

Charlton Race 1 Distance 1609m

Monday, 15 June 2026


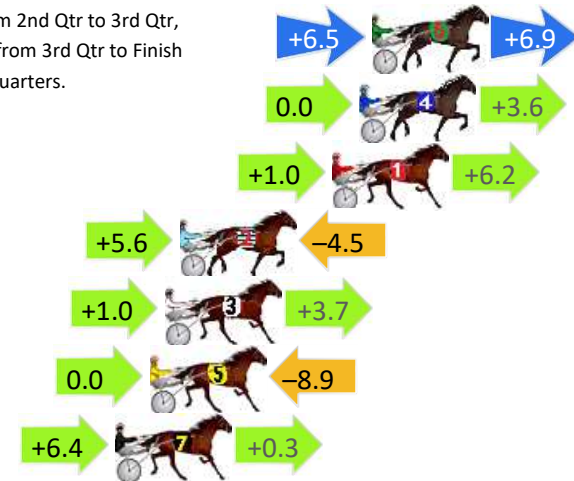
Gross Time: 1:56.50 MileRate: 1:56.50 LeadTime: 0.00s First Qtr: 28.20s Second Qtr: 29.90s Third Qtr: 29.40s Fourth Qtr: 29.10s

DATA TABLE: 800 / 400 Posi's are position from leader and (how wide the horse was at that position)

No	Horse	Plc	Mar	800 Posi	400 Posi	Time	3rd Qtr	4th Qt
6	OWEN THE SAINTS	1	0.0m	13.4m (1)	6.9m (1)	1:56.50	28.92s	28.60s
4	HUNGRY HOGARTH	2	0.5m	4.1m (0)	4.1m (0)	1:56.54	29.40s	28.84s
1	CALYPSO MISTRESS	3	1.6m	8.8m (0)	7.8m (0)	1:56.62	29.33s	28.65s
2	FEEL THE REIGN	4	7.7m	8.8m (1)	3.2m (1)	1:57.09	28.99s	29.46s
3	OPTIMAL	5	8.3m	13.0m (0)	12.0m (0)	1:57.13	29.32s	28.86s
5	NO EMOTION	6	8.9m	0.0m (0)	0.0m (0)	1:57.18	29.40s	29.78s
7	SWEET MARION	7	10.3m	17.0m (0)	10.6m (1)	1:57.29	28.93s	29.12s

Finish Position and metres gained

First Arrow shows distance gain/loss from 2nd Qtr to 3rd Qtr, Second Arrow shows distance gain/loss from 3rd Qtr to Finish
Blue arrow indicates best gain in these quarters.



8
0
0

Visual positions in race at 2nd Quarter



4
0
0

Visual positions in race at 3rd Quarter



Charlton Race 2 Distance 2100m

Monday, 15 June 2026


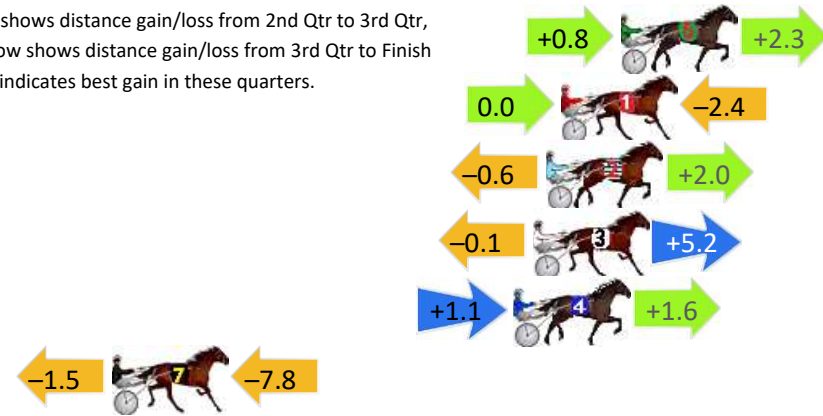
Gross Time: 2:34.40 MileRate: 1:58.30 LeadTime: 36.90s First Qtr: 30.90s Second Qtr: 30.30s Third Qtr: 28.70s Fourth Qtr: 27.60s

DATA TABLE: 800 / 400 Posi's are position from leader and (how wide the horse was at that position)


NoHorse	Plc	Mar	800 Posi	400 Posi	Time	3rd Qtr	4th Qt
6 TO THE NINES	1	0.0m	3.1m (1)	2.3m (1)	2:34.40	28.64s	27.44s
1 STARZINHEREYES	2	2.4m	0.0m (0)	0.0m (0)	2:34.57	28.70s	27.77s
2 YAPPER	3	3.0m	4.4m (0)	5.0m (0)	2:34.62	28.74s	27.47s
3 CELESTIAL ZODIAC	4	3.5m	8.6m (0)	8.7m (0)	2:34.65	28.70s	27.24s
4 TALLARAS SHADOW	5	4.3m	7.0m (1)	5.9m (1)	2:34.71	28.61s	27.50s
7 EMILY VINCENT	6	20.4m	11.1m (1)	12.6m (1)	2:35.88	28.79s	28.20s

Finish Position and metres gained

First Arrow shows distance gain/loss from 2nd Qtr to 3rd Qtr, Second Arrow shows distance gain/loss from 3rd Qtr to Finish
Blue arrow indicates best gain in these quarters.



Visual positions in race at 2nd Quarter



Visual positions in race at 3rd Quarter



Charlton Race 3 Distance 1609m

Monday, 15 June 2026

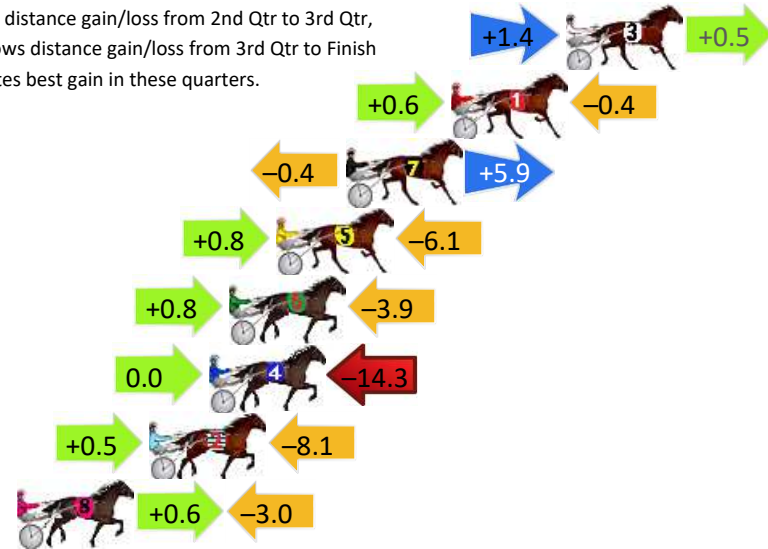
Gross Time: 2:00.60 MileRate: 2:00.60 LeadTime: 0.00s First Qtr: 29.00s Second Qtr: 32.10s Third Qtr: 30.20s Fourth Qtr: 29.40s

DATA TABLE: 800 / 400 Posi's are position from leader and (how wide the horse was at that position)

No	Horse	Plc	Mar	800 Posi	400 Posi	Time	3rd Qtr	4th Qt
3	ROBERT JOHN	1	0.0m	1.9m (1)	0.5m (1)	2:00.60	30.10s	29.36s
1	NEDZA THRILLER	2	4.6m	4.8m (0)	4.2m (0)	2:00.95	30.15s	29.44s
7	BAARLINEE	3	8.8m	14.3m (1)	14.7m (1)	2:01.28	30.22s	28.99s
5	RASENGAN	4	11.6m	6.3m (1)	5.5m (1)	2:01.49	30.14s	29.88s
6	WALKIN UNDERSTARZ	5	13.5m	10.4m (1)	9.6m (1)	2:01.64	30.13s	29.73s
4	CHRISTMAS BABE	6	14.3m	0.0m (0)	0.0m (0)	2:01.70	30.20s	30.50s
2	TENSION SEEKER	7	16.7m	9.1m (0)	8.6m (0)	2:01.89	30.16s	30.05s
8	RYMES	8	22.0m	19.6m (1)	19.0m (1)	2:02.30	30.14s	29.69s

Finish Position and metres gained

First Arrow shows distance gain/loss from 2nd Qtr to 3rd Qtr, Second Arrow shows distance gain/loss from 3rd Qtr to Finish
Blue arrow indicates best gain in these quarters.



800

Visual positions in race at 2nd Quarter



400

Visual positions in race at 3rd Quarter



Charlton Race 4 Distance 2100m

Monday, 15 June 2026

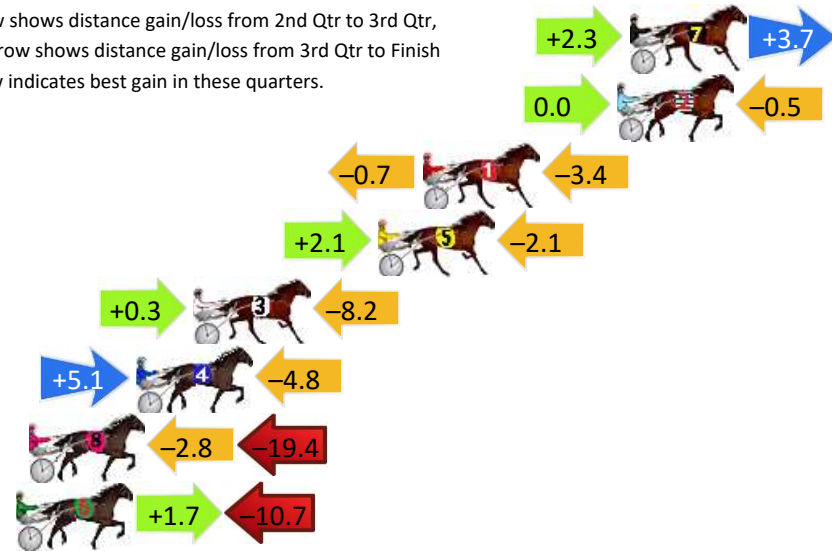
Gross Time: 2:39.80 MileRate: 2:02.50 LeadTime: 37.10s First Qtr: 34.10s Second Qtr: 30.50s Third Qtr: 29.50s Fourth Qtr: 28.60s

DATA TABLE: 800 / 400 Posi's are position from leader and (how wide the horse was at that position)

No	Horse	Plc	Mar	800 Posi	400 Posi	Time	3rd Qtr	4th Qt
7	DANCEBYTHESEASIDE	1	0.0m	6.0m (1)	3.7m (2)	2:39.80	29.33s	28.33s
2	ROCKIN CHARMER	2	0.5m	0.0m (0)	0.0m (0)	2:39.84	29.50s	28.64s
1	BLUE OCEAN	3	8.3m	4.2m (0)	4.9m (0)	2:40.42	29.54s	28.87s
5	STELLAR QUEEN	4	10.1m	10.1m (1)	8.0m (2)	2:40.56	29.34s	28.78s
3	LILNOVA	5	17.5m	9.6m (0)	9.3m (1)	2:41.11	29.47s	29.24s
4	DANCIN WITH ELVIS	6	19.8m	20.1m (1)	15.0m (1)	2:41.29	29.11s	29.01s
8	THE IRISHMAN	7	24.1m	1.9m (1)	4.7m (1)	2:41.61	29.70s	30.07s
6	OSCAR BRAVO	8	24.6m	15.6m (1)	13.9m (0)	2:41.65	29.36s	29.45s

Finish Position and metres gained

First Arrow shows distance gain/loss from 2nd Qtr to 3rd Qtr, Second Arrow shows distance gain/loss from 3rd Qtr to Finish Blue arrow indicates best gain in these quarters.



800

Visual positions in race at 2nd Quarter



400

Visual positions in race at 3rd Quarter



Charlton Race 5 Distance 2100m

Monday, 15 June 2026

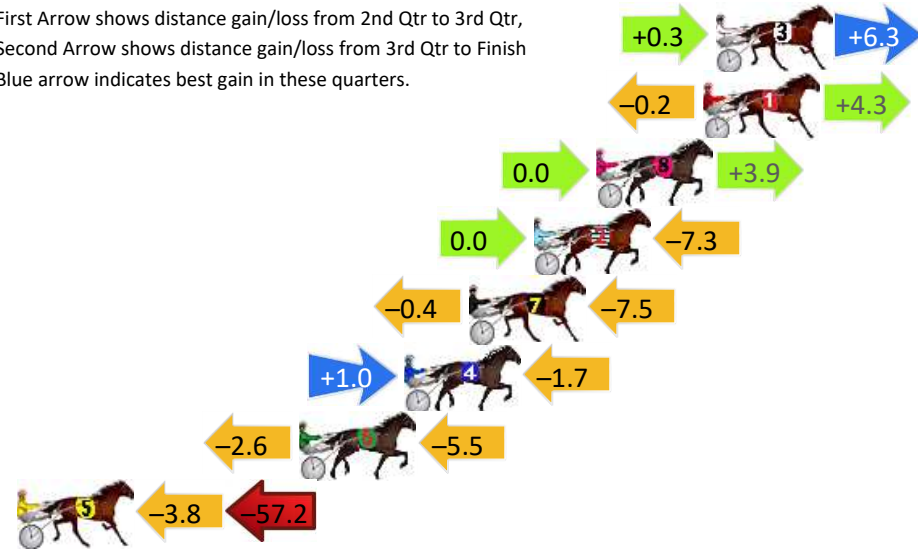
Gross Time: 2:37.80 MileRate: 2:00.90 LeadTime: 36.70s First Qtr: 31.40s Second Qtr: 32.30s Third Qtr: 28.70s Fourth Qtr: 28.70s

DATA TABLE: 800 / 400 Posi's are position from leader and (how wide the horse was at that position)

No	Horse	Plc	Mar	800 Posi	400 Posi	Time	3rd Qtr	4th Qt
3	WATCH YOUR BACK	1	0.0m	6.6m (1)	6.3m (1)	2:37.80	28.68s	28.25s
1	SPORTING RAGE	2	0.5m	4.6m (0)	4.8m (0)	2:37.84	28.71s	28.40s
8	HUXHAM CHUBB	3	4.8m	8.7m (0)	8.7m (0)	2:38.16	28.70s	28.44s
2	TREACHEROUSTIMES	4	7.3m	0.0m (0)	0.0m (0)	2:38.35	28.70s	29.25s
7	EMJAY JAZZ	5	9.9m	2.0m (1)	2.4m (1)	2:38.55	28.73s	29.28s
4	SENNA STORM	6	12.5m	11.8m (1)	10.8m (1)	2:38.74	28.63s	28.87s
6	KYRGIOS	7	16.7m	8.6m (2)	11.2m (3)	2:39.06	28.89s	29.16s
5	OUR PRINCESS DI	8	64.5m	3.5m (2)	7.3m (2)	2:42.66	28.97s	33.04s

Finish Position and metres gained

First Arrow shows distance gain/loss from 2nd Qtr to 3rd Qtr, Second Arrow shows distance gain/loss from 3rd Qtr to Finish
Blue arrow indicates best gain in these quarters.



800

Visual positions in race at 2nd Quarter



400

Visual positions in race at 3rd Quarter

Charlton Race 6 Distance 1609m

Monday, 15 June 2026


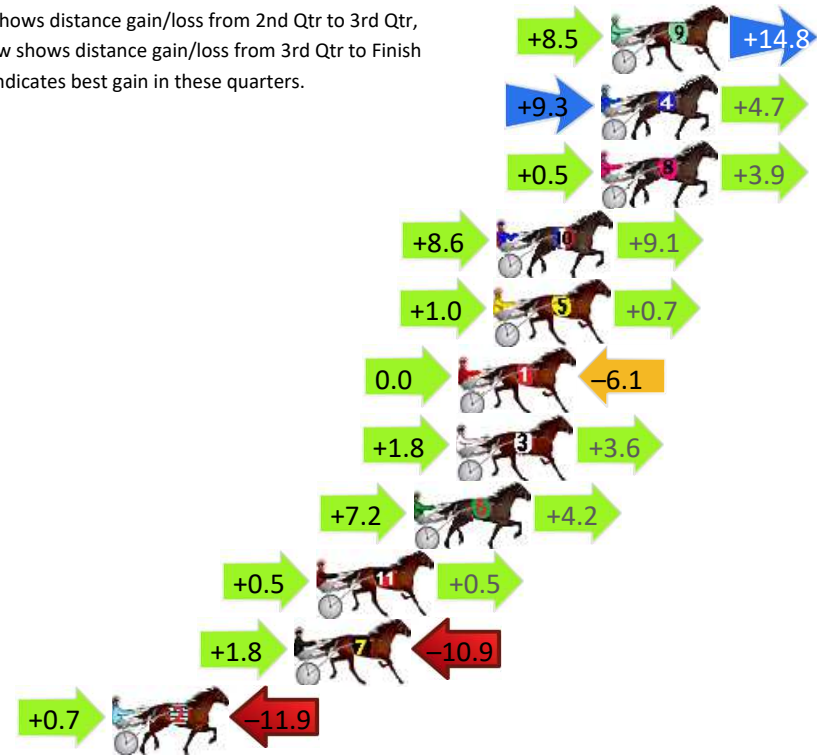
Gross Time: 1:58.50 MileRate: 1:58.50 LeadTime: 0.00s First Qtr: 28.10s Second Qtr: 30.60s Third Qtr: 30.10s Fourth Qtr: 29.70s

DATA TABLE: 800 / 400 Posi's are position from leader and (how wide the horse was at that position)

No	Horse	Plc	Mar	800 Posi	400 Posi	Time	3rd Qtr	4th Qt
9	THE REGULATOR	1	0.0m	23.3m (2)	14.8m (3)	1:58.50	29.46s	28.60s
4	ATOMIC GLORY	2	0.4m	14.4m (2)	5.1m (2)	1:58.53	29.40s	29.35s
8	THE DEMOCRAT	3	0.4m	4.8m (0)	4.3m (0)	1:58.53	30.06s	29.41s
10	SALSBOY	4	4.6m	22.3m (1)	13.7m (1)	1:58.86	29.45s	29.04s
5	LIVERMERE	5	4.7m	6.4m (2)	5.4m (1)	1:58.87	30.02s	29.67s
1	THE ACCIDENTAL ONE	6	6.1m	0.0m (0)	0.0m (0)	1:58.97	30.10s	30.17s
3	TELL A TALL STORY	7	6.2m	11.6m (1)	9.8m (1)	1:58.98	29.96s	29.45s
6	SHEZABLUCHIP	8	7.9m	19.3m (2)	12.1m (2)	1:59.11	29.56s	29.41s
11	TRYAGAINFREDDY	9	11.8m	12.8m (0)	12.3m (0)	1:59.42	30.05s	29.71s
7	MISSMALACHITE	10	12.7m	3.6m (1)	1.8m (1)	1:59.49	29.96s	30.56s
2	TORQUE TO FARROH	11	20.0m	8.8m (0)	8.1m (0)	2:00.06	30.04s	30.66s

Finish Position and metres gained

First Arrow shows distance gain/loss from 2nd Qtr to 3rd Qtr, Second Arrow shows distance gain/loss from 3rd Qtr to Finish. Blue arrow indicates best gain in these quarters.



8
0
0

Visual positions in race at 2nd Quarter



4
0
0

Visual positions in race at 3rd Quarter



Charlton Race 7 Distance 2100m

Monday, 15 June 2026

Gross Time: 2:34.40 MileRate: 1:58.30 LeadTime: 35.30s First Qtr: 28.30s Second Qtr: 31.60s Third Qtr: 29.20s Fourth Qtr: 30.00s

DATA TABLE: 800 / 400 Posi's are position from leader and (how wide the horse was at that position)

No	Horse	Plc	Mar	800 Posi	400 Posi	Time	3rd Qtr	4th Qt
3	MADDALEEZ	1	0.0m	15.3m (1)	7.2m (2)	2:34.40	28.62s	29.47s
11	IMALLATTITUDE	2	0.2m	19.4m (1)	11.7m (2)	2:34.42	28.65s	29.16s
7	WATCH HIM DANCE	3	3.8m	24.0m (1)	12.2m (1)	2:34.70	28.36s	29.40s
1	LOOK AT HER	4	4.0m	0.0m (0)	0.0m (0)	2:34.71	29.20s	30.31s
4	JUST LIKE NUGGET	5	4.1m	11.2m (1)	3.4m (2)	2:34.72	28.64s	30.07s
5	EL LAZZAR	6	10.5m	2.4m (1)	1.4m (1)	2:35.23	29.13s	30.73s
6	ARUVAL	7	10.7m	7.0m (1)	5.9m (1)	2:35.24	29.12s	30.41s
2	TORQUE IN HEAVEN	8	16.1m	9.2m (0)	9.0m (0)	2:35.67	29.19s	30.61s
10	SEA FINNIGAN	9	20.4m	13.6m (0)	14.0m (0)	2:36.00	29.24s	30.57s
9	ALWAYS BENEFITS	10	26.7m	5.1m (0)	5.2m (0)	2:36.50	29.21s	31.72s
12	MAC JAMES	11	198.0m	118.5m (0)	130.9m (0)	2:49.96	30.23s	35.93s

Finish Position and metres gained

First Arrow shows distance gain/loss from 2nd Qtr to 3rd Qtr, Second Arrow shows distance gain/loss from 3rd Qtr to Finish
Blue arrow indicates best gain in these quarters.

