

# Charlton Race 1 Distance 1609m

Friday, 8 May 2026

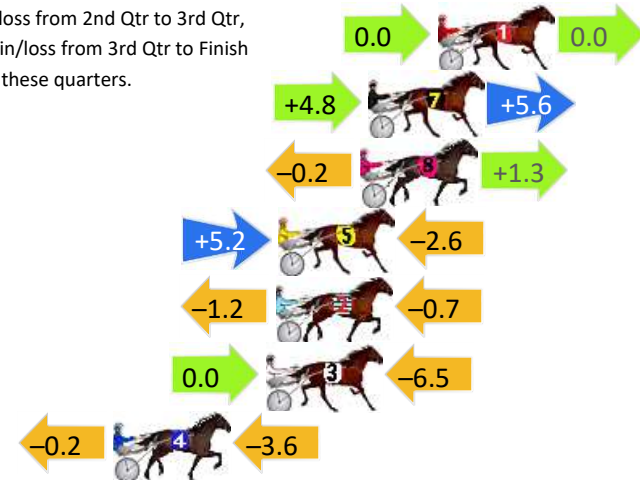
Gross Time: 1:56.50 MileRate: 1:56.50 LeadTime: 0.00s First Qtr: 28.30s Second Qtr: 29.60s Third Qtr: 29.30s Fourth Qtr: 29.30s

DATA TABLE: 800 / 400 Posi's are position from leader and (how wide the horse was at that position)

No	Horse	Plc	Mar	800 Posi	400 Posi	Time	3rd Qtr	4th Qt
1	LOUS MAMBO	1	0.0m	0.0m (0)	0.0m (0)	1:56.50	29.30s	29.30s
7	JUST LIKE NUGGET	2	2.8m	13.2m (0)	8.4m (2)	1:56.72	28.95s	28.89s
8	LOCHINVAR CHANDON	3	3.1m	4.2m (0)	4.4m (0)	1:56.74	29.31s	29.21s
5	JANSEN	4	6.4m	9.0m (1)	3.8m (2)	1:56.99	28.92s	29.49s
2	WATCH HIM DANCE	5	6.5m	4.6m (1)	5.8m (1)	1:57.00	29.39s	29.35s
3	SWAYWITHSIERRA	6	6.9m	0.4m (1)	0.4m (1)	1:57.03	29.30s	29.77s
4	ORION ART	7	13.0m	9.2m (0)	9.4m (0)	1:57.50	29.31s	29.56s

## Finish Position and metres gained

First Arrow shows distance gain/loss from 2nd Qtr to 3rd Qtr,  
Second Arrow shows distance gain/loss from 3rd Qtr to Finish  
Blue arrow indicates best gain in these quarters.



800

Visual positions in race at 2nd Quarter



400

Visual positions in race at 3rd Quarter



# Charlton Race 2 Distance 1609m

Friday, 8 May 2026

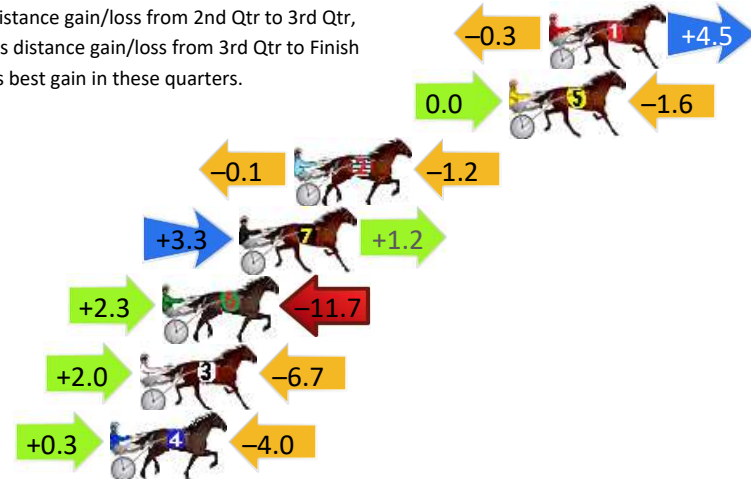
Gross Time: 1:58.50 MileRate: 1:58.50 LeadTime: 0.00s First Qtr: 30.10s Second Qtr: 30.90s Third Qtr: 28.90s Fourth Qtr: 28.60s

DATA TABLE: 800 / 400 Posi's are position from leader and (how wide the horse was at that position)

No	Horse	Plc	Mar	800 Posi	400 Posi	Time	3rd Qtr	4th Qt
1	AMERICAN GUY	1	0.0m	4.2m (0)	4.5m (0)	1:58.50	28.92s	28.28s
5	SEASIDE SHOW	2	1.6m	0.0m (0)	0.0m (0)	1:58.62	28.90s	28.72s
2	THE LONG ROAD OF HOPE	3	10.2m	8.9m (0)	9.0m (0)	1:59.27	28.90s	28.73s
7	ZEALYN	4	12.4m	16.9m (1)	13.6m (1)	1:59.43	28.66s	28.56s
6	BUBBLE OVER	5	15.5m	6.1m (1)	3.8m (1)	1:59.66	28.73s	29.49s
3	IM ALL ATTITUDE	6	16.4m	11.7m (1)	9.7m (1)	1:59.73	28.75s	29.14s
4	MACHFREDDY	7	17.6m	13.9m (0)	13.6m (0)	1:59.82	28.87s	28.95s

## Finish Position and metres gained

First Arrow shows distance gain/loss from 2nd Qtr to 3rd Qtr, Second Arrow shows distance gain/loss from 3rd Qtr to Finish. Blue arrow indicates best gain in these quarters.



800

Visual positions in race at 2nd Quarter



400

Visual positions in race at 3rd Quarter



# Charlton Race 3 Distance 2100m

Friday, 8 May 2026




Gross Time: 2:33.20 MileRate: 1:57.40 LeadTime: 35.00s First Qtr: 30.60s Second Qtr: 30.30s Third Qtr: 29.30s Fourth Qtr: 28.00s

DATA TABLE: 800 / 400 Posi's are position from leader and (how wide the horse was at that position)

NoHorse	Plc	Mar	800 Posi	400 Posi	Time	3rd Qtr	4th Qt
3 SCOOTER LOU	1	0.0m	0.0m (0)	0.0m (0)	2:33.20	29.30s	28.00s
6 WICKED WIZARD	2	0.2m	7.4m (1)	6.6m (2)	2:33.21	29.23s	27.54s
1 SHAQ	3	9.0m	4.1m (0)	4.8m (0)	2:33.86	29.34s	28.32s
7 SPORTSBOU	4	17.2m	12.0m (1)	9.3m (3)	2:34.47	29.09s	28.61s
2 FEAR THE POWER	5	17.5m	9.2m (0)	9.3m (0)	2:34.49	29.29s	28.63s
4 OPTIMAL	6	27.1m	13.3m (0)	10.8m (1)	2:35.19	29.10s	29.22s
5 MUSELET	7	29.1m	3.3m (1)	2.8m (1)	2:35.34	29.26s	29.94s
8 TACTICS ARE ROLLIN	8	38.7m	16.6m (1)	15.0m (1)	2:36.05	29.16s	29.78s

## Finish Position and metres gained

First Arrow shows distance gain/loss from 2nd Qtr to 3rd Qtr, Second Arrow shows distance gain/loss from 3rd Qtr to Finish  
Blue arrow indicates best gain in these quarters.



# Charlton Race 4 Distance 1609m

Friday, 8 May 2026




Gross Time: 1:55.00 MileRate: 1:55.00 LeadTime: 0.00s First Qtr: 29.40s Second Qtr: 30.20s Third Qtr: 27.90s Fourth Qtr: 27.50s

DATA TABLE: 800 / 400 Posi's are position from leader and (how wide the horse was at that position)

NoHorse	Plc	Mar	800 Posi	400 Posi	Time	3rd Qtr	4th Qt
4 SHAZZA LOVE	1	0.0m	0.0m (0)	0.0m (0)	1:55.00	27.90s	27.50s
2 SPORTING RAGE	2	15.7m	7.9m (0)	8.3m (0)	1:56.14	27.92s	28.07s
5 ONE GOLDEN DEAL	3	17.8m	15.0m (1)	7.9m (2)	1:56.29	27.40s	28.25s
6 TO THE NINES	3	17.8m	19.8m (1)	12.2m (2)	1:56.29	27.37s	27.95s
1 ROJENBYE	5	18.1m	3.9m (0)	4.1m (0)	1:56.31	27.91s	28.53s
7 MISTER JIMARINGLE	6	20.0m	23.7m (1)	13.7m (1)	1:56.45	27.20s	28.01s
8 OUR ULTIMATE GRACY	7	21.3m	4.9m (1)	3.9m (1)	1:56.54	27.83s	28.77s
3 METRO MEMORY	8	25.0m	9.7m (1)	9.0m (1)	1:56.81	27.85s	28.69s

## Finish Position and metres gained

First Arrow shows distance gain/loss from 2nd Qtr to 3rd Qtr, Second Arrow shows distance gain/loss from 3rd Qtr to Finish  
Blue arrow indicates best gain in these quarters



Visual positions in race at 2nd Quarter

Visual positions in race at 3rd Quarter

# Charlton Race 5 Distance 2100m

Friday, 8 May 2026


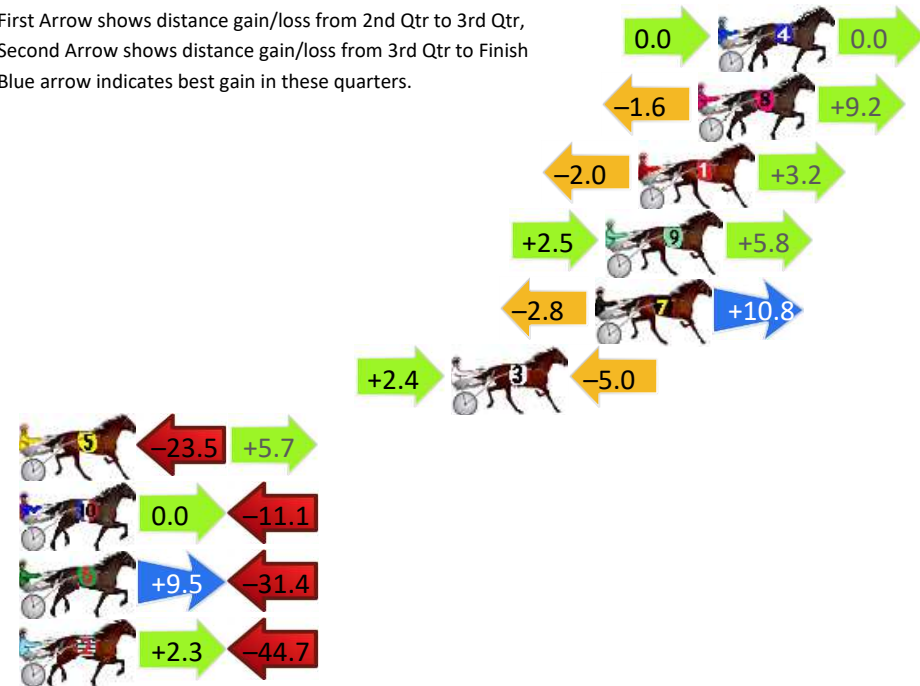
Gross Time: 2:43.60 MileRate: 2:05.30 LeadTime: 37.90s First Qtr: 32.60s Second Qtr: 31.40s Third Qtr: 30.30s Fourth Qtr: 31.40s

DATA TABLE: 800 / 400 Posi's are position from leader and (how wide the horse was at that position)

No	Horse	Plc	Mar	800 Posi	400 Posi	Time	3rd Qtr	4th Qt
4	NO SHENANIGANZ	1	0.0m	0.0m (0)	0.0m (0)	2:43.60	30.30s	31.40s
8	VIXAN	2	0.8m	8.4m (0)	10.0m (0)	2:43.67	30.44s	30.70s
1	ARIVADERCHI	3	3.2m	4.4m (0)	6.4m (0)	2:43.86	30.46s	31.17s
9	REDBLUENPURPLE	4	4.5m	12.8m (1)	10.3m (1)	2:43.97	30.13s	30.98s
7	LUCKY YOU	5	4.9m	12.9m (0)	15.7m (0)	2:44.00	30.53s	30.60s
3	VOUCHER QUEEN	6	10.7m	8.1m (1)	5.7m (1)	2:44.48	30.13s	31.84s
5	NOSTRA NIPOTINA	7	34.3m	16.5m (1)	40.0m (0)	2:46.41	32.13s	31.14s
10	KYVALLEY JOKER	8	35.9m	24.8m (1)	24.8m (0)	2:46.55	30.33s	32.45s
6	ALDEBARAN BRIANNA	9	42.4m	20.5m (1)	11.0m (2)	2:47.08	29.60s	34.04s
2	LITTLER	10	45.6m	3.2m (1)	0.9m (1)	2:47.34	30.13s	35.07s


## Finish Position and metres gained

First Arrow shows distance gain/loss from 2nd Qtr to 3rd Qtr, Second Arrow shows distance gain/loss from 3rd Qtr to Finish Blue arrow indicates best gain in these quarters.



800

Visual positions in race at 2nd Quarter



400

Visual positions in race at 3rd Quarter



# Charlton Race 6 Distance 1609m

Friday, 8 May 2026




Gross Time: 1:58.30 MileRate: 1:58.30 LeadTime: 0.00s First Qtr: 29.80s Second Qtr: 30.70s Third Qtr: 29.00s Fourth Qtr: 28.80s

DATA TABLE: 800 / 400 Posi's are position from leader and (how wide the horse was at that position)

No	Horse	Plc	Mar	800 Posi	400 Posi	Time	3rd Qtr	4th Qt
5	HELLAVA DEAL	1	0.0m	2.4m (1)	1.0m (1)	1:58.30	28.90s	28.73s
1	LITTLE WHIPPET	2	1.9m	4.3m (0)	3.8m (0)	1:58.44	28.96s	28.67s
3	MISSMALACHITE	3	4.7m	0.0m (0)	0.0m (0)	1:58.66	29.00s	29.16s
2	TRYAGAINFREDDY	4	5.0m	8.7m (0)	8.4m (0)	1:58.68	28.97s	28.58s
4	RAVISHING ROXY	5	5.5m	8.3m (1)	6.6m (1)	1:58.72	28.87s	28.75s
6	AMERICAN ASSASSIN	6	5.7m	17.6m (1)	11.1m (1)	1:58.73	28.53s	28.43s
10	POSTERMAN	7	5.9m	14.7m (0)	13.9m (0)	1:58.75	28.94s	28.25s
7	MAJOR ORION	8	7.4m	23.6m (1)	8.4m (2)	1:58.86	27.90s	28.76s
9	MISS DOOBEE	9	8.0m	12.5m (1)	3.2m (2)	1:58.90	28.33s	29.17s
8	SHUDABOUGHTABO AT	10	19.2m	29.7m (1)	22.7m (0)	1:59.75	28.49s	28.62s

## Finish Position and metres gained

First Arrow shows distance gain/loss from 2nd Qtr to 3rd Qtr, Second Arrow shows distance gain/loss from 3rd Qtr to Finish  
Blue arrow indicates best gain in these quarters.



# Charlton Race 7 Distance 2100m

Friday, 8 May 2026

Gross Time: 2:38.60 MileRate: 2:01.50 LeadTime: 36.90s First Qtr: 31.30s Second Qtr: 31.10s Third Qtr: 29.50s Fourth Qtr: 29.80s

DATA TABLE: 800 / 400 Posi's are position from leader and (how wide the horse was at that position)

No	Horse	Plc	Mar	800 Posi	400 Posi	Time	3rd Qtr	4th Qt
2	CONNIES PRESIDENT	1	0.0m	0.0m (0)	0.0m (0)	2:38.60	29.50s	29.80s
6	ATABOY CHARLIE	2	5.4m	4.0m (1)	3.3m (1)	2:39.02	29.45s	29.98s
3	CHAMPAGNES	3	6.5m	4.5m (0)	6.0m (0)	2:39.11	29.61s	29.87s
7	SNICKERS EXPRESS	4	10.9m	9.6m (0)	12.8m (0)	2:39.45	29.74s	29.71s
8	NIGHT WHISPERER	5	16.5m	11.9m (1)	17.2m (1)	2:39.89	29.90s	29.82s
11	BAARLINEE	6	33.9m	8.3m (1)	12.8m (1)	2:41.25	29.83s	31.51s
12	ALDEBARAN MAVERICK	7	41.3m	13.6m (0)	20.9m (0)	2:41.82	30.04s	31.48s
10	SHAQ THE ANVIL	8	62.6m	35.5m (0)	41.7m (0)	2:43.49	29.97s	31.62s
4	ALABAMA MAY	9	78.4m	45.0m (0)	51.2m (0)	2:44.72	29.97s	32.15s
9	OOPZEE DAIZEE	10	108.1m	62.7m (0)	71.5m (0)	2:47.04	30.17s	32.97s
5	MAORIS RETURN	11	145.8m	84.6m (0)	95.9m (0)	2:49.98	30.37s	34.11s
1	CRONK	12	186.0m	107.7m (0)	123.1m (0)	2:53.12	30.67s	35.25s

## Finish Position and metres gained

First Arrow shows distance gain/loss from 2nd Qtr to 3rd Qtr, Second Arrow shows distance gain/loss from 3rd Qtr to Finish  
Blue arrow indicates best gain in these quarters.

