

Bendigo Race 1 Distance 1650m

Wednesday, 29 April 2026




Gross Time: 1:59.00 MileRate: 1:56.00 LeadTime: 2.90s First Qtr: 28.10s Second Qtr: 30.50s Third Qtr: 28.60s Fourth Qtr: 28.90s

DATA TABLE: 800 / 400 Posi's are position from leader and (how wide the horse was at that position)

No	Horse	Plc	Mar	800 Posi	400 Posi	Time	3rd Qtr	4th Qt
7	IM HAVINTOTROT	1	0.0m	6.9m (1)	4.6m (1)	1:59.00	28.44s	28.57s
4	PRETTYBOY HARRY	2	3.0m	2.1m (1)	0.0m (1)	1:59.23	28.45s	29.13s
2	BULLAPARK BENO	3	6.6m	11.5m (1)	9.8m (1)	1:59.50	28.48s	28.70s
12	KYVALLEY MICHAEL	4	7.1m	19.6m (1)	18.2m (1)	1:59.54	28.51s	28.14s
10	FAITH FULL	5	7.6m	15.8m (1)	13.6m (1)	1:59.58	28.45s	28.51s
11	TICTOK	6	8.3m	24.2m (1)	14.6m (2)	1:59.63	27.92s	28.49s
3	PIESRIDINGSHOTGUN	7	15.8m	4.2m (0)	6.9m (0)	2:00.20	28.79s	29.61s
1	DHONI TROUBLE	8	19.9m	8.4m (0)	10.8m (0)	2:00.51	28.77s	29.64s
9	LOVE YA BROTHER	9	48.4m	18.3m (0)	18.5m (0)	2:02.67	28.62s	31.25s
8	WALLIS	10	73.9m	13.1m (0)	14.6m (0)	2:04.61	28.71s	33.47s
6	WITH APLOMB	11	111.7m	66.1m (0)	74.0m (0)	2:07.47	29.19s	32.08s
5	RUN FOREST RUN	12	187.1m	0.0m (0)	2.2m (0)	2:13.19	28.76s	42.93s

Finish Position and metres gained

First Arrow shows distance gain/loss from 2nd Qtr to 3rd Qtr, Second Arrow shows distance gain/loss from 3rd Qtr to Finish
Blue arrow indicates best gain in these quarters.



Bendigo Race 2 Distance 2150m


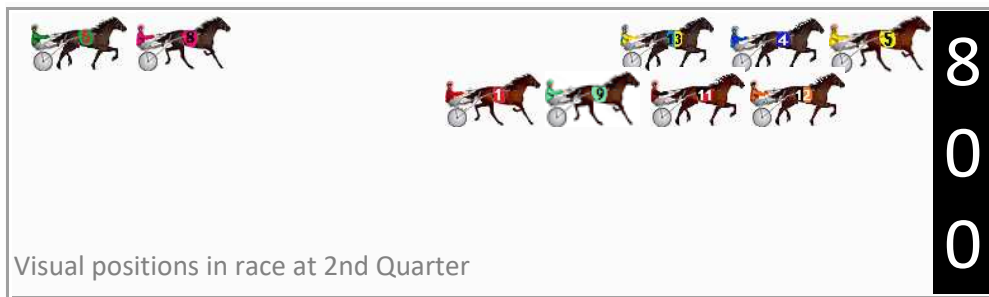
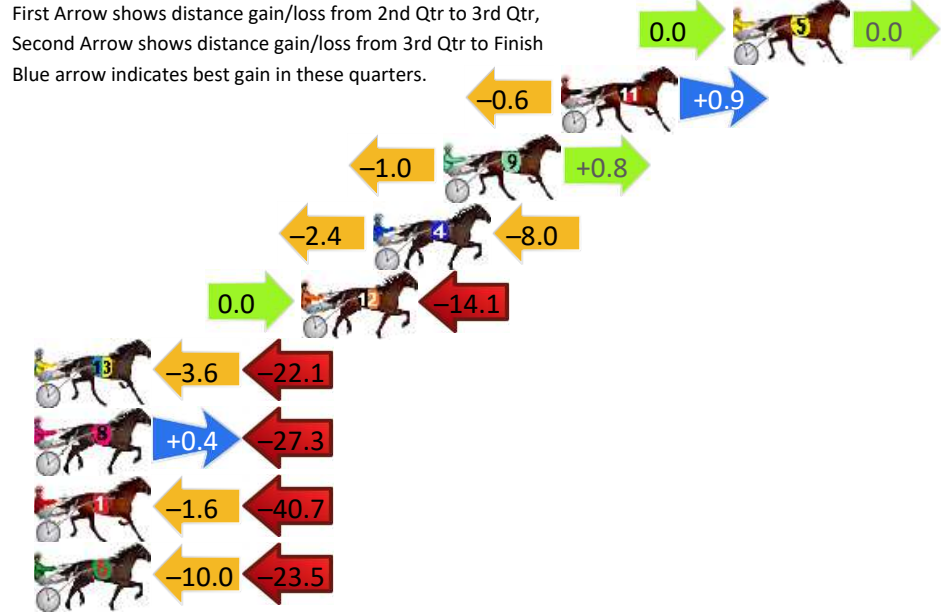
Wednesday, 29 April 2026

Gross Time: 2:41.80 MileRate: 2:01.10 LeadTime: 40.00s First Qtr: 30.20s Second Qtr: 32.40s Third Qtr: 30.30s Fourth Qtr: 28.90s

DATA TABLE: 800 / 400 Posi's are position from leader and (how wide the horse was at that position)

No	Horse	Plc	Mar	800 Posi	400 Posi	Time	3rd Qtr	4th Qt
5	PASTOR DUNBAR	1	0.0m	0.0m (0)	0.0m (0)	2:41.80	30.30s	28.90s
11	LEO GALLEON	2	6.9m	7.2m (1)	7.8m (1)	2:42.32	30.34s	28.84s
9	STEPBYSTEP	3	11.6m	11.4m (1)	12.4m (2)	2:42.68	30.37s	28.84s
4	MOONSHINE LOUIE	4	14.4m	4.0m (0)	6.4m (0)	2:42.89	30.49s	29.47s
12	CHANTILLY LASS	5	17.3m	3.2m (1)	3.2m (1)	2:43.11	30.32s	29.91s
13	WAR DAN PHOENIX	6	34.1m	8.4m (0)	12.0m (0)	2:44.39	30.60s	30.49s
8	MORNING DOVE	7	54.7m	27.8m (0)	27.4m (0)	2:45.95	30.32s	30.86s
1	TIMMY WHIZ	8	57.7m	15.4m (1)	17.0m (1)	2:46.18	30.49s	31.82s
6	PIPALICIOUS	9	103.5m	70.0m (0)	80.0m (0)	2:49.65	31.08s	30.59s

Finish Position and metres gained



Bendigo Race 3 Distance 1650m

Wednesday, 29 April 2026



Gross Time: 1:58.20 MileRate: 1:55.30 LeadTime: 2.70s First Qtr: 27.20s Second Qtr: 31.40s Third Qtr: 28.30s Fourth Qtr: 28.60s

DATA TABLE: 800 / 400 Posi's are position from leader and (how wide the horse was at that position)

No	Horse	Plc	Mar	800 Posi	400 Posi	Time	3rd Qtr	4th Qt
7	AFFAMATO	1	0.0m	19.3m (2)	8.8m (2)	1:58.20	27.56s	27.98s
6	YA BOTTOM DOLLAR	2	0.2m	4.4m (1)	2.0m (1)	1:58.22	28.13s	28.48s
5	LINE DANCE	3	2.8m	9.4m (0)	7.9m (0)	1:58.41	28.20s	28.25s
2	FEAR THE POWER	4	3.0m	5.1m (0)	4.3m (0)	1:58.43	28.24s	28.53s
1	ASMILEANDAWINX	5	4.2m	0.0m (0)	0.0m (0)	1:58.52	28.30s	28.92s
11	HAPPENSTBABEACHBOY	6	4.4m	17.9m (0)	16.0m (0)	1:58.53	28.17s	27.80s
9	ANIMADO	7	6.7m	13.4m (1)	5.0m (2)	1:58.70	27.71s	28.75s
8	SHAQ	8	8.5m	13.7m (0)	11.9m (0)	1:58.84	28.18s	28.40s
3	BLUE CANNON	9	12.6m	8.3m (1)	6.7m (1)	1:59.15	28.19s	29.08s
10	OPTIMAL	10	12.8m	17.6m (1)	13.3m (1)	1:59.16	28.00s	28.62s
4	IM DUSTEE	11	33.2m	41.5m (0)	34.8m (0)	2:00.69	27.84s	28.63s

Finish Position and metres gained

First Arrow shows distance gain/loss from 2nd Qtr to 3rd Qtr, Second Arrow shows distance gain/loss from 3rd Qtr to Finish
Blue arrow indicates best gain in these quarters.



Bendigo Race 4 Distance 2150m

Wednesday, 29 April 2026

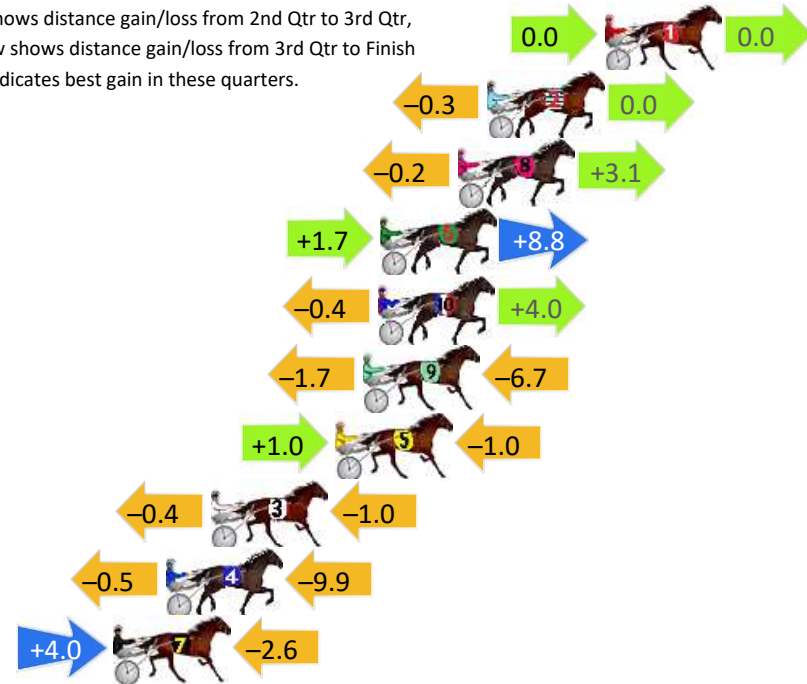
Gross Time: 2:33.10 MileRate: 1:54.60 LeadTime: 38.70s First Qtr: 29.30s Second Qtr: 28.60s Third Qtr: 27.60s Fourth Qtr: 28.90s

DATA TABLE: 800 / 400 Posi's are position from leader and (how wide the horse was at that position)

No	Horse	Plc	Mar	800 Posi	400 Posi	Time	3rd Qtr	4th Qt
1	MAJOR BLITZ	1	0.0m	0.0m (0)	0.0m (0)	2:33.10	27.60s	28.90s
2	MISTER JIMARINGLE	2	4.7m	4.4m (0)	4.7m (0)	2:33.46	27.63s	28.93s
8	RABADA	3	5.9m	8.8m (0)	9.0m (0)	2:33.55	27.63s	28.72s
6	WHERE IS WOODY	4	9.0m	19.5m (1)	17.8m (2)	2:33.78	27.51s	28.33s
10	NUGGET ROGERS	5	9.1m	12.7m (0)	13.1m (0)	2:33.79	27.65s	28.67s
9	MICHEN ROY	6	9.7m	1.3m (1)	3.0m (1)	2:33.84	27.72s	29.43s
5	SPORTS WRACK	7	10.8m	10.8m (1)	9.8m (2)	2:33.92	27.55s	29.03s
3	FEEL THE REIGN	8	15.8m	14.4m (1)	14.8m (1)	2:34.30	27.65s	29.06s
4	JOHN WAYNE	9	17.6m	7.2m (1)	7.7m (1)	2:34.43	27.65s	29.69s
7	MANINKY MOONSHINE	10	19.7m	21.1m (0)	17.1m (0)	2:34.59	27.35s	29.19s

Finish Position and metres gained

First Arrow shows distance gain/loss from 2nd Qtr to 3rd Qtr,
Second Arrow shows distance gain/loss from 3rd Qtr to Finish
Blue arrow indicates best gain in these quarters.



800

Visual positions in race at 2nd Quarter



400

Visual positions in race at 3rd Quarter



Bendigo Race 5 Distance 2150m

Wednesday, 29 April 2026



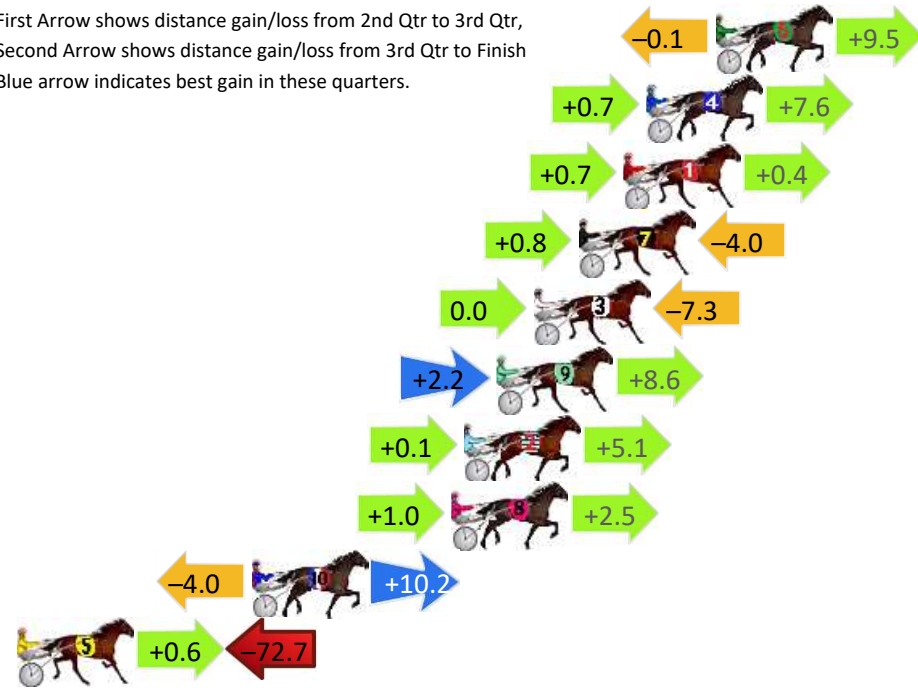
Gross Time: 2:42.80 MileRate: 2:01.90 LeadTime: 41.10s First Qtr: 32.20s Second Qtr: 30.90s Third Qtr: 28.60s Fourth Qtr: 30.00s

DATA TABLE: 800 / 400 Posi's are position from leader and (how wide the horse was at that position)

No	Horse	Plc	Mar	800 Posi	400 Posi	Time	3rd Qtr	4th Qt
6	AMOUR MATERNAL	1	0.0m	9.4m (0)	9.5m (0)	2:42.80	28.62s	29.31s
4	BLACK AND GOLD	2	2.8m	11.1m (1)	10.4m (1)	2:43.02	28.57s	29.46s
1	JESSICAS STORY	3	3.7m	4.8m (0)	4.1m (0)	2:43.09	28.56s	29.99s
7	SETTLE THE BILL	4	5.5m	2.3m (1)	1.5m (1)	2:43.23	28.55s	30.32s
3	WAIKARE ADRIENNA	5	7.3m	0.0m (0)	0.0m (0)	2:43.37	28.60s	30.57s
9	PARIS JAMILLA	6	8.8m	19.6m (1)	17.4m (0)	2:43.49	28.48s	29.42s
2	SABIHALIL	7	10.1m	15.3m (1)	15.2m (1)	2:43.59	28.62s	29.68s
8	MANDA KYVALLEY	8	10.6m	14.1m (0)	13.1m (0)	2:43.63	28.55s	29.88s
10	FROSTY GIRL	9	18.6m	24.8m (1)	28.8m (0)	2:44.26	28.94s	29.36s
5	KISS AT MIDNIGHT	10	79.0m	6.9m (1)	6.3m (1)	2:49.01	28.57s	35.75s

Finish Position and metres gained

First Arrow shows distance gain/loss from 2nd Qtr to 3rd Qtr, Second Arrow shows distance gain/loss from 3rd Qtr to Finish
Blue arrow indicates best gain in these quarters.



Bendigo Race 6 Distance 1650m

Wednesday, 29 April 2026

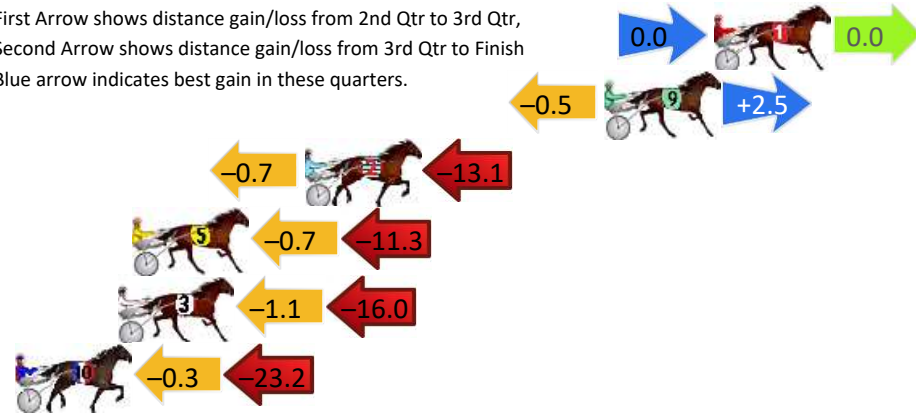
Gross Time: 1:59.30 MileRate: 1:56.30 LeadTime: 2.90s First Qtr: 29.10s Second Qtr: 31.50s Third Qtr: 29.10s Fourth Qtr: 26.70s

DATA TABLE: 800 / 400 Posi's are position from leader and (how wide the horse was at that position)

NoHorse	Plc	Mar	800 Posi	400 Posi	Time	3rd Qtr	4th Qt
1 CARDIGAN JEM	1	0.0m	0.0m (0)	0.0m (0)	1:59.30	29.10s	26.70s
9 KINGS GALLERY	2	4.4m	6.4m (0)	6.9m (0)	1:59.61	29.12s	26.53s
2 FARROH JOE	3	16.4m	2.6m (1)	3.3m (1)	2:00.45	29.14s	27.62s
5 WICKED TORQUE	4	23.3m	11.3m (1)	12.0m (1)	2:00.94	29.11s	27.51s
3 LOUS MAMBO	5	23.9m	6.8m (1)	7.9m (1)	2:00.98	29.16s	27.83s
10 TORQUE TO FARROH	6	34.2m	10.7m (0)	11.0m (0)	2:01.71	29.09s	28.35s

Finish Position and metres gained

First Arrow shows distance gain/loss from 2nd Qtr to 3rd Qtr, Second Arrow shows distance gain/loss from 3rd Qtr to Finish Blue arrow indicates best gain in these quarters.



800

Visual positions in race at 2nd Quarter



400

Visual positions in race at 3rd Quarter

Bendigo Race 7 Distance 1650m

Wednesday, 29 April 2026




Gross Time: 2:04.60 MileRate: 2:01.50 LeadTime: 3.10s First Qtr: 30.40s Second Qtr: 32.90s Third Qtr: 29.90s Fourth Qtr: 28.30s

DATA TABLE: 800 / 400 Posi's are position from leader and (how wide the horse was at that position)

No	Horse	Plc	Mar	800 Posi	400 Posi	Time	3rd Qtr	4th Qt
3	ORLANDO VEYRON	1	0.0m	5.0m (0)	5.1m (0)	2:04.60	29.90s	27.93s
2	ZIPPIN PAST	2	1.8m	0.0m (0)	0.0m (0)	2:04.73	29.90s	28.43s
4	REGAL GALA	3	4.2m	6.6m (1)	4.8m (2)	2:04.91	29.76s	28.26s
9	DONNYOSKO	4	16.9m	9.0m (0)	12.9m (0)	2:05.86	30.16s	28.63s
10	TRUE APLOMB	5	17.5m	13.1m (1)	14.9m (1)	2:05.90	30.01s	28.52s
7	DOWNTOWN GIRL	6	27.6m	13.5m (0)	18.9m (0)	2:06.65	30.27s	28.98s
6	MY LADY MAC	7	58.2m	17.4m (1)	10.5m (1)	2:08.93	29.37s	31.87s
1	LUCKY AVENUE	8	68.3m	21.4m (1)	15.9m (2)	2:09.68	29.46s	32.23s
5	ELEGANT SPIRIT	9	84.4m	1.6m (1)	4.7m (1)	2:10.88	30.12s	34.24s
8	HALFA SHOT	10	209.3m	127.8m (0)	138.2m (0)	2:20.16	30.40s	33.86s

Finish Position and metres gained

First Arrow shows distance gain/loss from 2nd Qtr to 3rd Qtr, Second Arrow shows distance gain/loss from 3rd Qtr to Finish. Blue arrow indicates best gain in these quarters.



Bendigo Race 8 Distance 2150m

Wednesday, 29 April 2026


Gross Time: 2:41.00 MileRate: 2:00.50 LeadTime: 39.80s First Qtr: 32.50s Second Qtr: 29.90s Third Qtr: 29.90s Fourth Qtr: 28.90s

DATA TABLE: 800 / 400 Posi's are position from leader and (how wide the horse was at that position)

No	Horse	Plc	Mar	800 Posi	400 Posi	Time	3rd Qtr	4th Qt
8	TALISKER SKIPPER	1	0.0m	15.1m (1)	9.7m (1)	2:41.00	29.49s	28.19s
7	BOUNCED	2	3.3m	0.0m (0)	0.0m (0)	2:41.25	29.90s	29.15s
3	JUST LIKE NUGGET	3	3.7m	10.4m (1)	4.9m (1)	2:41.28	29.49s	28.82s
4	JANSEN	4	4.4m	6.1m (1)	1.2m (1)	2:41.33	29.54s	29.14s
10	ORION ART	5	13.8m	11.2m (0)	9.2m (0)	2:42.05	29.74s	29.28s
2	SWEET FACE	6	24.4m	4.4m (0)	5.1m (0)	2:42.85	29.94s	30.38s
6	MAC JAMES	7	28.6m	17.1m (0)	15.6m (1)	2:43.17	29.77s	29.93s
9	MANFREDI	8	36.6m	18.8m (1)	7.5m (2)	2:43.78	29.05s	31.13s

Finish Position and metres gained

First Arrow shows distance gain/loss from 2nd Qtr to 3rd Qtr,
Second Arrow shows distance gain/loss from 3rd Qtr to Finish
Blue arrow indicates best gain in these quarters.



800

Visual positions in race at 2nd Quarter



400

Visual positions in race at 3rd Quarter

