

Bendigo Race 1 Distance 2150m

Wednesday, 28 August 2024


Gross Time: 2:35.40 MileRate: 1:56.30 LeadTime: 39.30s First Qtr: 29.90s Second Qtr: 28.70s Third Qtr: 29.50s Fourth Qtr: 28.00s

DATA TABLE: 800 / 400 Posi's are position from leader and (how wide the horse was at that position)

NoHorse	Plc	Mar	800 Posi	400 Posi	Time	3rd Qtr	4th Qt
1 STORMS COLLIDE	1	0.0m	0.0m (0)	0.0m (0)	2:35.39	29.50s	28.00s
7 GO MIKI	2	1.3m	22.0m (1)	8.4m (3)	2:35.49	28.51s	27.51s
5 FORTY LOVE	3	7.8m	4.0m (0)	5.0m (0)	2:35.97	29.58s	28.19s
10 RUFF NUT	4	16.7m	17.4m (1)	12.8m (2)	2:36.64	29.18s	28.27s
3 ULTIMATE SAFARI	5	17.3m	10.8m (1)	5.0m (1)	2:36.69	29.11s	28.86s
9 CROCODILE SOCKS	6	19.5m	2.4m (1)	0.6m (1)	2:36.85	29.41s	29.32s
2 DOUGS TRIBE	7	25.6m	8.4m (0)	10.4m (0)	2:37.30	29.67s	29.06s
4 THINKFAST RUNFAST	8	33.5m	13.0m (0)	10.8m (1)	2:37.89	29.39s	29.58s
6 SET UP	9	48.1m	6.4m (1)	5.0m (2)	2:38.98	29.48s	31.00s
8 MANFREDI	10	111.4m	16.8m (0)	25.0m (0)	2:43.70	30.25s	34.01s

Finish Position and metres gained

First Arrow shows distance gain/loss from 2nd Qtr to 3rd Qtr,
Second Arrow shows distance gain/loss from 3rd Qtr to Finish
Blue arrow indicates best gain in these quarters.



800

Visual positions in race at 2nd Quarter



400

Visual positions in race at 3rd Quarter



Powered by



Harness Analyser

Sectional Analysis Software

Not just form | Free Trial

www.facebook.com/PJHarnessRacing



RISE Digital, Harness Racing Australia nor the provider accepts any responsibility for the completeness or accuracy of any of the information contained herein, and makes no representations about its suitability for any particular purpose. Users should make their own judgements about those matters and/or seek independent advice. You assume all risks associated with use of data provided on this page

Bendigo Race 2 Distance 2150m

Wednesday, 28 August 2024


Gross Time: 2:36.90 MileRate: 1:57.50 LeadTime: 38.70s First Qtr: 31.80s Second Qtr: 30.80s Third Qtr: 28.50s Fourth Qtr: 27.10s

DATA TABLE: 800 / 400 Posi's are position from leader and (how wide the horse was at that position)

No	Horse	Plc	Mar	800 Posi	400 Posi	Time	3rd Qtr	4th Qt
9	SOHO AMERICANO	1	0.0m	8.2m (1)	7.0m (1)	2:36.92	28.40s	26.63s
3	LET HER ROLL	2	0.2m	0.0m (0)	0.0m (0)	2:36.93	28.50s	27.11s
8	MISS AUSTRALIANA	3	3.2m	12.4m (1)	10.2m (2)	2:37.16	28.34s	26.63s
10	IVSEENHEAVENSLIGHT	4	3.8m	4.4m (1)	2.6m (1)	2:37.20	28.38s	27.18s
6	TUPELO	5	5.6m	4.0m (0)	4.4m (0)	2:37.33	28.53s	27.18s
5	MELFIELD SORYT	6	16.0m	8.0m (0)	9.6m (0)	2:38.11	28.62s	27.53s
11	SOHO MARGARITA	7	16.9m	16.2m (1)	15.0m (1)	2:38.17	28.42s	27.23s
2	SOHO PLAYGIRL	8	31.8m	12.4m (0)	16.2m (0)	2:39.28	28.79s	28.15s
7	HUXHAM CHUBB	9	34.2m	20.6m (1)	23.0m (1)	2:39.47	28.69s	27.85s
1	SOHO PINA COLADA	10	57.9m	17.8m (0)	24.0m (0)	2:41.23	28.99s	29.38s

Finish Position and metres gained

First Arrow shows distance gain/loss from 2nd Qtr to 3rd Qtr, Second Arrow shows distance gain/loss from 3rd Qtr to Finish Blue arrow indicates best gain in these quarters.



800

Visual positions in race at 2nd Quarter



400

Visual positions in race at 3rd Quarter



Powered by



Harness Analyser

Sectional Analysis Software

Not just form | Free Trial

www.facebook.com/PJHarnessRacing



RISE Digital, Harness Racing Australia nor the provider accepts any responsibility for the completeness or accuracy of any of the information contained herein, and makes no representations about its suitability for any particular purpose. Users should make their own judgements about those matters and/or seek independent advice. You assume all risks associated with use of data provided on this page

Bendigo Race 3 Distance 2150m

Wednesday, 28 August 2024

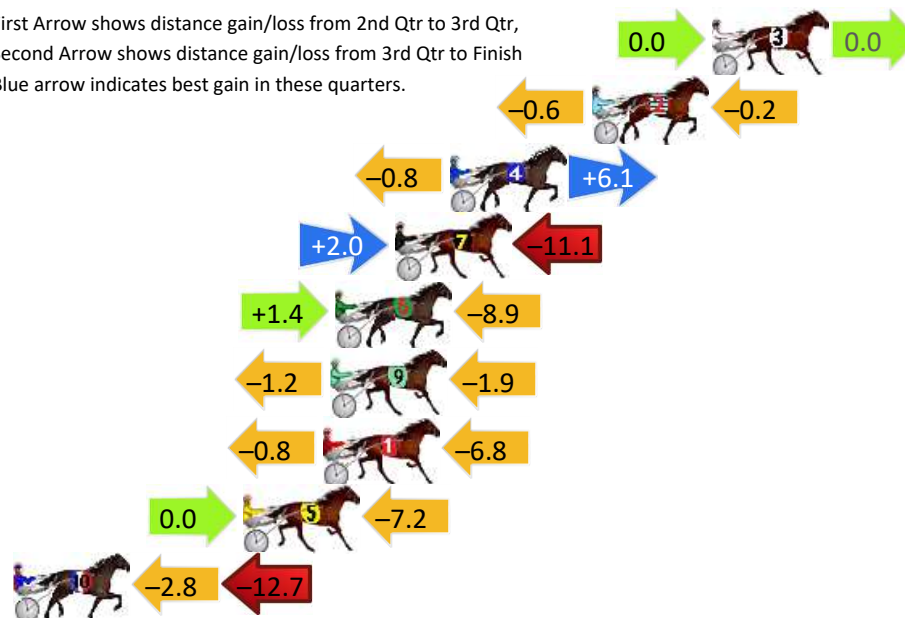
Gross Time: 2:36.30 MileRate: 1:57.00 LeadTime: 38.40s First Qtr: 31.50s Second Qtr: 31.30s Third Qtr: 28.80s Fourth Qtr: 26.30s

DATA TABLE: 800 / 400 Posi's are position from leader and (how wide the horse was at that position)

NoHorse	Plc	Mar	800 Posi	400 Posi	Time	3rd Qtr	4th Qt
3 ALWAYS HOT	1	0.0m	0.0m (0)	0.0m (0)	2:36.27	28.80s	26.30s
2 ARSENIO	2	4.8m	4.0m (0)	4.6m (0)	2:36.62	28.84s	26.31s
4 NEW SHUFFLE	3	10.5m	15.8m (1)	16.6m (1)	2:37.05	28.84s	25.90s
7 I AM THE STORM	4	12.7m	3.6m (1)	1.6m (1)	2:37.21	28.70s	27.03s
6 TECHY CREED	5	15.1m	7.6m (1)	6.2m (1)	2:37.39	28.73s	26.88s
9 NO LUCK	6	15.3m	12.2m (0)	13.4m (0)	2:37.41	28.89s	26.42s
1 IN AN IDEAL WORLD	7	15.6m	8.0m (0)	8.8m (0)	2:37.43	28.88s	26.74s
5 CONISTON	8	18.8m	11.6m (1)	11.6m (1)	2:37.67	28.82s	26.77s
10 INSIDER TRADING	9	32.3m	16.8m (0)	19.6m (0)	2:38.67	29.03s	27.13s

Finish Position and metres gained

First Arrow shows distance gain/loss from 2nd Qtr to 3rd Qtr,
Second Arrow shows distance gain/loss from 3rd Qtr to Finish
Blue arrow indicates best gain in these quarters.



800

Visual positions in race at 2nd Quarter



400

Visual positions in race at 3rd Quarter



Powered by



Harness Analyser

Sectional Analysis Software

Not just form | Free Trial

www.facebook.com/PJHarnessRacing



RISE Digital, Harness Racing Australia nor the provider accepts any responsibility for the completeness or accuracy of any of the information contained herein, and makes no representations about its suitability for any particular purpose. Users should make their own judgements about those matters and/or seek independent advice. You assume all risks associated with use of data provided on this page

Bendigo Race 4 Distance 2150m

Wednesday, 28 August 2024


Gross Time: 2:39.40 MileRate: 1:59.30 LeadTime: 38.80s First Qtr: 31.60s Second Qtr: 31.50s Third Qtr: 30.10s Fourth Qtr: 27.40s

DATA TABLE: 800 / 400 Posi's are position from leader and (how wide the horse was at that position)

No	Horse	Plc	Mar	800 Posi	400 Posi	Time	3rd Qtr	4th Qt
6	MISS ARI	1	0.0m	3.0m (1)	0.0m (1)	2:39.38	29.89s	27.40s
10	BRIGHTON	2	0.5m	11.2m (1)	2.8m (2)	2:39.44	29.49s	27.24s
2	EVILEYE	3	14.9m	7.0m (1)	5.4m (1)	2:40.49	30.02s	28.05s
5	SURFE LA MER	4	15.8m	0.0m (0)	0.0m (0)	2:40.56	30.15s	28.48s
11	ILOVEACALENDERGIRL	5	16.5m	15.0m (1)	10.0m (2)	2:40.61	29.76s	27.84s
1	WICKED HANGOVER	6	18.0m	4.2m (0)	4.2m (0)	2:40.72	30.15s	28.34s
7	ATTAGIRL	7	19.0m	19.0m (1)	11.0m (1)	2:40.80	29.56s	27.94s
8	IDEAL MOTH	8	19.1m	8.4m (0)	8.4m (0)	2:40.81	30.14s	28.13s
4	MY BAD	9	28.2m	12.4m (0)	13.0m (0)	2:41.48	30.19s	28.44s

Finish Position and metres gained

First Arrow shows distance gain/loss from 2nd Qtr to 3rd Qtr, Second Arrow shows distance gain/loss from 3rd Qtr to Finish
Blue arrow indicates best gain in these quarters.



800

Visual positions in race at 2nd Quarter



400

Visual positions in race at 3rd Quarter



Bendigo Race 5 Distance 2150m

Wednesday, 28 August 2024

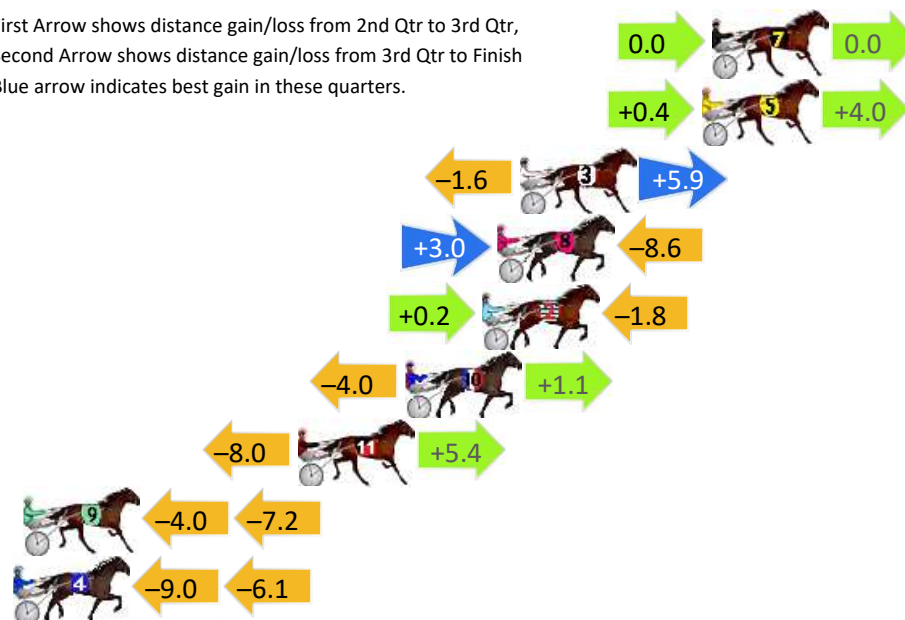
Gross Time: 2:37.90 MileRate: 1:58.20 LeadTime: 38.00s First Qtr: 32.10s Second Qtr: 31.30s Third Qtr: 28.10s Fourth Qtr: 28.40s

DATA TABLE: 800 / 400 Posi's are position from leader and (how wide the horse was at that position)

NoHorse	Plc	Mar	800 Posi	400 Posi	Time	3rd Qtr	4th Qt
7 CAPTAIN MOORE	1	0.0m	0.0m (0)	0.0m (0)	2:37.93	28.10s	28.40s
5 PERFECT STRANGER	2	0.4m	4.8m (0)	4.4m (0)	2:37.97	28.07s	28.12s
3 SEATHESTARS	3	7.7m	12.0m (1)	13.6m (1)	2:38.51	28.21s	27.98s
8 HESITATE	4	8.6m	3.0m (1)	0.0m (1)	2:38.56	27.89s	29.01s
2 THE LAST TRIP	5	9.2m	7.6m (1)	7.4m (1)	2:38.62	28.09s	28.53s
10 THE VILLAIN	6	12.3m	9.4m (0)	13.4m (0)	2:38.85	28.38s	28.32s
11 MAD PUNTA	7	16.6m	14.0m (0)	22.0m (0)	2:39.17	28.66s	28.02s
9 FEAR THE POWER	8	27.6m	16.4m (1)	20.4m (1)	2:39.99	28.38s	28.91s
4 OZZIE CORKA	9	34.1m	19.0m (0)	28.0m (0)	2:40.47	28.73s	28.83s

Finish Position and metres gained

First Arrow shows distance gain/loss from 2nd Qtr to 3rd Qtr,
Second Arrow shows distance gain/loss from 3rd Qtr to Finish
Blue arrow indicates best gain in these quarters.



800

Visual positions in race at 2nd Quarter



400

Visual positions in race at 3rd Quarter



Powered by



Harness Analyser

Sectional Analysis Software

Not just form | Free Trial

www.facebook.com/PJHarnessRacing



RISE Digital, Harness Racing Australia nor the provider accepts any responsibility for the completeness or accuracy of any of the information contained herein, and makes no representations about its suitability for any particular purpose. Users should make their own judgements about those matters and/or seek independent advice. You assume all risks associated with use of data provided on this page

Bendigo Race 6 Distance 2150m

Wednesday, 28 August 2024

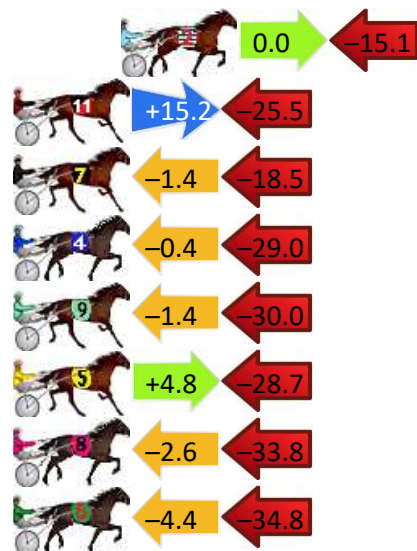
Gross Time: 2:37.20 MileRate: 1:57.70 LeadTime: 38.10s First Qtr: 30.50s Second Qtr: 32.10s Third Qtr: 29.40s Fourth Qtr: 27.10s

DATA TABLE: 800 / 400 Posi's are position from leader and (how wide the horse was at that position)

NoHorse	Plc	Mar	800 Posi	400 Posi	Time	3rd Qtr	4th Qt
1 MISS DISTURBIA	1	0.0m	4.0m (0)	4.4m (0)	2:37.22	29.42s	26.80s
3 TENACIOUSLY	2	1.9m	0.0m (0)	0.0m (0)	2:37.36	29.41s	27.23s
2 OZZIE GEM	3	23.7m	8.6m (0)	8.6m (0)	2:38.98	29.44s	28.12s
11 FORESIGHT	4	31.5m	21.2m (2)	6.0m (2)	2:39.56	28.41s	28.82s
7 ALIFETIMEFORLIVING	5	32.7m	12.8m (1)	14.2m (1)	2:39.65	29.55s	28.35s
4 VIVA STORM	6	33.6m	4.2m (1)	4.6m (1)	2:39.72	29.51s	29.05s
9 GUARANTEED END	7	40.0m	8.6m (1)	10.0m (1)	2:40.20	29.58s	29.12s
5 IDEAL AFFAIR	8	42.5m	18.6m (1)	13.8m (2)	2:40.39	29.14s	29.03s
8 BRINGSUSJOY	9	49.2m	12.8m (0)	15.4m (0)	2:40.88	29.68s	29.38s
6 PENTAL STORM	10	56.2m	17.0m (0)	21.4m (0)	2:41.41	29.81s	29.44s

Finish Position and metres gained

First Arrow shows distance gain/loss from 2nd Qtr to 3rd Qtr, Second Arrow shows distance gain/loss from 3rd Qtr to Finish Blue arrow indicates best gain in these quarters.



800

Visual positions in race at 2nd Quarter



400

Visual positions in race at 3rd Quarter



Bendigo Race 7 Distance 2150m

Wednesday, 28 August 2024


Gross Time: 2:38.00 MileRate: 1:58.30 LeadTime: 39.60s First Qtr: 31.90s Second Qtr: 30.90s Third Qtr: 28.10s Fourth Qtr: 27.50s

DATA TABLE: 800 / 400 Posi's are position from leader and (how wide the horse was at that position)

No	Horse	Plc	Mar	800 Posi	400 Posi	Time	3rd Qtr	4th Qt
9	FOX DAN	1	0.0m	2.6m (1)	0.0m (1)	2:38.03	27.92s	27.50s
6	COASTAL DRIVE	2	0.2m	6.4m (1)	5.4m (1)	2:38.06	28.03s	27.14s
4	SCHERGER THAT	3	10.8m	0.0m (0)	0.4m (0)	2:38.84	28.14s	28.21s
5	BEACH DELIGHT	4	13.6m	10.6m (1)	12.2m (1)	2:39.05	28.21s	27.60s
3	MARTYR	5	14.0m	19.2m (1)	22.0m (1)	2:39.08	28.29s	26.95s
10	SOHO EMPIRE STATE	6	18.7m	14.6m (1)	17.8m (1)	2:39.43	28.32s	27.56s
8	EXCLUSIVE HUSTLER	7	19.9m	8.2m (0)	14.4m (0)	2:39.52	28.53s	27.88s
7	ROCKIN BULL	8	21.6m	13.0m (0)	20.2m (0)	2:39.64	28.60s	27.60s
2	TORQUE POWER	9	24.1m	4.0m (0)	10.2m (0)	2:39.83	28.54s	28.45s

Finish Position and metres gained

First Arrow shows distance gain/loss from 2nd Qtr to 3rd Qtr,
Second Arrow shows distance gain/loss from 3rd Qtr to Finish
Blue arrow indicates best gain in these quarters.



800

Visual positions in race at 2nd Quarter



400

Visual positions in race at 3rd Quarter

Bendigo Race 8 Distance 2150m

Wednesday, 28 August 2024

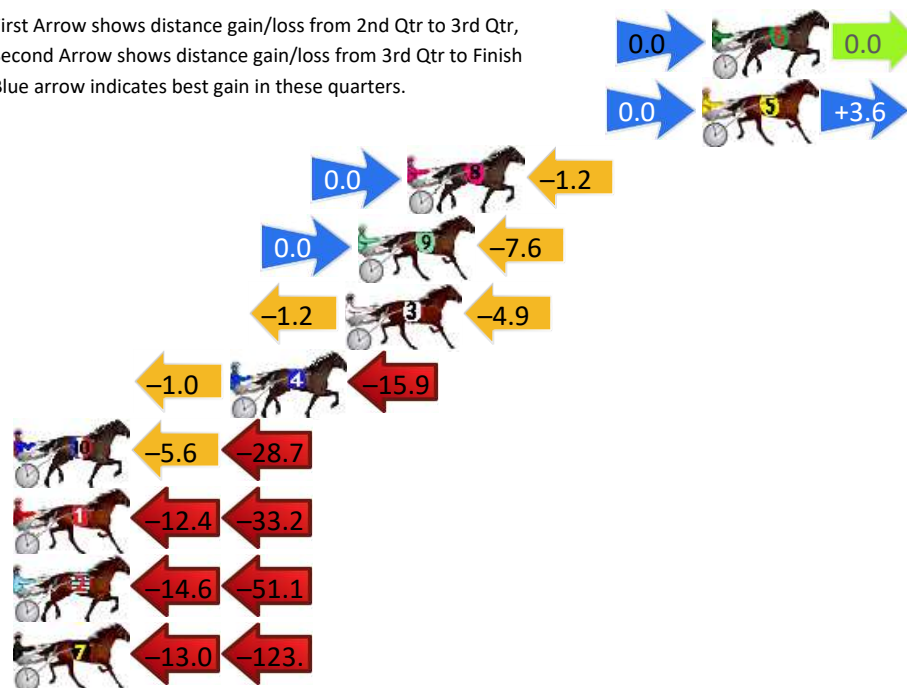
Gross Time: 2:33.30 MileRate: 1:54.70 LeadTime: 37.40s First Qtr: 28.60s Second Qtr: 30.80s Third Qtr: 28.90s Fourth Qtr: 27.60s

DATA TABLE: 800 / 400 Posi's are position from leader and (how wide the horse was at that position)

No	Horse	Plc	Mar	800 Posi	400 Posi	Time	3rd Qtr	4th Qt
6	THE HIGHLIGHT REEL	1	0.0m	0.0m (0)	0.0m (0)	2:33.28	28.90s	27.60s
5	SILVER PISTOL	2	0.4m	4.0m (0)	4.0m (0)	2:33.32	28.89s	27.35s
8	SOHO THE REAL DEAL	3	12.2m	11.0m (1)	11.0m (1)	2:34.19	28.90s	27.68s
9	ITS CONFIDENTIAL	4	14.2m	6.6m (1)	6.6m (2)	2:34.35	28.91s	28.12s
3	BILLYS TIGER KHAN	5	14.7m	8.6m (0)	9.8m (0)	2:34.38	28.99s	27.94s
4	CALEXICO	6	19.3m	2.4m (1)	3.4m (1)	2:34.72	29.00s	28.69s
10	YANKEE CAPTAIN	7	57.5m	23.2m (0)	28.8m (2)	2:37.57	29.34s	29.57s
1	YAWOMA	8	58.8m	13.2m (0)	25.6m (0)	2:37.67	29.82s	29.88s
2	ALOT LIKE PENDLES	9	84.7m	19.0m (0)	33.6m (1)	2:39.61	30.01s	31.11s
7	STORMY WOODS	10	152.1m	15.2m (1)	28.2m (1)	2:44.63	30.01s	36.10s

Finish Position and metres gained

First Arrow shows distance gain/loss from 2nd Qtr to 3rd Qtr, Second Arrow shows distance gain/loss from 3rd Qtr to Finish Blue arrow indicates best gain in these quarters.



800

Visual positions in race at 2nd Quarter



Visual positions in race at 3rd Quarter

400



Powered by



Harness Analyser

Sectional Analysis Software

Not just form | Free Trial

www.facebook.com/PJHarnessRacing



RISE Digital, Harness Racing Australia nor the provider accepts any responsibility for the completeness or accuracy of any of the information contained herein, and makes no representations about its suitability for any particular purpose. Users should make their own judgements about those matters and/or seek independent advice. You assume all risks associated with use of data provided on this page

Bendigo Race 9 Distance 1650m

Wednesday, 28 August 2024


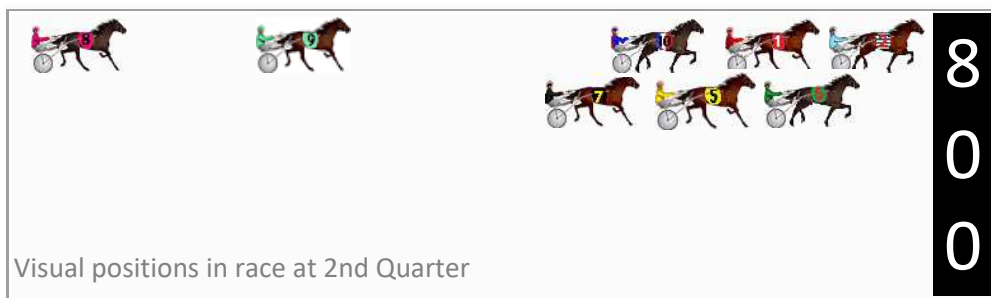
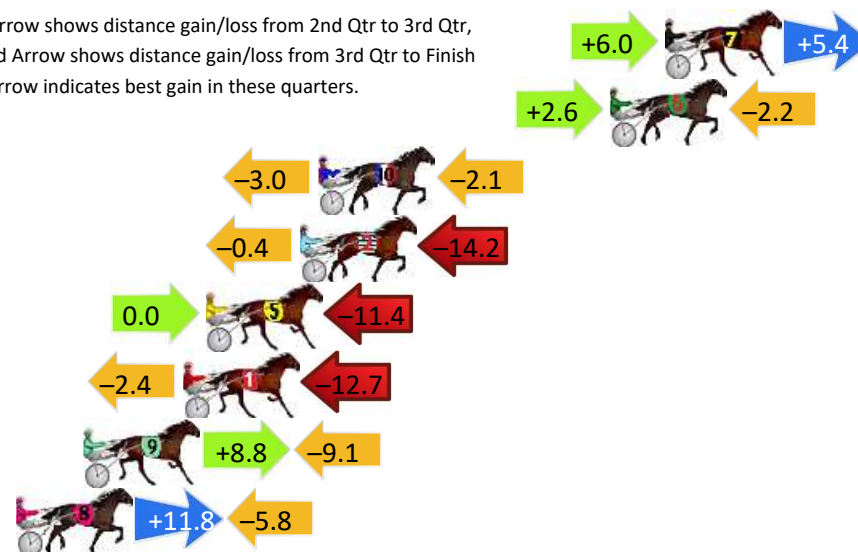
Gross Time: 2:04.20 MileRate: 2:01.10 LeadTime: 2.90s First Qtr: 30.50s Second Qtr: 32.00s Third Qtr: 30.10s Fourth Qtr: 28.70s

DATA TABLE: 800 / 400 Posi's are position from leader and (how wide the horse was at that position)

NoHorse	Plc	Mar	800 Posi	400 Posi	Time	3rd Qtr	4th Qt
7 SUGA DADDY	1	0.0m	11.4m (1)	5.4m (2)	2:04.15	29.65s	28.31s
6 Salski	2	2.2m	2.6m (1)	0.0m (1)	2:04.32	29.91s	28.86s
10 AT THE DISTANCE	3	13.9m	8.8m (0)	11.8m (1)	2:05.19	30.32s	28.85s
2 CHRISTMAS BABE	4	14.6m	0.0m (0)	0.4m (0)	2:05.24	30.15s	29.71s
5 EVERYBODYLUVSKENNY	5	18.4m	7.0m (1)	7.0m (1)	2:05.52	30.12s	29.51s
1 GREAT HORIZON	6	19.3m	4.2m (0)	6.6m (0)	2:05.59	30.30s	29.61s
9 BULLAPARK BENO	7	23.3m	23.0m (0)	14.2m (2)	2:05.89	29.47s	29.35s
8 KOUFAX	8	26.0m	32.0m (0)	20.2m (0)	2:06.09	29.25s	29.11s

Finish Position and metres gained

First Arrow shows distance gain/loss from 2nd Qtr to 3rd Qtr,
Second Arrow shows distance gain/loss from 3rd Qtr to Finish
Blue arrow indicates best gain in these quarters.



Bendigo Race 10 Distance 2150m

Wednesday, 28 August 2024


Gross Time: 2:42.80 MileRate: 2:01.80 LeadTime: 38.80s First Qtr: 31.30s Second Qtr: 32.20s Third Qtr: 29.80s Fourth Qtr: 30.70s

DATA TABLE: 800 / 400 Posi's are position from leader and (how wide the horse was at that position)

NoHorse	Plc	Mar	800 Posi	400 Posi	Time	3rd Qtr	4th Qt
3 MYRTLE VALE	1	0.0m	4.0m (0)	7.2m (0)	2:42.76	30.05s	30.15s
5 KALARNEY PRINCE	2	0.4m	5.0m (1)	0.0m (1)	2:42.78	29.42s	30.73s
9 LAIR OF THE EAGLE	3	9.0m	12.2m (0)	19.6m (0)	2:43.43	30.37s	29.89s
1 JESSICAS STORY	4	9.1m	8.2m (0)	13.4m (0)	2:43.43	30.20s	30.37s
11 OPRAH DOUBLE YOU	5	23.9m	20.8m (0)	29.4m (0)	2:44.54	30.45s	30.28s
4 MISS AVENGER	6	30.2m	16.2m (0)	25.2m (0)	2:45.01	30.47s	31.08s
7 TINEY	7	48.5m	19.4m (1)	28.6m (2)	2:46.37	30.47s	32.22s
10 FAITH FULL	8	51.5m	15.2m (1)	28.4m (1)	2:46.60	30.77s	32.46s
2 BELLMAC BAMBI	9	52.1m	11.4m (1)	22.2m (1)	2:46.64	30.58s	32.98s
6 ASTRO	10	79.5m	0.0m (0)	2.0m (0)	2:48.69	29.86s	36.61s

Finish Position and metres gained

First Arrow shows distance gain/loss from 2nd Qtr to 3rd Qtr,
Second Arrow shows distance gain/loss from 3rd Qtr to Finish
Blue arrow indicates best gain in these quarters.



800

Visual positions in race at 2nd Quarter



400

Visual positions in race at 3rd Quarter



Powered by



Harness Analyser

Sectional Analysis Software

Not just form | Free Trial

www.facebook.com/PJHarnessRacing



RISE Digital, Harness Racing Australia nor the provider accepts any responsibility for the completeness or accuracy of any of the information contained herein, and makes no representations about its suitability for any particular purpose. Users should make their own judgements about those matters and/or seek independent advice. You assume all risks associated with use of data provided on this page

Bendigo Race 11 Distance 2150m

Wednesday, 28 August 2024

Gross Time: 2:44.40 MileRate: 2:03.00 LeadTime: 40.50s First Qtr: 32.60s Second Qtr: 30.30s Third Qtr: 29.00s Fourth Qtr: 32.00s

DATA TABLE: 800 / 400 Posi's are position from leader and (how wide the horse was at that position)

No	Horse	Plc	Mar	800 Posi	400 Posi	Time	3rd Qtr	4th Qt
7	DOUBLE DOT	1	0.0m	10.2m (1)	10.6m (2)	2:44.39	29.07s	31.16s
1	TETRA	2	0.8m	4.2m (0)	10.4m (1)	2:44.46	29.51s	31.24s
8	WHATS THE TEA	3	2.8m	9.4m (0)	15.6m (0)	2:44.59	29.52s	30.98s
3	TENSION SEEKER	4	5.3m	4.6m (1)	4.4m (1)	2:44.78	28.98s	32.07s
9	LUNA	5	6.0m	14.2m (0)	20.0m (0)	2:44.83	29.49s	30.89s
4	VELVETNLACE	6	9.3m	0.6m (1)	0.0m (0)	2:45.08	28.92s	32.74s
2	BROOKIES BABE	7	16.2m	0.0m (0)	7.2m (0)	2:45.60	29.51s	32.72s
11	BROTHER JOSEPH	8	16.5m	16.6m (1)	16.0m (1)	2:45.62	28.95s	32.04s
5	COL DU GRANON	9	82.5m	50.0m (0)	60.0m (0)	2:50.53	29.67s	33.79s
6	BET BET HOTSHOT	10	122.2m	40.0m (0)	80.0m (0)	2:53.50	31.88s	35.36s

Finish Position and metres gained

First Arrow shows distance gain/loss from 2nd Qtr to 3rd Qtr,
Second Arrow shows distance gain/loss from 3rd Qtr to Finish
Blue arrow indicates best gain in these quarters.

