

Bendigo Race 1 Distance 1650m

Wednesday, 27 May 2026




Gross Time: 1:56.30 MileRate: 1:53.40 LeadTime: 2.80s First Qtr: 27.80s Second Qtr: 29.30s Third Qtr: 27.70s Fourth Qtr: 28.70s

DATA TABLE: 800 / 400 Posi's are position from leader and (how wide the horse was at that position)

No	Horse	Plc	Mar	800 Posi	400 Posi	Time	3rd Qtr	4th Qt
5	LINE DANCE	1	0.0m	0.0m (0)	0.0m (0)	1:56.30	27.70s	28.70s
10	LONGTAN VIPER	2	4.0m	4.2m (1)	3.9m (0)	1:56.60	27.68s	28.73s
6	MISTER JIMARINGLE	3	4.5m	12.6m (1)	11.1m (1)	1:56.64	27.61s	28.26s
13	DUSTY PHILTRA	4	5.2m	25.7m (2)	22.8m (3)	1:56.69	27.53s	27.49s
9	REIGN EM IN	5	7.1m	15.5m (0)	21.0m (0)	1:56.83	28.10s	27.76s
1	RUMPELSTILTSKIN	6	8.2m	7.3m (0)	13.3m (0)	1:56.92	28.13s	28.39s
12	FLIP A COIN	7	8.9m	8.6m (1)	5.9m (1)	1:56.97	27.52s	28.96s
8	AFFAMATO	8	10.5m	20.9m (2)	18.8m (2)	1:57.09	27.58s	28.17s
2	FEEL THE REIGN	9	12.4m	11.6m (0)	17.7m (1)	1:57.23	28.14s	28.39s
11	JULZ MARIE	10	14.4m	24.6m (1)	27.1m (0)	1:57.39	27.91s	27.89s
4	RETURN SERVE	11	33.4m	18.7m (1)	26.8m (1)	1:58.82	28.29s	29.34s
7	ROMAN SCRITTORE	12	58.5m	17.0m (2)	24.5m (2)	2:00.71	28.25s	31.39s

Finish Position and metres gained

First Arrow shows distance gain/loss from 2nd Qtr to 3rd Qtr, Second Arrow shows distance gain/loss from 3rd Qtr to Finish
Blue arrow indicates best gain in these quarters.



Bendigo Race 2 Distance 2150m

Wednesday, 27 May 2026



Gross Time: 2:37.60 MileRate: 1:58.00 LeadTime: 39.70s First Qtr: 30.90s Second Qtr: 29.90s Third Qtr: 28.10s Fourth Qtr: 29.00s

DATA TABLE: 800 / 400 Posi's are position from leader and (how wide the horse was at that position)

No	Horse	Plc	Mar	800 Posi	400 Posi	Time	3rd Qtr	4th Qt
7	ZOOM ZOOM BOOM	1	0.0m	1.7m (1)	2.1m (1)	2:37.60	28.13s	28.85s
3	SPORTING RAGE	2	3.3m	17.8m (0)	11.4m (1)	2:37.85	27.67s	28.44s
10	IM DUSTEE	3	4.9m	14.6m (1)	12.1m (2)	2:37.97	27.94s	28.51s
11	OWEN THE SAINTS	4	5.8m	18.9m (1)	16.9m (3)	2:38.04	27.98s	28.24s
1	MADAM REACTOR	5	6.4m	0.0m (0)	0.0m (0)	2:38.09	28.10s	29.49s
9	TOORAM DANNY	6	8.7m	10.7m (1)	12.5m (3)	2:38.26	28.24s	28.77s
2	ARE WEASLEY	7	11.7m	9.6m (0)	10.4m (0)	2:38.49	28.17s	29.15s
8	BRIGHTLY BLAZE	8	17.4m	5.3m (0)	5.6m (0)	2:38.92	28.13s	29.92s
12	SHAQ	9	18.0m	5.9m (2)	11.0m (4)	2:38.97	28.47s	29.59s
5	WILD IDEAL	10	19.0m	6.0m (1)	6.8m (1)	2:39.05	28.16s	29.97s
13	CLASSICALLY SMOOTH	11	19.6m	13.9m (0)	14.7m (0)	2:39.09	28.17s	29.45s
6	BLUE CANNON	12	101.5m	58.7m (0)	67.2m (0)	2:45.32	28.77s	31.95s

Finish Position and metres gained

First Arrow shows distance gain/loss from 2nd Qtr to 3rd Qtr, Second Arrow shows distance gain/loss from 3rd Qtr to Finish
Blue arrow indicates best gain in these quarters.



Visual positions in race at 2nd Quarter

Visual positions in race at 3rd Quarter



Bendigo Race 3 Distance 2150m



Wednesday, 27 May 2026

Gross Time: 2:41.00 MileRate: 2:00.50 LeadTime: 41.30s First Qtr: 31.10s Second Qtr: 31.10s Third Qtr: 28.90s Fourth Qtr: 28.60s

DATA TABLE: 800 / 400 Posi's are position from leader and (how wide the horse was at that position)

No	Horse	Plc	Mar	800 Posi	400 Posi	Time	3rd Qtr	4th Qt
9	TICTOK	1	0.0m	9.3m (1)	1.1m (2)	2:41.00	28.31s	28.52s
8	THE SKY IS THE LIMIT	2	9.0m	14.5m (1)	5.3m (2)	2:41.68	28.24s	28.90s
6	QUEEN KIZEN	3	10.4m	0.7m (0)	0.0m (0)	2:41.78	28.85s	29.38s
3	AMOUR MATERNAL	4	10.5m	9.5m (0)	8.8m (0)	2:41.79	28.85s	28.76s
11	TWEEDLEDEE	5	11.2m	23.3m (1)	11.9m (2)	2:41.84	28.08s	28.59s
10	A TRUE STORY	6	12.8m	18.7m (1)	8.7m (1)	2:41.96	28.18s	28.94s
2	ABBIE	7	15.4m	5.3m (0)	4.2m (0)	2:42.16	28.82s	29.46s
7	FAITH FULL	8	17.0m	0.0m (1)	0.6m (1)	2:42.28	28.94s	29.84s
4	BULLAPARK BENO	9	17.6m	4.7m (1)	4.8m (1)	2:42.32	28.90s	29.58s
1	MANDA KYVALLEY	10	21.1m	14.2m (0)	13.2m (0)	2:42.58	28.82s	29.24s
5	KARAKAJACK TOOTH	11	47.0m	18.8m (0)	16.4m (1)	2:44.53	28.72s	30.96s

Finish Position and metres gained



800

Visual positions in race at 2nd Quarter



400

Visual positions in race at 3rd Quarter



Bendigo Race 4 Distance 2150m

Wednesday, 27 May 2026

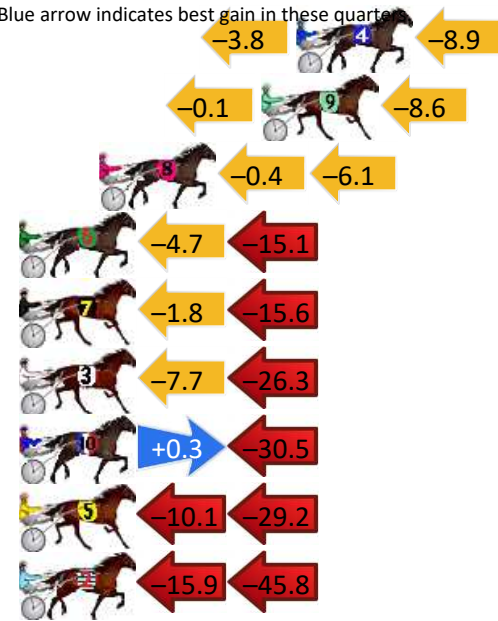
Gross Time: 2:38.20 MileRate: 1:58.40 LeadTime: 39.10s First Qtr: 30.20s Second Qtr: 31.70s Third Qtr: 28.60s Fourth Qtr: 28.60s

DATA TABLE: 800 / 400 Posi's are position from leader and (how wide the horse was at that position)

No	Horse	Plc	Mar	800 Posi	400 Posi	Time	3rd Qtr	4th Qt
11	WOW YOU CAN DANCE	1	0.0m	0.0m (0)	0.0m (0)	2:38.20	28.60s	28.60s
4	WATCH IT HAPPEN	2	16.9m	4.2m (0)	8.0m (0)	2:39.47	28.87s	29.30s
9	REASON TO LAUGH	3	18.3m	9.6m (2)	9.7m (2)	2:39.57	28.61s	29.28s
8	NIVEKALON EAGLE	4	24.8m	18.3m (0)	18.7m (2)	2:40.06	28.63s	29.13s
6	FAKE COLLECTION	5	28.8m	9.0m (0)	13.7m (0)	2:40.36	28.93s	29.79s
7	THE ACCIDENTAL ONE	6	34.3m	16.9m (1)	18.7m (0)	2:40.78	28.73s	29.85s
3	STANDANDELIVER	7	37.7m	3.7m (1)	11.4m (1)	2:41.03	29.15s	30.62s
10	LAVADA GOLD	8	44.4m	14.2m (2)	13.9m (2)	2:41.53	28.58s	30.94s
5	JERSEY SAM	9	47.6m	8.3m (1)	18.4m (1)	2:41.77	29.32s	30.86s
2	KIDWITHAGRIN	10	75.1m	13.4m (0)	29.3m (1)	2:43.84	29.73s	32.16s

Finish Position and metres gained

First Arrow shows distance gain/loss from 2nd Qtr to 3rd Qtr, Second Arrow shows distance gain/loss from 3rd Qtr to Finish
Blue arrow indicates best gain in these quarters



800

Visual positions in race at 2nd Quarter



400

Visual positions in race at 3rd Quarter



Bendigo Race 5 Distance 2150m

Wednesday, 27 May 2026

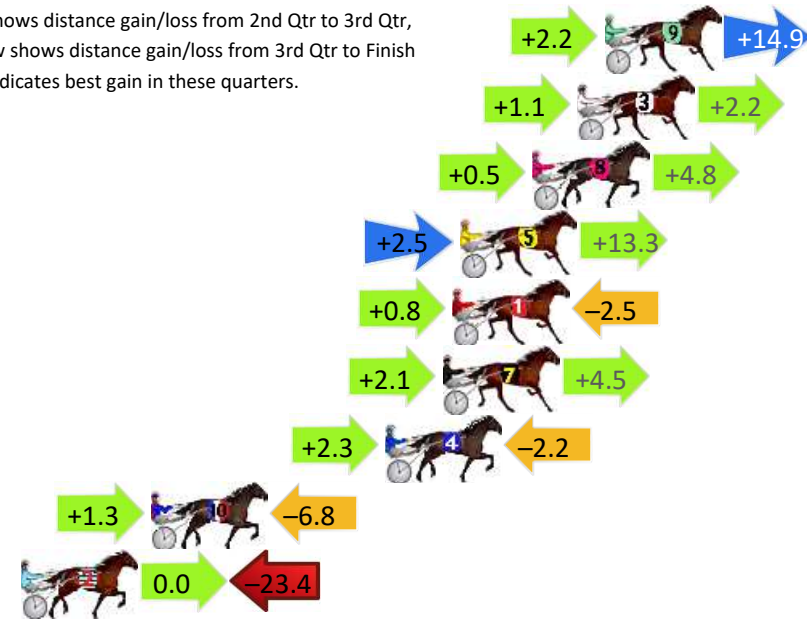
Gross Time: 2:39.80 MileRate: 1:59.60 LeadTime: 39.90s First Qtr: 30.50s Second Qtr: 30.90s Third Qtr: 29.50s Fourth Qtr: 29.00s

DATA TABLE: 800 / 400 Posi's are position from leader and (how wide the horse was at that position)

No	Horse	Plc	Mar	800 Posi	400 Posi	Time	3rd Qtr	4th Qt
9	KYRGIOS	1	0.0m	17.1m (1)	14.9m (2)	2:39.80	29.33s	27.92s
3	TEX GOES BANG	2	1.1m	4.4m (1)	3.3m (1)	2:39.88	29.42s	28.84s
8	FAVOURITEHIGHLIGHT	3	2.9m	8.2m (0)	7.7m (0)	2:40.02	29.46s	28.66s
5	TASMA FLASH	4	5.8m	21.6m (1)	19.1m (3)	2:40.24	29.31s	28.05s
1	MIKI MARK	5	6.1m	4.4m (0)	3.6m (0)	2:40.26	29.44s	29.20s
7	SALSBOY	6	6.5m	13.1m (1)	11.0m (2)	2:40.29	29.34s	28.69s
4	KIMCHI	7	8.8m	8.9m (1)	6.6m (2)	2:40.47	29.33s	29.19s
10	TOMMYS LOOKOUT	8	18.2m	12.7m (0)	11.4m (1)	2:41.18	29.40s	29.55s
2	LOCHIEL LAD	9	23.4m	0.0m (0)	0.0m (0)	2:41.58	29.50s	30.78s

Finish Position and metres gained

First Arrow shows distance gain/loss from 2nd Qtr to 3rd Qtr, Second Arrow shows distance gain/loss from 3rd Qtr to Finish Blue arrow indicates best gain in these quarters.



800

Visual positions in race at 2nd Quarter



400

Visual positions in race at 3rd Quarter



Bendigo Race 6 Distance 1650m

Wednesday, 27 May 2026

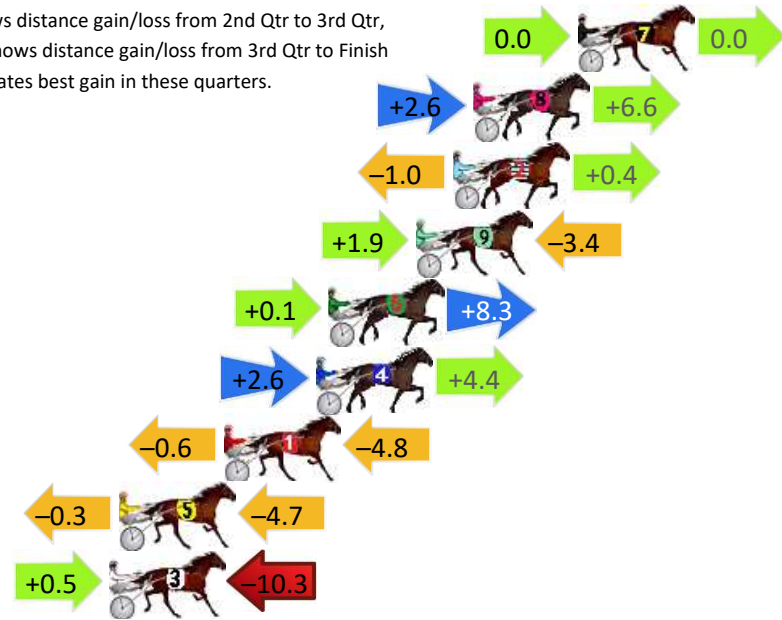
Gross Time: 1:56.90 MileRate: 1:54.00 LeadTime: 2.70s First Qtr: 27.40s Second Qtr: 31.70s Third Qtr: 27.60s Fourth Qtr: 27.50s

DATA TABLE: 800 / 400 Posi's are position from leader and (how wide the horse was at that position)

No	Horse	Plc	Mar	800 Posi	400 Posi	Time	3rd Qtr	4th Qt
7	MAJOR BLITZ	1	0.0m	0.0m (0)	0.0m (0)	1:56.90	27.60s	27.50s
8	TOORAM MAGIC	2	4.2m	13.4m (1)	10.8m (2)	1:57.20	27.42s	27.06s
2	STARZINHEREYES	3	5.0m	4.4m (0)	5.4m (0)	1:57.26	27.67s	27.49s
9	PERUN	4	6.5m	5.0m (1)	3.1m (1)	1:57.37	27.47s	27.76s
6	YAPPER	5	10.0m	18.4m (0)	18.3m (1)	1:57.62	27.59s	26.97s
4	LEAVEMEOUT	6	10.5m	17.5m (1)	14.9m (2)	1:57.66	27.42s	27.24s
1	THE VILLAIN	7	14.2m	8.8m (0)	9.4m (0)	1:57.93	27.64s	27.89s
5	PERCESSION	8	18.4m	13.4m (0)	13.7m (0)	1:58.23	27.62s	27.89s
3	EDWARDE GRANGE	9	18.8m	9.0m (1)	8.5m (1)	1:58.26	27.56s	28.28s

Finish Position and metres gained

First Arrow shows distance gain/loss from 2nd Qtr to 3rd Qtr, Second Arrow shows distance gain/loss from 3rd Qtr to Finish
Blue arrow indicates best gain in these quarters.



800

Visual positions in race at 2nd Quarter



400

Visual positions in race at 3rd Quarter



Bendigo Race 7 Distance 1650m

Wednesday, 27 May 2026

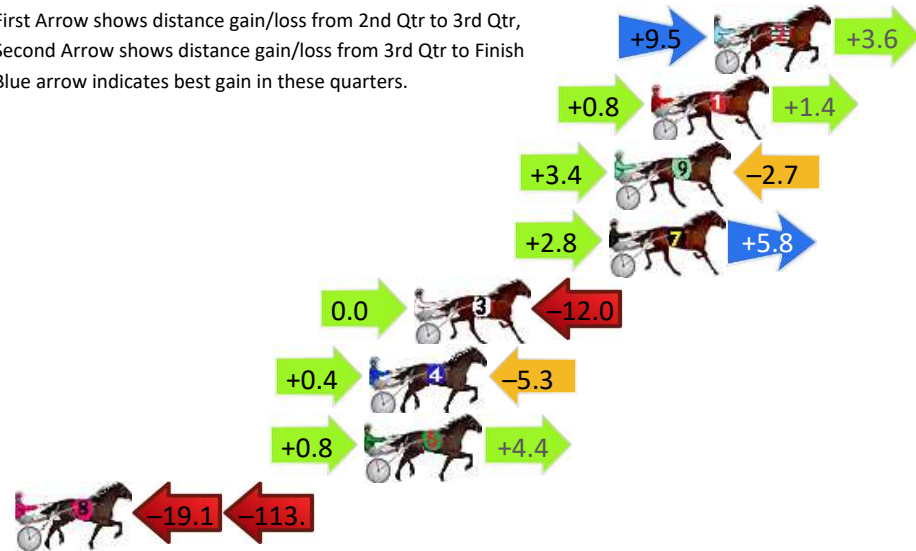
Gross Time: 2:02.00 MileRate: 1:59.00 LeadTime: 2.90s First Qtr: 29.50s Second Qtr: 31.90s Third Qtr: 28.90s Fourth Qtr: 28.80s

DATA TABLE: 800 / 400 Posi's are position from leader and (how wide the horse was at that position)

No	Horse	Plc	Mar	800 Posi	400 Posi	Time	3rd Qtr	4th Qt
2	THE ITALIAN DREAM	1	0.0m	13.1m (1)	3.6m (2)	2:02.00	28.22s	28.54s
1	BUSLIN BRODY	2	2.5m	4.7m (0)	3.9m (0)	2:02.19	28.84s	28.71s
9	PARIS JAMILLA	3	4.0m	4.7m (1)	1.3m (1)	2:02.30	28.65s	29.01s
7	DEEJAY DEX	4	4.2m	12.8m (0)	10.0m (0)	2:02.32	28.70s	28.40s
3	OX KNOX	5	12.0m	0.0m (0)	0.0m (0)	2:02.91	28.90s	29.71s
4	BLACK AND GOLD	6	13.8m	8.9m (1)	8.5m (1)	2:03.04	28.87s	29.23s
6	DELS DESTINY	7	14.0m	19.2m (0)	18.4m (0)	2:03.06	28.84s	28.54s
8	RAKERO WARRIOR	8	150.1m	17.3m (1)	36.4m (1)	2:13.35	30.27s	37.54s

Finish Position and metres gained

First Arrow shows distance gain/loss from 2nd Qtr to 3rd Qtr, Second Arrow shows distance gain/loss from 3rd Qtr to Finish
Blue arrow indicates best gain in these quarters.



8
0
0

Visual positions in race at 2nd Quarter



4
0
0

Visual positions in race at 3rd Quarter



Bendigo Race 8 Distance 2150m

Wednesday, 27 May 2026

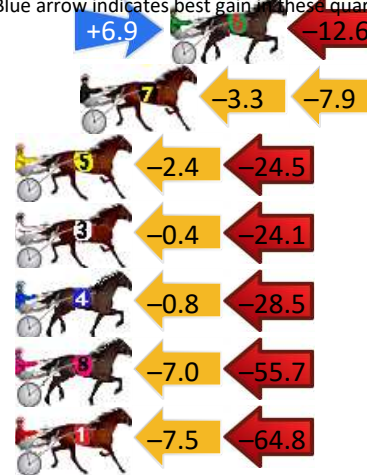
Gross Time: 2:38.90 MileRate: 1:59.00 LeadTime: 38.60s First Qtr: 31.30s Second Qtr: 31.90s Third Qtr: 29.80s Fourth Qtr: 27.30s

DATA TABLE: 800 / 400 Posi's are position from leader and (how wide the horse was at that position)

No	Horse	Plc	Mar	800 Posi	400 Posi	Time	3rd Qtr	4th Qt
2	IDEAL FRANKIE	1	0.0m	0.0m (0)	0.0m (0)	2:38.90	29.80s	27.30s
6	LOOK AT HER	2	21.8m	16.1m (1)	9.2m (2)	2:40.47	29.26s	28.22s
7	ELLIANA	3	25.4m	14.2m (0)	17.5m (1)	2:40.73	29.99s	27.89s
5	WOODVILLE FLYER	4	30.6m	3.7m (1)	6.1m (0)	2:41.10	29.96s	29.07s
3	SURETHING	5	36.5m	12.0m (1)	12.4m (1)	2:41.52	29.79s	29.04s
4	THATS ME AGAIN	6	36.7m	7.4m (1)	8.2m (1)	2:41.54	29.83s	29.36s
8	ASHANTE BOURBON	7	72.6m	9.9m (0)	16.9m (0)	2:44.12	30.27s	31.32s
1	LITTLE RAIN CLOUD	8	76.8m	4.5m (0)	12.0m (0)	2:44.42	30.32s	31.97s

Finish Position and metres gained

First Arrow shows distance gain/loss from 2nd Qtr to 3rd Qtr, Second Arrow shows distance gain/loss from 3rd Qtr to Finish
Blue arrow indicates best gain in these 2 quarters.



8
0
0

Visual positions in race at 2nd Quarter



4
0
0

Visual positions in race at 3rd Quarter



Bendigo Race 9 Distance 2150m

Wednesday, 27 May 2026

Gross Time: 2:44.70 MileRate: 2:03.30 LeadTime: 42.20s First Qtr: 30.80s Second Qtr: 31.20s Third Qtr: 29.60s Fourth Qtr: 30.90s

DATA TABLE: 800 / 400 Posi's are position from leader and (how wide the horse was at that position)

No	Horse	Plc	Mar	800 Posi	400 Posi	Time	3rd Qtr	4th Qt
7	ALWAYS SKYE HIGH	1	0.0m	16.3m (1)	7.9m (2)	2:44.70	28.99s	30.31s
4	PATNWILL	2	5.3m	0.1m (0)	0.0m (0)	2:45.13	29.59s	31.33s
6	THAT OTHER THING	3	11.7m	0.0m (1)	5.7m (0)	2:45.65	30.03s	31.42s
5	HEART OF GRACELAND	4	12.9m	5.9m (1)	10.8m (1)	2:45.74	29.98s	31.13s
2	MISS AVENGER	5	14.1m	9.3m (0)	11.8m (2)	2:45.84	29.81s	31.15s
3	PLAYA DEL CARMEN	6	34.3m	10.5m (1)	7.2m (1)	2:47.47	29.37s	33.13s
1	ALDEBARAN MAVERICK	7	55.0m	5.2m (0)	14.2m (0)	2:49.14	30.29s	34.27s

Finish Position and metres gained

