

Bendigo Race 1 Distance 2150m

Wednesday, 24 June 2026


Gross Time: 2:37.00 MileRate: 1:57.50 LeadTime: 38.50s First Qtr: 29.30s Second Qtr: 29.50s Third Qtr: 29.50s Fourth Qtr: 30.20s

DATA TABLE: 800 / 400 Posi's are position from leader and (how wide the horse was at that position)

No	Horse	Plc	Mar	800 Posi	400 Posi	Time	3rd Qtr	4th Qt
9	ROCKY VALLEY	1	0.0m	12.6m (1)	5.3m (2)	2:37.00	28.97s	29.81s
10	KYVALLEY MICHAEL	2	7.4m	0.0m (0)	0.0m (0)	2:37.59	29.50s	30.79s
3	WATCH AND ACT	3	8.9m	8.7m (0)	9.2m (1)	2:37.70	29.54s	30.22s
2	PARIS KAY	4	10.3m	13.2m (0)	13.5m (0)	2:37.81	29.53s	30.01s
7	MAJESTIC TOOTH	5	10.7m	7.6m (1)	3.2m (1)	2:37.85	29.18s	30.81s
5	AMOUR MATERNAL	6	14.1m	21.8m (1)	15.5m (2)	2:38.11	29.05s	30.16s
6	SAMMY HALLER	7	17.8m	26.7m (1)	19.5m (2)	2:38.41	28.99s	30.16s
13	ANTONOV	8	17.9m	25.5m (0)	23.9m (2)	2:38.42	29.40s	29.85s
4	ROMANTIC NINA	9	15.9m	4.1m (0)	5.0m (0)	2:38.26	29.57s	31.09s
1	THE ITALIAN DREAM	10	21.0m	16.9m (0)	18.2m (0)	2:38.66	29.61s	30.51s
12	SAM NIEN	11	23.7m	16.9m (1)	11.1m (2)	2:38.87	29.08s	31.25s
8	TRIPOD	12	28.6m	21.4m (0)	24.3m (0)	2:39.26	29.73s	30.66s

Finish Position and metres gained

First Arrow shows distance gain/loss from 2nd Qtr to 3rd Qtr, Second Arrow shows distance gain/loss from 3rd Qtr to Finish
Blue arrow indicates best gain in these quarters.



800

Visual positions in race at 2nd Quarter



400

Visual positions in race at 3rd Quarter



Bendigo Race 2 Distance 2150m

Wednesday, 24 June 2026




Gross Time: 2:39.00 MileRate: 1:59.00 LeadTime: 39.50s First Qtr: 30.40s Second Qtr: 29.90s Third Qtr: 29.00s Fourth Qtr: 30.20s

DATA TABLE: 800 / 400 Posi's are position from leader and (how wide the horse was at that position)

No	Horse	Plc	Mar	800 Posi	400 Posi	Time	3rd Qtr	4th Qt
10	TASMA FLASH	1	0.0m	20.0m (2)	12.0m (2)	2:39.00	28.44s	29.32s
3	SALSBOY	2	2.7m	4.2m (0)	4.5m (0)	2:39.21	29.03s	30.08s
4	DREAMTIME NALA	3	3.3m	0.0m (0)	0.0m (0)	2:39.26	29.00s	30.46s
11	TOPHUT JOHNY	4	5.8m	23.9m (1)	17.0m (2)	2:39.46	28.53s	29.41s
2	MYNAMEISRUBY	5	6.1m	7.9m (0)	8.2m (0)	2:39.48	29.03s	30.08s
5	QUEENHIGH FLUSH	6	6.5m	12.4m (1)	14.1m (1)	2:39.51	29.15s	29.67s
13	TEX GOES BANG	7	6.8m	3.5m (1)	4.2m (1)	2:39.54	29.06s	30.43s
8	KIMCHI	8	7.0m	11.5m (0)	12.0m (0)	2:39.55	29.05s	29.87s
12	IVE AN IDEA	9	8.6m	16.2m (0)	16.0m (0)	2:39.68	29.01s	29.70s
9	FINAL BOW	10	17.7m	17.2m (1)	8.2m (2)	2:40.40	28.36s	31.00s
6	NIVEKALON EAGLE	11	24.1m	7.9m (1)	10.1m (1)	2:40.91	29.17s	31.37s

Finish Position and metres gained

First Arrow shows distance gain/loss from 2nd Qtr to 3rd Qtr, Second Arrow shows distance gain/loss from 3rd Qtr to Finish Blue arrow indicates best gain in these quarters.



Bendigo Race 3 Distance 2150m


Wednesday, 24 June 2026

Gross Time: 2:38.30 MileRate: 1:58.50 LeadTime: 39.30s First Qtr: 31.40s Second Qtr: 31.30s Third Qtr: 28.40s Fourth Qtr: 27.90s

DATA TABLE: 800 / 400 Posi's are position from leader and (how wide the horse was at that position)

No	Horse	Plc	Mar	800 Posi	400 Posi	Time	3rd Qtr	4th Qt
3	CRACKIN PHILTRA	1	0.0m	8.4m (1)	4.4m (1)	2:38.30	28.12s	27.59s
11	COCOSWORLD	2	4.0m	3.2m (1)	0.2m (1)	2:38.59	28.19s	28.16s
10	THERESHEWAS	3	4.7m	12.0m (0)	12.4m (0)	2:38.64	28.42s	27.37s
8	COVERED IN GOLD	4	6.1m	8.2m (0)	8.2m (0)	2:38.75	28.40s	27.75s
9	AMERICAN GUY	5	9.6m	12.6m (1)	9.0m (1)	2:39.00	28.15s	27.94s
1	FAMOUS CRIMES	6	9.7m	0.0m (0)	0.0m (0)	2:39.01	28.41s	28.57s
4	CAPTOTHEMAX	7	13.1m	17.4m (1)	13.2m (1)	2:39.26	28.11s	27.89s
7	GIDGETT KAY	8	19.1m	4.2m (0)	4.6m (0)	2:39.70	28.44s	28.91s
6	BRIGHTLY BLAZE	9	19.9m	22.2m (1)	19.4m (1)	2:39.76	28.20s	27.93s
2	FASTTALKINPATTI	10	75.2m	18.2m (0)	22.8m (0)	2:43.82	28.75s	31.53s

Finish Position and metres gained



800

Visual positions in race at 2nd Quarter



400

Visual positions in race at 3rd Quarter



Bendigo Race 4 Distance 2150m



Wednesday, 24 June 2026

Gross Time: 2:39.10 MileRate: 1:59.10 LeadTime: 38.80s First Qtr: 30.90s Second Qtr: 30.30s Third Qtr: 29.20s Fourth Qtr: 29.90s

DATA TABLE: 800 / 400 Posi's are position from leader and (how wide the horse was at that position)

No	Horse	Plc	Mar	800 Posi	400 Posi	Time	3rd Qtr	4th Qt
7	LITTLE MISS VALLEY	1	0.0m	0.0m (0)	0.0m (0)	2:39.10	29.20s	29.90s
5	BROTHER MOUNTAIN	2	3.3m	5.5m (0)	4.4m (0)	2:39.36	29.12s	29.84s
6	VOLDAGHA	3	7.6m	8.6m (1)	7.4m (1)	2:39.70	29.12s	29.96s
4	AFRICAN GALA	4	13.3m	10.2m (0)	9.5m (0)	2:40.14	29.16s	30.24s
8	I AM HARRO	5	14.4m	17.4m (1)	21.8m (0)	2:40.23	29.54s	29.43s
2	MATISOFF	6	18.4m	15.0m (0)	15.4m (0)	2:40.54	29.24s	30.21s
9	SABIHALIL	7	49.1m	4.4m (1)	19.2m (1)	2:42.95	30.29s	32.34s
10	BUTLERS WHARF	8	102.4m	13.2m (1)	18.4m (2)	2:47.12	29.59s	36.57s
1	LUCKY YOU	9	114.7m	65.7m (0)	76.2m (0)	2:48.08	30.03s	33.28s

Finish Position and metres gained



Bendigo Race 5 Distance 2150m

Wednesday, 24 June 2026

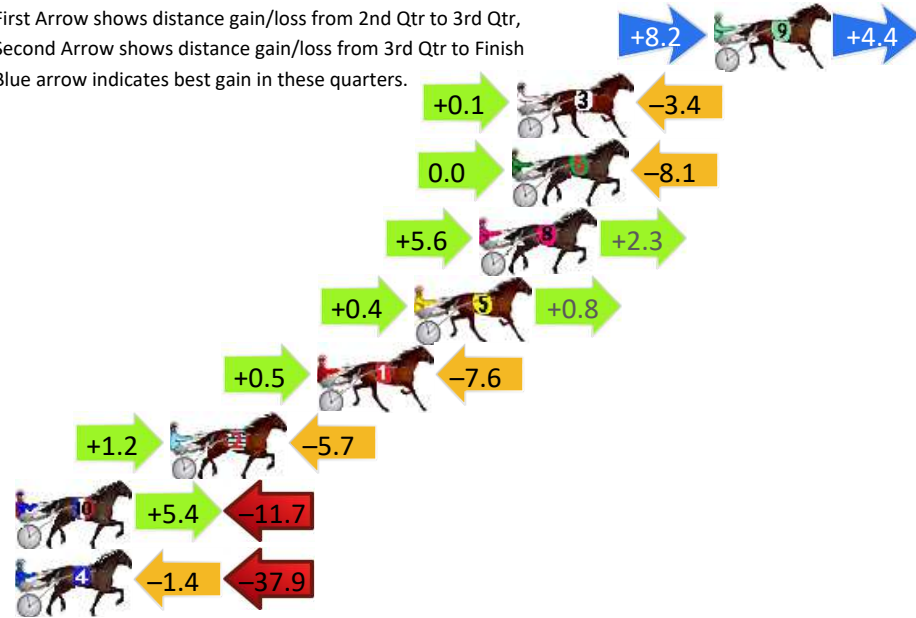
Gross Time: 2:41.80 MileRate: 2:01.10 LeadTime: 40.80s First Qtr: 31.20s Second Qtr: 31.30s Third Qtr: 29.80s Fourth Qtr: 28.70s

DATA TABLE: 800 / 400 Posi's are position from leader and (how wide the horse was at that position)

NoHorse	Plc	Mar	800 Posi	400 Posi	Time	3rd Qtr	4th Qt
9 SEBASTIANS WAITING	1	0.0m	12.6m (1)	4.4m (1)	2:41.80	29.19s	28.38s
3 SPIRITED GIGI	2	7.9m	4.6m (0)	4.5m (0)	2:42.40	29.79s	28.97s
6 KENNYS SON	3	8.1m	0.0m (0)	0.0m (0)	2:42.41	29.80s	29.31s
8 ITZ CLASSIC GOLD	4	9.4m	17.3m (1)	11.7m (2)	2:42.51	29.37s	28.56s
5 ZOOLU	5	12.0m	13.2m (0)	12.8m (0)	2:42.70	29.75s	28.67s
1 MOONSHINE LOUIE	6	15.9m	8.8m (0)	8.3m (0)	2:43.00	29.75s	29.30s
2 CEEJAY ON BROADWAY	7	21.8m	17.3m (0)	16.1m (1)	2:43.44	29.69s	29.17s
10 BETTOR MAN	8	28.9m	22.6m (1)	17.2m (2)	2:43.98	29.38s	29.63s
4 TRUSCOTTS ELEGANCE	9	47.1m	7.8m (1)	9.2m (1)	2:45.35	29.89s	31.58s

Finish Position and metres gained

First Arrow shows distance gain/loss from 2nd Qtr to 3rd Qtr, Second Arrow shows distance gain/loss from 3rd Qtr to Finish
Blue arrow indicates best gain in these quarters.



800

Visual positions in race at 2nd Quarter



400

Visual positions in race at 3rd Quarter



Bendigo Race 6 Distance 2150m

Wednesday, 24 June 2026


Gross Time: 2:43.40 MileRate: 2:02.30 LeadTime: 40.80s First Qtr: 29.60s Second Qtr: 31.70s Third Qtr: 30.70s Fourth Qtr: 30.60s

DATA TABLE: 800 / 400 Posi's are position from leader and (how wide the horse was at that position)

No	Horse	Plc	Mar	800 Posi	400 Posi	Time	3rd Qtr	4th Qt
10	ALWAYS SKYE HIGH	1	0.0m	15.9m (2)	2.9m (2)	2:43.40	29.71s	30.38s
8	LOUIEVILLE LASS	2	3.0m	21.8m (1)	8.5m (2)	2:43.64	29.69s	30.19s
4	BET BET HOTSHOT	3	3.9m	8.4m (0)	3.9m (0)	2:43.71	30.36s	30.61s
3	HEART OF GRACELAND	4	4.7m	13.0m (0)	13.8m (2)	2:43.78	30.76s	29.93s
6	MONEY TALKS	5	5.6m	10.0m (1)	15.5m (1)	2:43.85	31.12s	29.87s
2	PLAYA DEL CARMEN	6	13.7m	4.5m (0)	0.0m (0)	2:44.50	30.36s	31.70s
7	IM MISS ROYALTY	7	36.5m	0.0m (0)	2.8m (1)	2:46.32	30.91s	33.31s
1	MISS AVENGER	8	44.7m	17.0m (0)	13.1m (0)	2:46.98	30.40s	33.18s
9	KYVALLEY MISTY	9	82.9m	5.5m (1)	26.0m (1)	2:50.04	32.26s	35.26s

Finish Position and metres gained

First Arrow shows distance gain/loss from 2nd Qtr to 3rd Qtr, Second Arrow shows distance gain/loss from 3rd Qtr to Finish
Blue arrow indicates best gain in these quarters.



800

Visual positions in race at 2nd Quarter



400

Visual positions in race at 3rd Quarter



Bendigo Race 7 Distance 1650m




Wednesday, 24 June 2026

Gross Time: 1:57.80 MileRate: 1:54.90 LeadTime: 2.70s First Qtr: 28.50s Second Qtr: 29.00s Third Qtr: 28.60s Fourth Qtr: 29.00s

DATA TABLE: 800 / 400 Posi's are position from leader and (how wide the horse was at that position)

No	Horse	Plc	Mar	800 Posi	400 Posi	Time	3rd Qtr	4th Qt
9	WATCH YOUR BACK	1	0.0m	8.7m (1)	8.8m (1)	1:57.80	28.61s	28.37s
2	SPORTING RAGE	2	4.0m	0.0m (0)	0.0m (0)	1:58.10	28.60s	29.30s
4	TALISKER SKIPPER	3	6.8m	0.4m (1)	0.7m (1)	1:58.32	28.62s	29.47s
3	ARE WEASLEY	4	9.1m	4.9m (1)	5.0m (1)	1:58.49	28.61s	29.33s
8	LETS WENT	5	11.1m	4.2m (0)	5.2m (0)	1:58.64	28.67s	29.47s
6	TOOBY GOLD	6	14.9m	12.9m (1)	13.3m (1)	1:58.93	28.63s	29.18s
7	CLASSICALLY SMOOTH	7	18.0m	8.9m (0)	10.3m (0)	1:59.17	28.71s	29.63s
5	BLUE CANNON	8	147.3m	82.0m (0)	97.4m (0)	2:09.01	29.74s	33.24s

Finish Position and metres gained



Bendigo Race 8 Distance 1650m

Wednesday, 24 June 2026

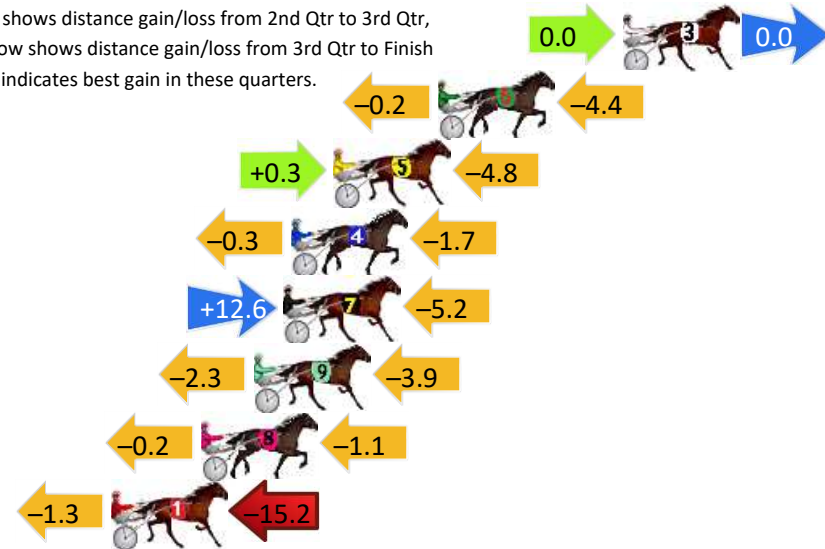
Gross Time: 1:59.10 MileRate: 1:56.10 LeadTime: 2.80s First Qtr: 28.50s Second Qtr: 31.10s Third Qtr: 28.90s Fourth Qtr: 27.80s

DATA TABLE: 800 / 400 Posi's are position from leader and (how wide the horse was at that position)

No	Horse	Plc	Mar	800 Posi	400 Posi	Time	3rd Qtr	4th Qt
3	WILL HE REIGN	1	0.0m	0.0m (0)	0.0m (0)	1:59.10	28.90s	27.80s
6	FOREGONE CONCLUSION	2	7.4m	2.8m (1)	3.0m (1)	1:59.64	28.91s	28.13s
5	SWAYWITHSIERRA	3	11.6m	7.1m (1)	6.8m (1)	1:59.95	28.87s	28.17s
4	KYRGIOS	4	13.3m	11.3m (1)	11.6m (1)	2:00.07	28.91s	27.95s
7	BETTORSWEETVICTORY	5	13.6m	21.0m (1)	8.4m (2)	2:00.09	27.98s	28.20s
9	SHAQ	6	14.8m	8.6m (0)	10.9m (0)	2:00.18	29.05s	28.11s
8	HAPPENSTBABEACHBOY	7	16.9m	15.6m (1)	15.8m (1)	2:00.34	28.89s	27.93s
1	WILD IDEAL	8	20.5m	4.0m (0)	5.3m (0)	2:00.60	28.98s	28.93s

Finish Position and metres gained

First Arrow shows distance gain/loss from 2nd Qtr to 3rd Qtr, Second Arrow shows distance gain/loss from 3rd Qtr to Finish
Blue arrow indicates best gain in these quarters.



800

Visual positions in race at 2nd Quarter



400

Visual positions in race at 3rd Quarter



Bendigo Race 9 Distance 2150m

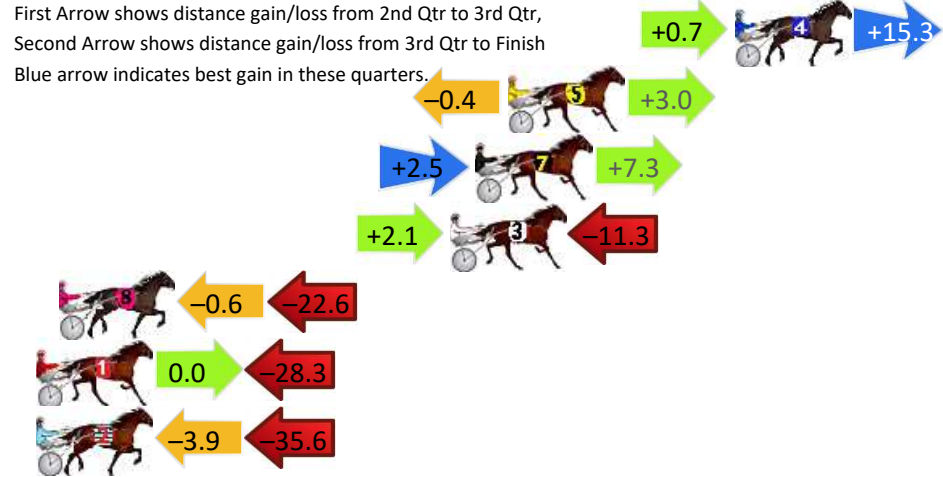
Wednesday, 24 June 2026

Gross Time: 2:34.50 MileRate: 1:55.70 LeadTime: 37.60s First Qtr: 28.90s Second Qtr: 30.10s Third Qtr: 28.90s Fourth Qtr: 29.00s

DATA TABLE: 800 / 400 Posi's are position from leader and (how wide the horse was at that position)

No	Horse	Plc	Mar	800 Posi	400 Posi	Time	3rd Qtr	4th Qt
4	MIDNIGHT ALIBI	1	0.0m	16.0m (1)	15.3m (2)	2:34.50	28.85s	27.90s
5	SUMTHIN ELSE	2	9.1m	11.7m (1)	12.1m (1)	2:35.19	28.93s	28.82s
7	HALF PRICE BRIDE	3	10.4m	20.2m (1)	17.7m (1)	2:35.29	28.72s	28.52s
3	MADAM REACTOR	4	11.4m	2.2m (1)	0.1m (1)	2:35.37	28.75s	29.86s
8	RAKAROMPA	5	27.1m	3.9m (0)	4.5m (0)	2:36.56	28.94s	30.74s
1	MYRTLE MAY	6	28.3m	0.0m (0)	0.0m (0)	2:36.65	28.90s	31.15s
2	EMJAY JAZZ	7	46.7m	7.2m (1)	11.1m (0)	2:38.05	29.18s	31.75s

Finish Position and metres gained



800

Visual positions in race at 2nd Quarter



400

Visual positions in race at 3rd Quarter

Bendigo Race 10 Distance 2150m

Wednesday, 24 June 2026

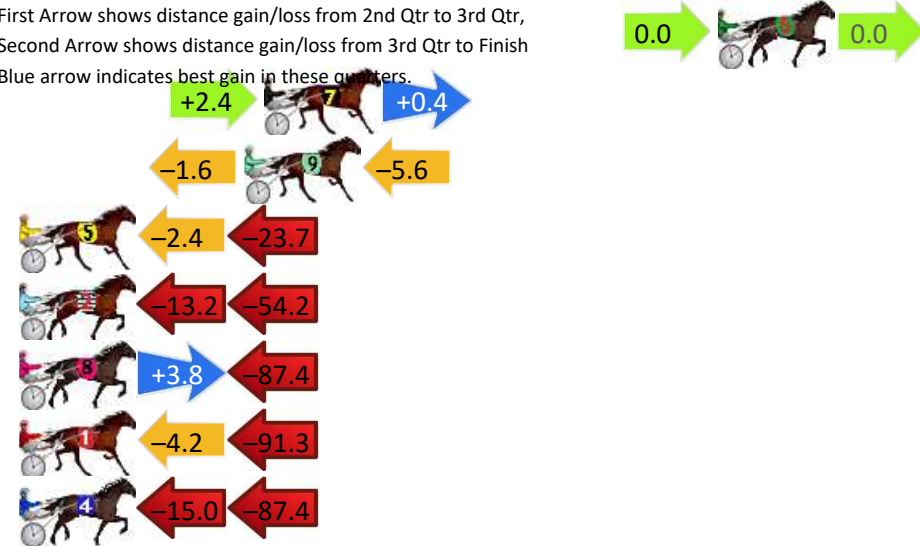
Gross Time: 2:43.60 MileRate: 2:02.50 LeadTime: 40.60s First Qtr: 32.40s Second Qtr: 30.10s Third Qtr: 30.60s Fourth Qtr: 29.90s

DATA TABLE: 800 / 400 Posi's are position from leader and (how wide the horse was at that position)

No	Horse	Plc	Mar	800 Posi	400 Posi	Time	3rd Qtr	4th Qt
6	MISTER DEVEREAUX	1	0.0m	0.0m (0)	0.0m (0)	2:43.60	30.60s	29.90s
7	WAR DAN PHOENIX	2	18.2m	21.0m (1)	18.6m (2)	2:45.03	30.42s	29.87s
9	LIFE ON THE HILL	3	19.0m	11.8m (1)	13.4m (2)	2:45.09	30.73s	30.32s
5	PARDRAY	4	30.1m	4.0m (0)	6.4m (0)	2:45.96	30.80s	31.66s
2	VOUCHER QUEEN	5	68.6m	1.2m (1)	14.4m (1)	2:48.97	31.64s	33.93s
8	RIPPING RONALDO	6	89.0m	5.4m (1)	1.6m (1)	2:50.57	30.39s	36.40s
1	DALAHASTEN	7	103.9m	8.4m (0)	12.6m (0)	2:51.74	31.00s	36.69s
4	LOVE DANCIN	8	120.4m	18.0m (0)	33.0m (0)	2:53.03	31.80s	36.40s


Finish Position and metres gained

First Arrow shows distance gain/loss from 2nd Qtr to 3rd Qtr, Second Arrow shows distance gain/loss from 3rd Qtr to Finish
Blue arrow indicates best gain in these quarters.



800

Visual positions in race at 2nd Quarter



400

Visual positions in race at 3rd Quarter