

# Bendigo Race 1 Distance 2150m




Wednesday, 22 April 2026

Gross Time: 2:37.70 MileRate: 1:58.00 LeadTime: 39.50s First Qtr: 32.30s Second Qtr: 31.20s Third Qtr: 26.90s Fourth Qtr: 27.80s

DATA TABLE: 800 / 400 Posi's are position from leader and (how wide the horse was at that position)

No	Horse	Plc	Mar	800 Posi	400 Posi	Time	3rd Qtr	4th Qt
4	SAVON DE ROCHE	1	0.0m	0.5m (1)	0.0m (0)	2:37.70	26.87s	27.80s
2	LORIMERMAJOR	2	4.6m	4.8m (1)	5.9m (0)	2:38.04	26.98s	27.74s
10	FLOJOS BEST	3	11.1m	14.1m (2)	9.0m (1)	2:38.51	26.57s	28.00s
7	STARZINHEREYES	4	15.0m	23.0m (1)	21.9m (2)	2:38.80	26.85s	27.41s
8	FEEL THE REIGN	5	15.9m	9.4m (0)	17.1m (0)	2:38.86	27.43s	27.80s
1	SIR SONNY MAGUIRE	6	18.0m	4.9m (0)	14.4m (1)	2:39.02	27.55s	28.14s
6	ANIMADO	7	18.9m	21.5m (2)	15.6m (2)	2:39.08	26.52s	28.12s
11	IM DUSTEE	8	20.4m	15.4m (0)	24.6m (0)	2:39.19	27.54s	27.62s
3	SHAQ	9	22.5m	18.7m (1)	21.0m (1)	2:39.35	27.08s	28.02s
5	CATIES SON	10	23.6m	0.0m (0)	11.6m (0)	2:39.43	27.69s	28.74s
9	ROCK PHONE	11	24.0m	9.7m (1)	3.1m (1)	2:39.45	26.46s	29.34s

## Finish Position and metres gained



# Bendigo Race 2 Distance 1650m

Wednesday, 22 April 2026



Gross Time: 2:00.60 MileRate: 1:57.70 LeadTime: 2.90s First Qtr: 27.90s Second Qtr: 32.20s Third Qtr: 28.70s Fourth Qtr: 28.90s

DATA TABLE: 800 / 400 Posi's are position from leader and (how wide the horse was at that position)

No	Horse	Plc	Mar	800 Posi	400 Posi	Time	3rd Qtr	4th Qt
12	LA SMOOCH	1	0.0m	3.9m (1)	0.8m (1)	2:00.60	28.48s	28.84s
3	JANSEN	2	2.5m	6.2m (0)	5.2m (0)	2:00.79	28.63s	28.72s
4	JUST LIKE NUGGET	3	2.9m	8.4m (1)	5.0m (1)	2:00.82	28.46s	28.76s
10	SPOT THE DEVIL	4	7.3m	12.9m (1)	10.3m (1)	2:01.15	28.52s	28.71s
5	ILLBEYOURLOVERTW O	5	8.3m	0.0m (0)	0.0m (0)	2:01.23	28.70s	29.53s
8	THATS ME AGAIN	6	9.0m	14.9m (0)	14.4m (0)	2:01.28	28.67s	28.55s
9	BETTING ATTACK	7	9.7m	9.8m (2)	3.5m (2)	2:01.34	28.25s	29.39s
13	SWEET FACE	8	9.8m	15.4m (2)	8.7m (2)	2:01.34	28.22s	29.02s
2	STYLISH SAINT	9	14.0m	10.7m (0)	9.4m (0)	2:01.66	28.61s	29.29s
6	MAC JAMES	10	18.2m	18.5m (1)	17.9m (1)	2:01.98	28.66s	29.00s
7	ORION ART	11	25.2m	21.6m (2)	15.2m (2)	2:02.51	28.25s	29.72s

## Finish Position and metres gained

First Arrow shows distance gain/loss from 2nd Qtr to 3rd Qtr, Second Arrow shows distance gain/loss from 3rd Qtr to Finish  
Blue arrow indicates best gain in these quarters.



Visual positions in race at 2nd Quarter



Visual positions in race at 3rd Quarter

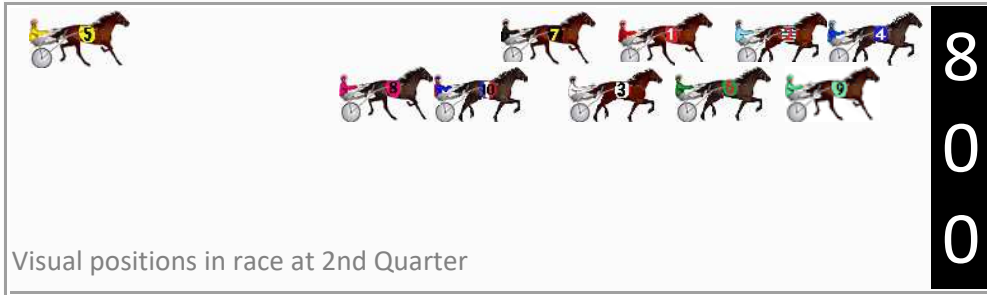

# Bendigo Race 3 Distance 2150m

Wednesday, 22 April 2026

Gross Time: 2:38.20 MileRate: 1:58.40 LeadTime: 39.10s First Qtr: 30.70s Second Qtr: 29.80s Third Qtr: 29.10s Fourth Qtr: 29.50s

DATA TABLE: 800 / 400 Posi's are position from leader and (how wide the horse was at that position)

No	Horse	Plc	Mar	800 Posi	400 Posi	Time	3rd Qtr	4th Qt
9	MUSKEE	1	0.0m	1.7m (1)	1.8m (1)	2:38.20	29.11s	29.37s
2	WATCH AND ACT	2	7.4m	3.7m (0)	4.7m (0)	2:38.77	29.17s	29.73s
4	FAITH FULL	3	7.5m	0.0m (0)	0.0m (0)	2:38.78	29.10s	30.08s
10	IM ABOVE THE LAW	4	11.8m	15.8m (1)	6.9m (2)	2:39.11	28.46s	29.91s
6	DISTANT SUN	5	12.5m	6.1m (1)	7.0m (1)	2:39.17	29.17s	29.96s
3	PRETTYBOY HARRY	6	16.1m	10.4m (1)	11.1m (1)	2:39.45	29.16s	29.94s
7	MAJESTIC TOOTH	7	18.4m	13.1m (0)	15.1m (0)	2:39.62	29.25s	29.82s
8	WALLIS	8	18.9m	19.6m (1)	11.0m (2)	2:39.66	28.48s	30.16s
1	BANOS	9	33.8m	8.4m (0)	8.8m (0)	2:40.81	29.13s	31.47s
5	DOSSIER	10	80.8m	45.6m (0)	53.1m (0)	2:44.45	29.67s	31.88s



# Bendigo Race 4 Distance 1650m

Wednesday, 22 April 2026


Gross Time: 2:02.50 MileRate: 1:59.50 LeadTime: 2.80s First Qtr: 28.50s Second Qtr: 34.30s Third Qtr: 28.90s Fourth Qtr: 28.00s

DATA TABLE: 800 / 400 Posi's are position from leader and (how wide the horse was at that position)

No	Horse	Plc	Mar	800 Posi	400 Posi	Time	3rd Qtr	4th Qt
4	ALCATRAZ GIRL	1	0.0m	0.0m (0)	0.0m (0)	2:02.50	28.90s	28.00s
7	KIMCHI	2	3.6m	1.7m (1)	3.8m (1)	2:02.76	29.05s	27.99s
6	OUTA THE BLUE	3	6.9m	10.0m (1)	10.0m (1)	2:03.01	28.89s	27.80s
5	PARISIAN BANDIT	4	7.9m	6.0m (1)	4.5m (2)	2:03.08	28.79s	28.26s
8	THE LADYBIRD	5	14.8m	13.9m (0)	15.7m (1)	2:03.59	29.01s	27.98s
1	HARTNETT	6	15.1m	4.6m (0)	8.5m (0)	2:03.61	29.17s	28.51s
3	ATOMIC GLORY	7	16.5m	14.2m (1)	15.3m (2)	2:03.71	28.96s	28.13s
2	TOPZAVSKI	8	17.0m	8.8m (0)	13.0m (0)	2:03.75	29.19s	28.33s
10	TASTE IT	9	20.9m	23.5m (1)	25.0m (1)	2:04.04	28.98s	27.77s
9	QUEENHIGH FLUSH	10	22.9m	18.8m (1)	23.1m (0)	2:04.19	29.18s	28.06s

## Finish Position and metres gained

First Arrow shows distance gain/loss from 2nd Qtr to 3rd Qtr, Second Arrow shows distance gain/loss from 3rd Qtr to Finish  
Blue arrow indicates best gain in these quarters.



800

Visual positions in race at 2nd Quarter



400

Visual positions in race at 3rd Quarter



# Bendigo Race 5 Distance 1650m

Wednesday, 22 April 2026


Gross Time: 2:02.60 MileRate: 1:59.50 LeadTime: 2.90s First Qtr: 28.80s Second Qtr: 31.95s Third Qtr: 30.00s Fourth Qtr: 28.95s

DATA TABLE: 800 / 400 Posi's are position from leader and (how wide the horse was at that position)

No	Horse	Plc	Mar	800 Posi	400 Posi	Time	3rd Qtr	4th Qt
5	MONTANA MUSCLE	1	0.0m	10.3m (1)	8.7m (1)	2:02.60	29.87s	28.31s
8	POPPY POPSTAR	2	1.7m	1.6m (1)	0.0m (1)	2:02.73	29.88s	29.08s
9	LOUIEVILLE LASS	3	7.3m	14.6m (1)	13.0m (2)	2:03.15	29.86s	28.55s
10	JESSICAS STORY	4	7.6m	18.9m (1)	16.4m (1)	2:03.18	29.79s	28.33s
4	CHRISTMAS BABE	5	12.0m	0.0m (0)	0.8m (0)	2:03.51	30.06s	29.80s
1	MADGE EGAN	6	14.1m	9.1m (0)	10.8m (0)	2:03.67	30.11s	29.23s
2	CRESCO CASHFLOW	7	18.6m	5.0m (0)	5.9m (0)	2:04.01	30.06s	29.93s
6	TENSION SEEKER	8	19.7m	13.8m (0)	15.2m (0)	2:04.10	30.08s	29.34s
3	PLAYA DEL CARMEN	9	27.6m	6.6m (1)	5.1m (1)	2:04.70	29.88s	30.68s
7	BEAUTYBOUCHEA	10	49.5m	18.4m (0)	19.5m (0)	2:06.36	30.06s	31.28s

## Finish Position and metres gained

First Arrow shows distance gain/loss from 2nd Qtr to 3rd Qtr, Second Arrow shows distance gain/loss from 3rd Qtr to Finish  
Blue arrow indicates best gain in these quarters.



800

Visual positions in race at 2nd Quarter



400

Visual positions in race at 3rd Quarter



# Bendigo Race 6 Distance 2150m

Wednesday, 22 April 2026


Gross Time: 2:42.50 MileRate: 2:01.70 LeadTime: 38.70s First Qtr: 32.20s Second Qtr: 32.40s Third Qtr: 29.50s Fourth Qtr: 29.70s

DATA TABLE: 800 / 400 Posi's are position from leader and (how wide the horse was at that position)

No	Horse	Plc	Mar	800 Posi	400 Posi	Time	3rd Qtr	4th Qt
2	SAINT EYES	1	0.0m	9.6m (0)	9.5m (0)	2:42.50	29.50s	29.00s
6	WAIKARE ADRIENNA	2	3.0m	4.4m (1)	0.1m (1)	2:42.73	29.19s	29.92s
3	ALABAMA MAY	3	4.9m	4.5m (0)	4.9m (0)	2:42.88	29.53s	29.72s
5	PRO HIBITION	4	5.6m	13.6m (0)	15.6m (2)	2:42.94	29.65s	28.99s
4	FRANKYTHEFRENCHMAN	5	7.0m	0.0m (0)	0.0m (0)	2:43.04	29.50s	30.24s
8	I AM HARRO	6	15.2m	13.9m (1)	10.6m (2)	2:43.68	29.26s	30.10s
7	CHARLIE WALKER	7	20.5m	9.1m (1)	12.8m (1)	2:44.10	29.77s	30.36s


## Finish Position and metres gained

First Arrow shows distance gain/loss from 2nd Qtr to 3rd Qtr, Second Arrow shows distance gain/loss from 3rd Qtr to Finish  
Blue arrow indicates best gain in these quarters.



800

Visual positions in race at 2nd Quarter



400

Visual positions in race at 3rd Quarter

# Bendigo Race 7 Distance 2150m

Wednesday, 22 April 2026

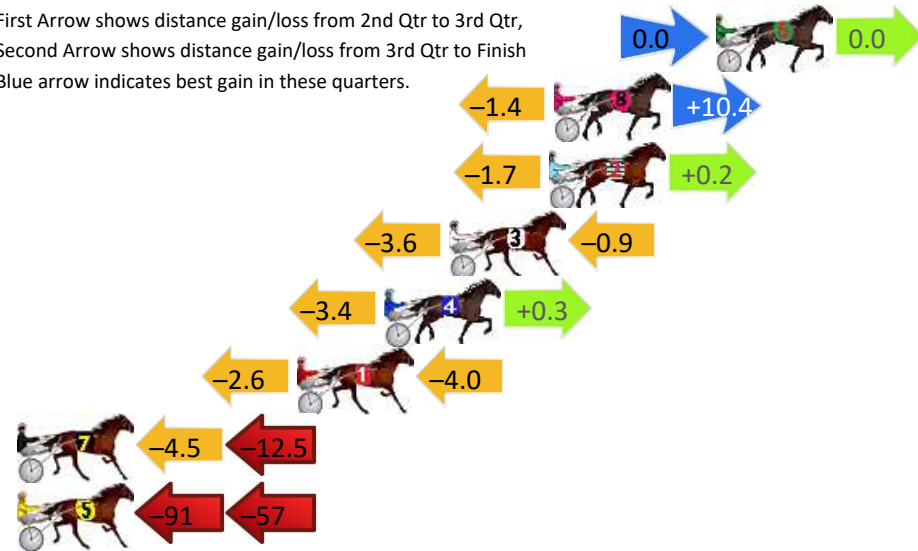
Gross Time: 2:42.40 MileRate: 2:01.60 LeadTime: 41.10s First Qtr: 32.40s Second Qtr: 30.40s Third Qtr: 28.50s Fourth Qtr: 30.00s

DATA TABLE: 800 / 400 Posi's are position from leader and (how wide the horse was at that position)

NoHorse	Plc	Mar	800 Posi	400 Posi	Time	3rd Qtr	4th Qt
6 BUSLIN BRODY	1	0.0m	0.0m (0)	0.0m (0)	2:42.40	28.50s	30.00s
8 FREMARKS PEGGY	2	6.5m	15.5m (0)	16.9m (0)	2:42.91	28.63s	29.28s
2 ALLWATFUNJINGLES	3	6.7m	5.2m (0)	6.9m (0)	2:42.93	28.63s	30.03s
3 JILLIBY TOPGUN	4	10.7m	6.2m (1)	9.8m (1)	2:43.24	28.77s	30.13s
4 MIDNITE MUSCLE	5	13.3m	10.2m (1)	13.6m (1)	2:43.45	28.77s	30.06s
1 MACHO MAORI	6	16.8m	10.2m (0)	12.8m (0)	2:43.72	28.71s	30.39s
7 JETAWAY SAINT	7	31.4m	14.4m (1)	18.9m (1)	2:44.87	28.85s	31.10s
5 FAR AS POSSIBLE	8	168.0m	20.8m (0)	111.8m (0)	2:55.60	35.16s	35.07s

## Finish Position and metres gained

First Arrow shows distance gain/loss from 2nd Qtr to 3rd Qtr, Second Arrow shows distance gain/loss from 3rd Qtr to Finish  
Blue arrow indicates best gain in these quarters.



800

Visual positions in race at 2nd Quarter



400

Visual positions in race at 3rd Quarter

