

Bendigo Race 1 Distance 2150m

Wednesday, 20 May 2026




Gross Time: 2:43.00 MileRate: 2:02.00 LeadTime: 41.80s First Qtr: 32.20s Second Qtr: 31.70s Third Qtr: 28.50s Fourth Qtr: 28.80s

DATA TABLE: 800 / 400 Posi's are position from leader and (how wide the horse was at that position)

No	Horse	Plc	Mar	800 Posi	400 Posi	Time	3rd Qtr	4th Qt
5	KARBINE	1	0.0m	2.1m (1)	0.0m (1)	2:43.00	28.35s	28.80s
9	TICTOK	2	0.5m	13.3m (2)	3.0m (2)	2:43.04	27.77s	28.63s
3	WATCH AND ACT	3	4.1m	4.2m (0)	5.1m (0)	2:43.31	28.56s	28.75s
12	WITH APLOMB	4	7.8m	28.5m (1)	19.0m (2)	2:43.59	27.83s	28.04s
6	FAITH FULL	5	11.5m	0.0m (0)	0.6m (0)	2:43.87	28.54s	29.63s
8	BULLAPARK BENO	6	13.1m	12.7m (0)	16.0m (0)	2:43.99	28.74s	28.65s
11	ADELAIDE RED	7	13.2m	23.6m (2)	14.8m (2)	2:44.00	27.88s	28.75s
1	KYVALLEY JAGGER	8	15.0m	8.6m (0)	11.9m (0)	2:44.13	28.74s	29.08s
4	ABBIE	9	15.1m	6.4m (1)	6.6m (1)	2:44.14	28.52s	29.47s
2	MANDA KYVALLEY	10	18.2m	10.6m (1)	10.8m (1)	2:44.38	28.52s	29.41s
10	ROCKY VALLEY	11	19.2m	18.4m (2)	10.7m (2)	2:44.45	27.96s	29.49s
7	WALLIS	12	22.1m	15.5m (1)	16.9m (1)	2:44.67	28.60s	29.27s

Finish Position and metres gained

First Arrow shows distance gain/loss from 2nd Qtr to 3rd Qtr, Second Arrow shows distance gain/loss from 3rd Qtr to Finish
Blue arrow indicates best gain in these quarters.



Bendigo Race 2 Distance 2150m

Wednesday, 20 May 2026



Gross Time: 2:46.90 MileRate: 2:04.90 LeadTime: 40.20s First Qtr: 33.60s Second Qtr: 33.40s Third Qtr: 30.50s Fourth Qtr: 29.20s

DATA TABLE: 800 / 400 Posi's are position from leader and (how wide the horse was at that position)

No	Horse	Plc	Mar	800 Posi	400 Posi	Time	3rd Qtr	4th Qt
4	ALLWATFUNJINGLES	1	0.0m	3.3m (1)	0.0m (1)	2:46.90	30.25s	29.20s
11	ALABAMA MAY	2	0.4m	20.3m (2)	5.5m (2)	2:46.93	29.37s	28.82s
5	LITTLE TEDEY	3	8.0m	4.0m (0)	6.3m (0)	2:47.51	30.67s	29.34s
7	JESSICAS STORY	4	8.6m	25.6m (2)	10.0m (2)	2:47.56	29.30s	29.12s
2	ROBERT JOHN	5	11.5m	7.8m (1)	3.8m (1)	2:47.78	30.19s	29.80s
3	IM MISS ROYALTY	6	15.4m	17.0m (1)	12.1m (1)	2:48.08	30.11s	29.48s
1	BETSY ANNE	7	16.6m	8.8m (0)	10.7m (0)	2:48.17	30.62s	29.68s
9	RASENGAN	8	16.8m	12.5m (1)	7.8m (1)	2:48.19	30.13s	29.91s
8	JOE LOU	9	28.6m	14.1m (0)	14.7m (0)	2:49.09	30.52s	30.30s
12	IN HIGH PLACES	10	31.4m	19.5m (0)	17.9m (1)	2:49.30	30.35s	30.27s
10	ALWAYS SKYE HIGH	11	38.2m	24.4m (1)	17.0m (2)	2:49.83	29.91s	30.87s
6	CHRISTMAS BABE	12	58.9m	0.0m (0)	2.6m (0)	2:51.41	30.69s	33.52s

Finish Position and metres gained

First Arrow shows distance gain/loss from 2nd Qtr to 3rd Qtr, Second Arrow shows distance gain/loss from 3rd Qtr to Finish
Blue arrow indicates best gain in these quarters.



800

Visual positions in race at 2nd Quarter



400

Visual positions in race at 3rd Quarter



Bendigo Race 3 Distance 1650m

Wednesday, 20 May 2026


Gross Time: 2:02.40 MileRate: 1:59.40 LeadTime: 2.90s First Qtr: 29.50s Second Qtr: 31.70s Third Qtr: 29.10s Fourth Qtr: 29.20s

DATA TABLE: 800 / 400 Posi's are position from leader and (how wide the horse was at that position)

No	Horse	Plc	Mar	800 Posi	400 Posi	Time	3rd Qtr	4th Qt
2	QUEEN OF SEES	1	0.0m	9.4m (1)	3.5m (2)	2:02.40	28.67s	28.95s
1	JILLIBY RADIANCE	2	7.0m	0.0m (0)	0.0m (0)	2:02.94	29.10s	29.74s
8	ISLAND FRANKIE	3	20.3m	4.6m (0)	5.0m (0)	2:03.95	29.13s	30.39s
7	WAR DAN PHOENIX	4	20.4m	13.3m (0)	13.9m (1)	2:03.96	29.15s	29.75s
6	SPIRITED GIGI	5	24.7m	19.4m (1)	23.7m (2)	2:04.29	29.42s	29.37s
4	ROSE ALL DAY	6	32.8m	4.8m (1)	4.3m (1)	2:04.91	29.06s	31.40s
9	DALAHASTEN	7	34.9m	8.7m (0)	11.0m (0)	2:05.07	29.27s	31.07s
3	VOUCHER QUEEN	8	34.9m	18.0m (0)	20.7m (0)	2:05.07	29.30s	30.37s
5	MORNING DOVE	9	51.6m	14.1m (1)	25.0m (1)	2:06.35	29.89s	31.34s

Finish Position and metres gained

First Arrow shows distance gain/loss from 2nd Qtr to 3rd Qtr, Second Arrow shows distance gain/loss from 3rd Qtr to Finish
Blue arrow indicates best gain in these quarters.



800

Visual positions in race at 2nd Quarter



400

Visual positions in race at 3rd Quarter

Bendigo Race 4 Distance 2150m


Wednesday, 20 May 2026

Gross Time: 2:46.60 MileRate: 2:04.70 LeadTime: 42.00s First Qtr: 32.50s Second Qtr: 33.20s Third Qtr: 29.50s Fourth Qtr: 29.40s

DATA TABLE: 800 / 400 Posi's are position from leader and (how wide the horse was at that position)

No	Horse	Plc	Mar	800 Posi	400 Posi	Time	3rd Qtr	4th Qt
2	KALARNEY PRINCE	1	0.0m	0.0m (0)	0.0m (0)	2:46.60	29.50s	29.40s
4	MISS AVENGER	2	4.5m	4.8m (0)	5.1m (0)	2:46.95	29.52s	29.38s
9	MONEY TALKS	3	7.7m	4.2m (1)	2.9m (1)	2:47.19	29.40s	29.78s
6	CRESCO CASHFLOW	4	7.9m	9.6m (0)	10.9m (0)	2:47.21	29.60s	29.21s
7	PLAYA DEL CARMEN	5	16.8m	9.1m (1)	7.9m (1)	2:47.90	29.41s	30.12s
10	THAT OTHER THING	6	19.6m	13.6m (0)	16.0m (0)	2:48.11	29.67s	29.74s
3	ALDEBARAN MAVERICK	7	58.0m	13.5m (1)	17.5m (1)	2:51.07	29.79s	32.59s
1	CRONK	8	163.7m	18.1m (0)	108.9m (0)	2:59.22	36.14s	34.05s

Finish Position and metres gained



800

Visual positions in race at 2nd Quarter



400

Visual positions in race at 3rd Quarter



Bendigo Race 5 Distance 1650m

Wednesday, 20 May 2026

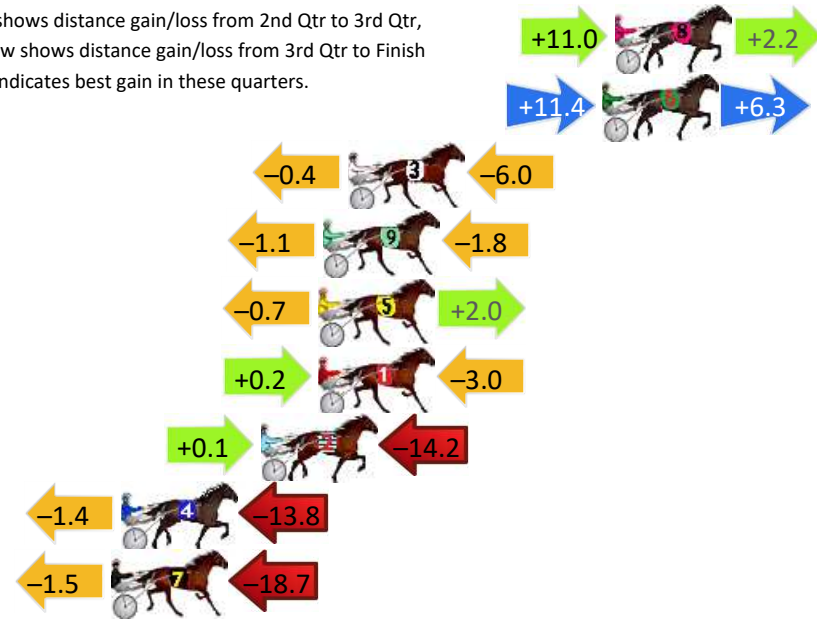
Gross Time: 1:59.00 MileRate: 1:56.10 LeadTime: 2.70s First Qtr: 28.50s Second Qtr: 29.90s Third Qtr: 28.90s Fourth Qtr: 29.00s

DATA TABLE: 800 / 400 Posi's are position from leader and (how wide the horse was at that position)

No	Horse	Plc	Mar	800 Posi	400 Posi	Time	3rd Qtr	4th Qt
8	ALIZA HILL	1	0.0m	13.2m (1)	2.2m (2)	1:59.00	28.11s	28.84s
6	RAKAROMPA	2	0.5m	18.2m (1)	6.8m (2)	1:59.04	28.08s	28.55s
3	ASMILEANDAWINX	3	10.7m	4.3m (0)	4.7m (0)	1:59.81	28.93s	29.47s
9	POSTIT LAFITE	4	11.7m	8.8m (1)	9.9m (1)	1:59.89	28.98s	29.18s
5	WILD IDEAL	5	11.9m	13.2m (0)	13.9m (0)	1:59.91	28.95s	28.91s
1	DIVINE TILLY	6	11.9m	9.1m (0)	8.9m (0)	1:59.91	28.89s	29.27s
2	CHEYS ANGEL	7	14.2m	0.1m (0)	0.0m (0)	2:00.08	28.89s	30.08s
4	POLLY PEACHUM	8	19.8m	4.6m (1)	6.0m (1)	2:00.51	29.00s	30.08s
7	MADAM REACTOR	9	20.2m	0.0m (1)	1.5m (1)	2:00.54	29.01s	30.43s

Finish Position and metres gained

First Arrow shows distance gain/loss from 2nd Qtr to 3rd Qtr, Second Arrow shows distance gain/loss from 3rd Qtr to Finish
Blue arrow indicates best gain in these quarters.



800

Visual positions in race at 2nd Quarter



400

Visual positions in race at 3rd Quarter



Bendigo Race 6 Distance 1650m

Wednesday, 20 May 2026




Gross Time: 2:03.60 MileRate: 2:00.60 LeadTime: 2.80s First Qtr: 29.50s Second Qtr: 33.20s Third Qtr: 29.50s Fourth Qtr: 28.60s

DATA TABLE: 800 / 400 Posi's are position from leader and (how wide the horse was at that position)

No	Horse	Plc	Mar	800 Posi	400 Posi	Time	3rd Qtr	4th Qt
9	BOUNCED	1	0.0m	8.5m (1)	1.1m (2)	2:03.60	28.96s	28.52s
4	CAPTOTHEMAX	2	2.9m	17.1m (1)	3.3m (3)	2:03.82	28.49s	28.58s
1	BETTING ATTACK	3	4.2m	0.0m (0)	0.0m (0)	2:03.92	29.50s	28.92s
3	MACHFREDDY	4	5.6m	3.8m (1)	1.0m (1)	2:04.02	29.29s	28.95s
8	THE FEENY FAVORITE	5	7.7m	4.1m (0)	4.2m (0)	2:04.18	29.50s	28.88s
6	ELLIANA	6	8.6m	13.0m (1)	6.5m (1)	2:04.25	29.02s	28.78s
2	RETRO FIT	7	11.9m	8.7m (0)	9.7m (0)	2:04.49	29.56s	28.79s
7	MADDALEEZ	8	13.5m	13.6m (0)	15.2m (0)	2:04.61	29.60s	28.51s
5	ASHANTE BOURBON	9	157.7m	98.6m (0)	104.3m (0)	2:15.44	29.80s	32.91s

Finish Position and metres gained

First Arrow shows distance gain/loss from 2nd Qtr to 3rd Qtr, Second Arrow shows distance gain/loss from 3rd Qtr to Finish
Blue arrow indicates best gain in these quarters.



Bendigo Race 7 Distance 2150m

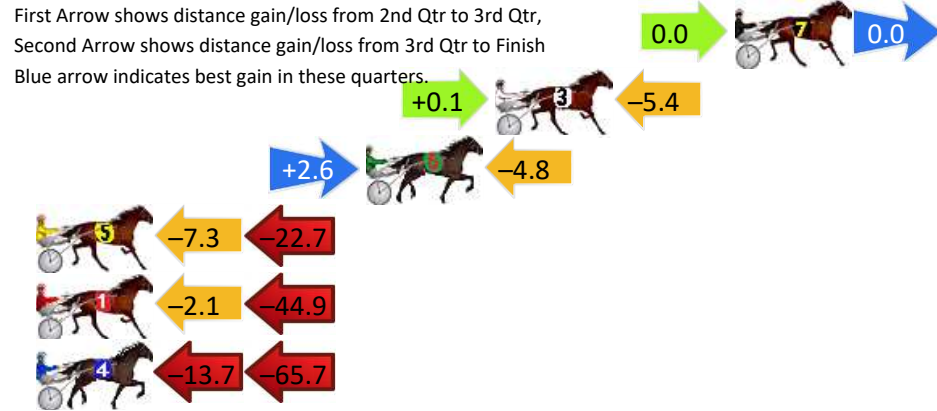
Wednesday, 20 May 2026

Gross Time: 2:33.60 MileRate: 1:55.00 LeadTime: 38.00s First Qtr: 29.90s Second Qtr: 29.90s Third Qtr: 27.90s Fourth Qtr: 27.90s

DATA TABLE: 800 / 400 Posi's are position from leader and (how wide the horse was at that position)

NoHorse	Plc	Mar	800 Posi	400 Posi	Time	3rd Qtr	4th Qt
7	1	0.0m	0.0m (0)	0.0m (0)	2:33.60	27.90s	27.90s
3	2	9.6m	4.3m (0)	4.2m (0)	2:34.30	27.89s	28.31s
6	3	14.8m	12.6m (1)	10.0m (1)	2:34.69	27.72s	28.30s
5	4	38.7m	8.7m (1)	16.0m (1)	2:36.44	28.41s	29.63s
1	5	56.7m	9.7m (0)	11.8m (0)	2:37.76	28.05s	31.24s
4	6	84.0m	4.6m (1)	18.3m (0)	2:39.76	28.85s	32.79s

Finish Position and metres gained



800

Visual positions in race at 2nd Quarter



400

Visual positions in race at 3rd Quarter



Bendigo Race 8 Distance 1650m



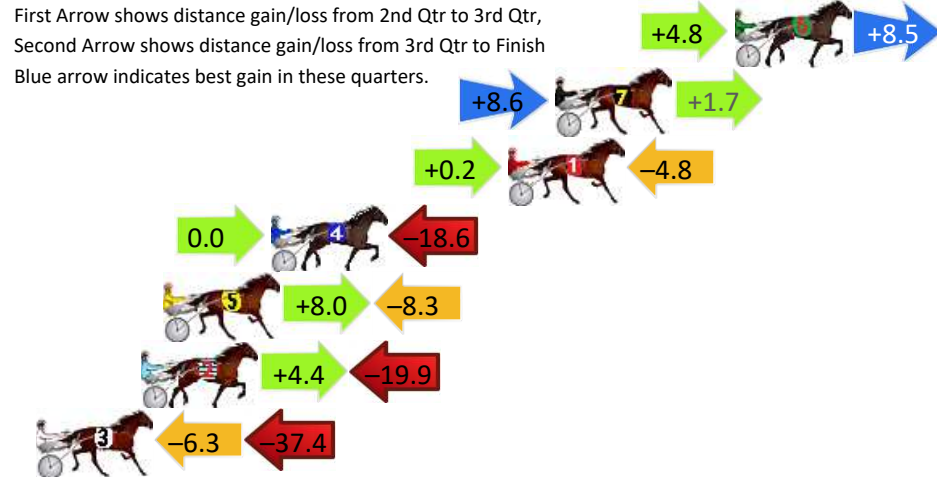
Wednesday, 20 May 2026

Gross Time: 1:58.60 MileRate: 1:55.70 LeadTime: 2.70s First Qtr: 28.20s Second Qtr: 31.50s Third Qtr: 28.80s Fourth Qtr: 27.40s

DATA TABLE: 800 / 400 Posi's are position from leader and (how wide the horse was at that position)

No	Horse	Plc	Mar	800 Posi	400 Posi	Time	3rd Qtr	4th Qt
6	ROCKNROLL WISH	1	0.0m	13.3m (1)	8.5m (1)	1:58.60	28.44s	26.81s
7	SECRET SERVICE AGENT	2	7.2m	17.5m (1)	8.9m (0)	1:59.12	28.17s	27.30s
1	SOHO AMARYLLIS	3	9.1m	4.5m (0)	4.3m (0)	1:59.26	28.78s	27.76s
4	MIDNIGHT MOTH	4	18.6m	0.0m (0)	0.0m (0)	1:59.94	28.80s	28.74s
5	MAJOR EASTWOOD	5	22.9m	22.6m (1)	14.6m (0)	2:00.25	28.20s	28.03s
2	LIKE NO OTHER	6	23.8m	8.3m (1)	3.9m (1)	2:00.32	28.48s	28.85s
3	ARUVAL	7	110.8m	67.1m (0)	73.4m (0)	2:06.59	29.13s	30.26s

Finish Position and metres gained



Bendigo Race 9 Distance 1650m

Wednesday, 20 May 2026

Gross Time: 1:57.20 MileRate: 1:54.30 LeadTime: 2.80s First Qtr: 27.70s Second Qtr: 30.40s Third Qtr: 28.00s Fourth Qtr: 28.30s

DATA TABLE: 800 / 400 Posi's are position from leader and (how wide the horse was at that position)

No	Horse	Plc	Mar	800 Posi	400 Posi	Time	3rd Qtr	4th Qt
3	COMEANDSEE	1	0.0m	0.0m (0)	0.0m (0)	1:57.20	28.00s	28.30s
7	KINGS GALLERY	2	27.9m	19.0m (1)	6.3m (1)	1:59.27	27.12s	29.93s
5	LATHER IN GOLD	3	35.6m	14.7m (0)	13.2m (2)	1:59.85	27.90s	30.03s
1	GRANDIOSA	4	43.1m	10.4m (0)	17.9m (2)	2:00.40	28.53s	30.25s
6	ALS CHOICE	5	54.5m	1.7m (1)	6.6m (0)	2:01.25	28.34s	31.89s
4	OZZIE DIAMOND	6	62.0m	10.1m (1)	15.9m (1)	2:01.81	28.41s	31.80s
2	OZZIE TART	7	91.2m	5.3m (0)	17.2m (0)	2:03.98	28.83s	33.88s

Finish Position and metres gained

First Arrow shows distance gain/loss from 2nd Qtr to 3rd Qtr, Second Arrow shows distance gain/loss from 3rd Qtr to Finish. Blue arrow indicates best gain in these quarters.

