

Bendigo Race 1 Distance 1650m

Saturday, 18 April 2026

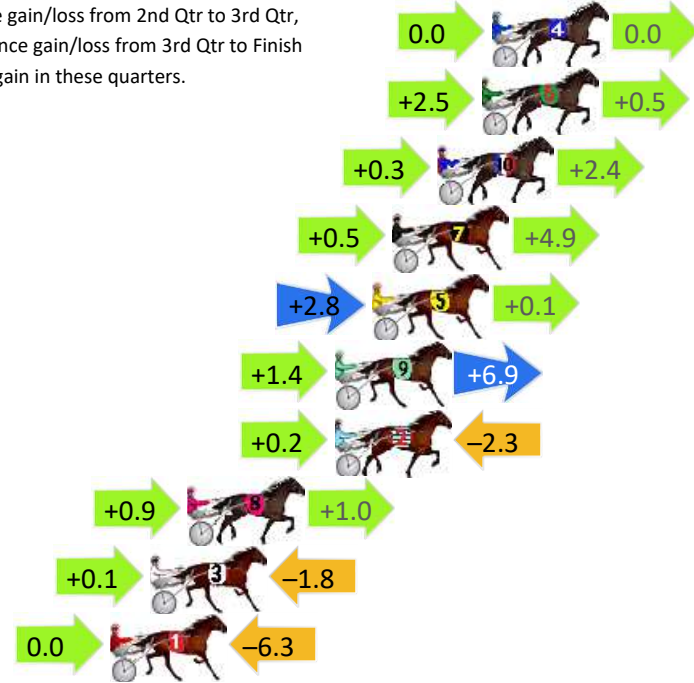
Gross Time: 1:58.70 MileRate: 1:55.70 LeadTime: 2.70s First Qtr: 27.60s Second Qtr: 32.30s Third Qtr: 28.60s Fourth Qtr: 27.50s

DATA TABLE: 800 / 400 Posi's are position from leader and (how wide the horse was at that position)

No	Horse	Plc	Mar	800 Posi	400 Posi	Time	3rd Qtr	4th Qt
4	KEAYANG STUKA	1	0.0m	0.0m (0)	0.0m (0)	1:58.70	28.60s	27.50s
6	IMPERIAL MONARCH	2	0.4m	3.4m (1)	0.9m (1)	1:58.73	28.42s	27.47s
10	LOVEMETO	3	2.2m	4.9m (2)	4.6m (2)	1:58.86	28.57s	27.34s
7	REMUS PHOENIX	4	4.0m	9.4m (2)	8.9m (2)	1:58.99	28.55s	27.17s
5	GOTFEELINGSYOUKNOW	5	4.8m	7.7m (1)	4.9m (1)	1:59.05	28.39s	27.51s
9	TRACY THE JET	6	6.3m	14.6m (2)	13.2m (2)	1:59.16	28.48s	27.04s
2	MORE WANTED	7	6.3m	4.2m (0)	4.0m (0)	1:59.16	28.58s	27.68s
8	ALDEBARAN ACRUX	8	12.2m	14.1m (0)	13.2m (0)	1:59.58	28.52s	27.46s
3	EL RESAMO	9	13.7m	12.0m (1)	11.9m (1)	1:59.69	28.58s	27.66s
1	TWEEDLEDEE	10	15.3m	9.0m (0)	9.0m (0)	1:59.81	28.59s	27.98s

Finish Position and metres gained

First Arrow shows distance gain/loss from 2nd Qtr to 3rd Qtr, Second Arrow shows distance gain/loss from 3rd Qtr to Finish
Blue arrow indicates best gain in these quarters.



800

Visual positions in race at 2nd Quarter



400

Visual positions in race at 3rd Quarter



Bendigo Race 2 Distance 1650m

Saturday, 18 April 2026

Gross Time: 1:59.40 MileRate: 1:56.40 LeadTime: 2.80s First Qtr: 28.60s Second Qtr: 32.20s Third Qtr: 29.30s Fourth Qtr: 26.50s

DATA TABLE: 800 / 400 Posi's are position from leader and (how wide the horse was at that position)

No	Horse	Plc	Mar	800 Posi	400 Posi	Time	3rd Qtr	4th Qt
5	NEW SHUFFLE	1	0.0m	0.0m (0)	0.0m (0)	1:59.40	29.30s	26.50s
1	ARRHYTHMIA	2	1.1m	4.5m (0)	4.0m (0)	1:59.48	29.25s	26.30s
4	LE BELLE BIJOUX	3	4.9m	2.8m (1)	0.9m (1)	1:59.74	29.16s	26.78s
6	FOLLOWTHEACE	4	6.9m	6.9m (1)	4.5m (1)	1:59.88	29.11s	26.67s
8	DAY TWO	5	7.1m	8.7m (0)	7.8m (0)	1:59.90	29.21s	26.46s
9	ALWAYS BE BLAKEY	6	9.4m	12.8m (0)	12.1m (0)	2:00.06	29.21s	26.32s
3	NORMS LADY	7	11.5m	10.9m (1)	7.9m (1)	2:00.20	29.06s	26.75s
12	OUR VINCENT CAN GOGH	8	11.8m	22.4m (0)	11.4m (2)	2:00.22	28.46s	26.53s
11	BLAKE BOLAC	9	12.7m	15.4m (1)	2.7m (2)	2:00.29	28.37s	27.20s
10	REPELLING	10	16.2m	17.9m (0)	14.1m (1)	2:00.53	28.98s	26.65s
13	DESSIE GEE	11	19.2m	26.5m (0)	19.8m (0)	2:00.74	28.74s	26.47s
7	ROCKANDANCE	12	20.2m	19.5m (1)	7.5m (2)	2:00.81	28.40s	27.39s

Finish Position and metres gained

First Arrow shows distance gain/loss from 2nd Qtr to 3rd Qtr, Second Arrow shows distance gain/loss from 3rd Qtr to Finish Blue arrow indicates best gain in these quarters.



800

Visual positions in race at 2nd Quarter



400

Visual positions in race at 3rd Quarter



Sectional Analysis Software

Not just form | Free Trial

www.facebook.com/PJHarnessRacing



RISE Digital, Harness Racing Australia nor the provider accepts any responsibility for the completeness or accuracy of any of the information contained herein, and makes no representations about its suitability for any particular purpose. Users should make their own judgements about those matters and/or seek independent advice. You assume all risks associated with use of data provided on this page

Bendigo Race 3 Distance 1650m

Saturday, 18 April 2026

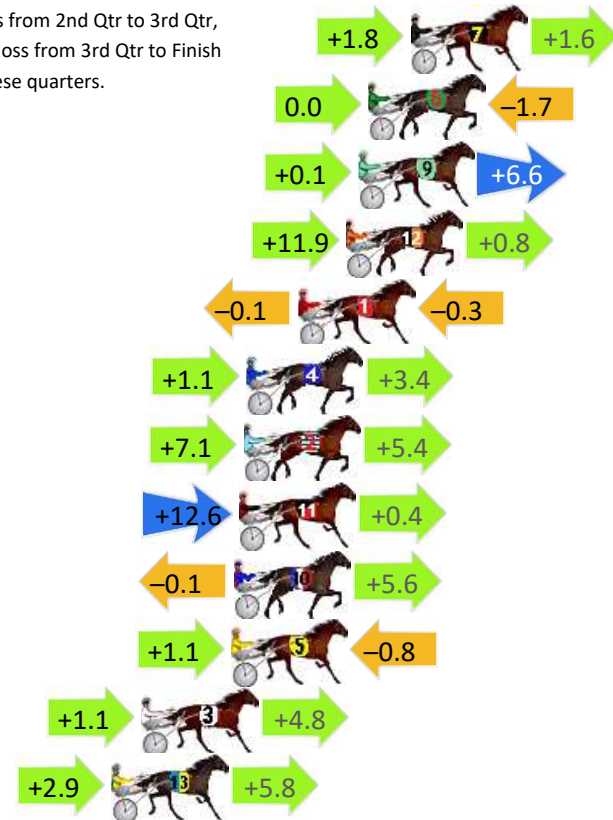
Gross Time: 1:58.20 MileRate: 1:55.30 LeadTime: 2.80s First Qtr: 27.30s Second Qtr: 31.00s Third Qtr: 29.70s Fourth Qtr: 27.40s

DATA TABLE: 800 / 400 Posi's are position from leader and (how wide the horse was at that position)

No	Horse	Plc	Mar	800 Posi	400 Posi	Time	3rd Qtr	4th Qt
7	WILLOWS GIRL	1	0.0m	3.4m (1)	1.6m (1)	1:58.20	29.56s	27.29s
6	IM DOWNBYTHEBEACH	2	1.7m	0.0m (0)	0.0m (0)	1:58.32	29.70s	27.52s
9	KIA ORA BEAUTY	3	2.1m	8.8m (0)	8.7m (0)	1:58.35	29.67s	26.93s
12	IN AN IDEAL WORLD	4	2.6m	15.3m (1)	3.4m (2)	1:58.39	28.81s	27.35s
1	JUST AS WELL	5	4.5m	4.1m (0)	4.2m (0)	1:58.52	29.70s	27.42s
4	LOU WILL	6	6.6m	11.1m (1)	10.0m (1)	1:58.68	29.59s	27.17s
2	SCHEMING	7	6.7m	19.2m (1)	12.1m (2)	1:58.68	29.14s	27.02s
11	BLACKJACK WHACKO	8	6.9m	19.9m (2)	7.3m (2)	1:58.70	28.75s	27.38s
10	EDWARDE GRANGE	9	7.1m	12.6m (0)	12.7m (0)	1:58.71	29.67s	27.01s
5	SOHO PLAYGIRL	10	7.2m	7.5m (1)	6.4m (1)	1:58.72	29.60s	27.47s
3	INTERPRETATION	11	10.8m	16.7m (0)	15.6m (1)	1:58.98	29.58s	27.07s
13	FEEL THE REIGN	12	12.0m	20.7m (0)	17.8m (0)	1:59.07	29.43s	27.01s

Finish Position and metres gained

First Arrow shows distance gain/loss from 2nd Qtr to 3rd Qtr, Second Arrow shows distance gain/loss from 3rd Qtr to Finish
Blue arrow indicates best gain in these quarters.



800

Visual positions in race at 2nd Quarter



400

Visual positions in race at 3rd Quarter



Bendigo Race 4 Distance 2150m

Saturday, 18 April 2026

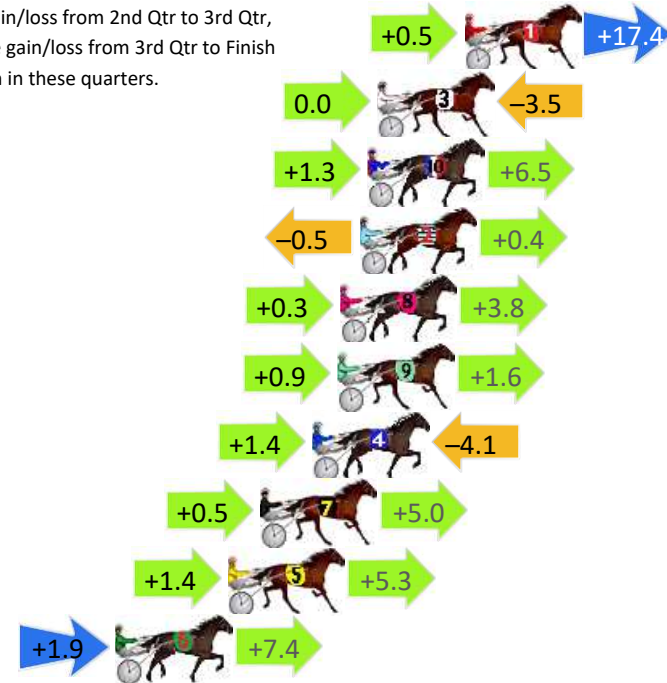
Gross Time: 2:41.50 MileRate: 2:00.90 LeadTime: 41.00s First Qtr: 31.00s Second Qtr: 31.70s Third Qtr: 29.30s Fourth Qtr: 28.50s

DATA TABLE: 800 / 400 Posi's are position from leader and (how wide the horse was at that position)

No	Horse	Plc	Mar	800 Posi	400 Posi	Time	3rd Qtr	4th Qt
1	THE PRIESTESS	1	0.0m	17.9m (0)	17.4m (0)	2:41.50	29.25s	27.25s
3	SIX NATIONS	2	3.5m	0.0m (0)	0.0m (0)	2:41.76	29.30s	28.76s
10	ROMANTIC NINA	3	3.9m	11.7m (1)	10.4m (2)	2:41.79	29.20s	28.04s
2	RUN FOREST RUN	4	4.2m	4.1m (0)	4.6m (0)	2:41.81	29.33s	28.48s
8	QUEEN KIZEN	5	5.0m	9.1m (0)	8.8m (0)	2:41.87	29.27s	28.24s
9	FAITH FULL	6	5.1m	7.6m (1)	6.7m (1)	2:41.88	29.23s	28.40s
4	MAC FLICK	7	6.1m	3.4m (1)	2.0m (1)	2:41.96	29.19s	28.82s
7	COCONUT MICKEY	8	8.2m	13.7m (0)	13.2m (0)	2:42.11	29.25s	28.16s
5	WATCH AND ACT	9	9.5m	16.2m (1)	14.8m (1)	2:42.21	29.18s	28.15s
6	WALLIS	10	14.0m	23.3m (0)	21.4m (1)	2:42.55	29.14s	28.01s

Finish Position and metres gained

First Arrow shows distance gain/loss from 2nd Qtr to 3rd Qtr, Second Arrow shows distance gain/loss from 3rd Qtr to Finish
Blue arrow indicates best gain in these quarters.



800

Visual positions in race at 2nd Quarter



400

Visual positions in race at 3rd Quarter



Bendigo Race 5 Distance 1650m




Saturday, 18 April 2026

Gross Time: 1:55.60 MileRate: 1:52.70 LeadTime: 2.60s First Qtr: 28.30s Second Qtr: 30.60s Third Qtr: 27.50s Fourth Qtr: 26.60s

DATA TABLE: 800 / 400 Posi's are position from leader and (how wide the horse was at that position)

No	Horse	Plc	Mar	800 Posi	400 Posi	Time	3rd Qtr	4th Qt
6	KEAYANG RENEGADE	1	0.0m	0.0m (0)	0.0m (0)	1:55.60	27.50s	26.60s
12	SANCHEZ	2	6.2m	4.4m (1)	2.7m (1)	1:56.03	27.38s	26.85s
1	INSIDER TRADING	3	12.5m	4.1m (0)	4.3m (0)	1:56.48	27.51s	27.19s
9	LILSTREPO	4	16.6m	12.0m (0)	12.9m (0)	1:56.76	27.55s	26.89s
8	DRESSED IN GOLD	5	17.2m	7.6m (0)	8.5m (0)	1:56.81	27.55s	27.24s
4	MORRIS BROWN	6	17.6m	8.6m (1)	7.6m (1)	1:56.83	27.42s	27.32s
10	ROYAL APPOINTMENT	7	22.0m	16.4m (0)	17.9m (0)	1:57.14	27.58s	26.94s
2	SPORTS NARRATOR	8	22.9m	17.6m (1)	16.1m (1)	1:57.21	27.38s	27.13s
3	MAAS BETTING AGAIN	9	23.1m	13.2m (1)	12.1m (1)	1:57.22	27.41s	27.41s
13	LOUGLE	10	26.1m	26.9m (1)	15.8m (3)	1:57.43	26.72s	27.37s
11	OZZIE CORKA	11	29.5m	22.5m (1)	12.2m (2)	1:57.67	26.78s	27.85s
7	RABADA	12	35.1m	30.0m (0)	23.5m (1)	1:58.06	27.03s	27.48s

Finish Position and metres gained



Bendigo Race 6 Distance 2150m

Saturday, 18 April 2026


Gross Time: 2:37.70 MileRate: 1:58.10 LeadTime: 39.70s First Qtr: 30.60s Second Qtr: 31.90s Third Qtr: 29.40s Fourth Qtr: 26.10s

DATA TABLE: 800 / 400 Posi's are position from leader and (how wide the horse was at that position)

No	Horse	Plc	Mar	800 Posi	400 Posi	Time	3rd Qtr	4th Qt
8	MAXNJAX	1	0.0m	4.7m (0)	4.1m (0)	2:37.70	29.34s	25.82s
9	SOAP AND BUBBLES	2	1.6m	8.8m (0)	7.7m (0)	2:37.81	29.29s	25.68s
1	CARDIGAN DAN	3	2.3m	0.0m (0)	0.0m (0)	2:37.86	29.40s	26.26s
5	CEE CEE LOU	4	12.1m	3.7m (1)	2.5m (1)	2:38.53	29.30s	26.76s
4	SERGEANT LOU	5	12.1m	8.5m (1)	7.1m (1)	2:38.53	29.27s	26.44s
2	TOORAM MAGIC	6	13.8m	12.9m (0)	11.6m (0)	2:38.65	29.26s	26.25s
3	DO IT	7	14.3m	12.6m (1)	11.2m (1)	2:38.69	29.25s	26.32s
6	BIG BAD OSSIE	8	17.2m	17.0m (1)	4.8m (2)	2:38.88	28.49s	26.95s
11	BIZZNESS CLASS	9	17.6m	17.8m (0)	16.7m (0)	2:38.91	29.25s	26.16s
10	FRUGAL FARE	10	20.1m	21.8m (1)	9.4m (2)	2:39.08	28.46s	26.83s
7	CAPTAIN PINS	11	24.4m	25.9m (1)	16.1m (1)	2:39.38	28.62s	26.67s

Finish Position and metres gained

First Arrow shows distance gain/loss from 2nd Qtr to 3rd Qtr, Second Arrow shows distance gain/loss from 3rd Qtr to Finish
Blue arrow indicates best gain in these quarters.



800

Visual positions in race at 2nd Quarter



400

Visual positions in race at 3rd Quarter



Sectional Analysis Software
Not just form | Free Trial



RISE Digital, Harness Racing Australia nor the provider accepts any responsibility for the completeness or accuracy of any of the information contained herein, and makes no representations about its suitability for any particular purpose. Users should make their own judgements about those matters and/or seek independent advice. You assume all risks associated with use of data provided on this page

www.facebook.com/PJHarnessRacing

Bendigo Race 7 Distance 2150m

Saturday, 18 April 2026



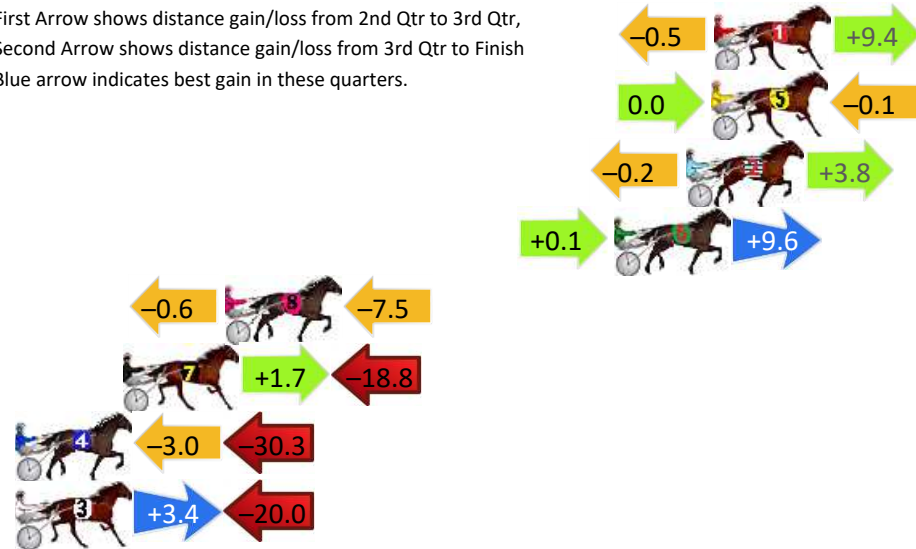
Gross Time: 2:39.30 MileRate: 1:59.20 LeadTime: 39.30s First Qtr: 31.90s Second Qtr: 30.70s Third Qtr: 28.60s Fourth Qtr: 28.80s

DATA TABLE: 800 / 400 Posi's are position from leader and (how wide the horse was at that position)

No	Horse	Plc	Mar	800 Posi	400 Posi	Time	3rd Qtr	4th Qt
1	LITTLE YANKEE	1	0.0m	8.9m (0)	9.4m (0)	2:39.30	28.64s	28.13s
5	BENNIE AND THE JETS	2	0.1m	0.0m (0)	0.0m (0)	2:39.31	28.60s	28.81s
2	KEAYANG KURKI	3	1.1m	4.7m (0)	4.9m (0)	2:39.38	28.62s	28.53s
6	NEPHEW OF SONOKO	4	4.0m	13.7m (0)	13.6m (0)	2:39.60	28.60s	28.13s
8	AVANT GUARD	5	19.6m	11.5m (1)	12.1m (1)	2:40.78	28.64s	29.42s
7	QUIRKY CHARACTER	6	23.7m	6.6m (1)	4.9m (2)	2:41.09	28.48s	30.24s
4	ALDEBARAN BROOKE	7	34.7m	1.4m (1)	4.4m (1)	2:41.92	28.81s	31.11s
3	OUR MARVELLA	8	43.8m	27.2m (0)	23.8m (0)	2:42.61	28.37s	30.41s

Finish Position and metres gained

First Arrow shows distance gain/loss from 2nd Qtr to 3rd Qtr, Second Arrow shows distance gain/loss from 3rd Qtr to Finish
Blue arrow indicates best gain in these quarters.



Visual positions in race at 2nd Quarter

Visual positions in race at 3rd Quarter

Bendigo Race 8 Distance 1650m

Saturday, 18 April 2026


Gross Time: 1:54.30 MileRate: 1:51.50 LeadTime: 2.70s First Qtr: 26.90s Second Qtr: 29.20s Third Qtr: 27.10s Fourth Qtr: 28.40s

DATA TABLE: 800 / 400 Posi's are position from leader and (how wide the horse was at that position)

No	Horse	Plc	Mar	800 Posi	400 Posi	Time	3rd Qtr	4th Qt
5	CALEXICO	1	0.0m	3.7m (0)	4.6m (0)	1:54.30	27.17s	28.08s
7	OLIVER DAN	2	1.7m	0.3m (1)	0.0m (1)	1:54.43	27.08s	28.53s
2	HES NO ROMEO	3	2.5m	8.0m (0)	9.0m (0)	1:54.49	27.18s	27.97s
6	OUR LUCIANO	4	2.6m	0.0m (0)	0.3m (0)	1:54.49	27.12s	28.57s
1	CLYMENUS	5	7.8m	12.8m (0)	12.9m (0)	1:54.88	27.13s	28.09s
4	WESTERN SONADOR	6	12.9m	4.8m (1)	7.3m (1)	1:55.26	27.28s	28.86s
3	KOSIMO	7	14.4m	8.5m (1)	10.3m (2)	1:55.37	27.24s	28.76s

Finish Position and metres gained

First Arrow shows distance gain/loss from 2nd Qtr to 3rd Qtr, Second Arrow shows distance gain/loss from 3rd Qtr to Finish
Blue arrow indicates best gain in these quarters.



800

Visual positions in race at 2nd Quarter



400

Visual positions in race at 3rd Quarter



Bendigo Race 9 Distance 2150m

Saturday, 18 April 2026


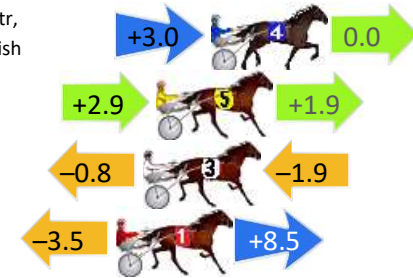
Gross Time: 2:41.00 MileRate: 2:00.50 LeadTime: 39.80s First Qtr: 31.00s Second Qtr: 31.80s Third Qtr: 29.80s Fourth Qtr: 28.60s

DATA TABLE: 800 / 400 Posi's are position from leader and (how wide the horse was at that position)


NoHorse	Plc	Mar	800 Posi	400 Posi	Time	3rd Qtr	4th Qt
4 JILLIBY AURA	1	0.0m	3.0m (1)	0.0m (1)	2:41.00	29.58s	28.60s
5 IJUSTCANTSEEIT	2	2.2m	7.0m (1)	4.1m (1)	2:41.17	29.58s	28.47s
3 IM HAVINTOTROT	3	2.7m	0.0m (0)	0.8m (0)	2:41.20	29.86s	28.74s
1 ALDEBARAN ADA	4	3.8m	8.8m (0)	12.3m (0)	2:41.29	30.04s	28.00s
2 MOONSHINE LOUIE	5	58.5m	4.7m (0)	6.3m (0)	2:45.39	29.91s	32.53s
6 HOWDY MATE	6	124.5m	11.1m (1)	82.3m (1)	2:50.35	34.95s	31.98s

Finish Position and metres gained

First Arrow shows distance gain/loss from 2nd Qtr to 3rd Qtr, Second Arrow shows distance gain/loss from 3rd Qtr to Finish. Blue arrow indicates best gain in these quarters.



Visual positions in race at 2nd Quarter



Visual positions in race at 3rd Quarter

