

Bendigo Race 1 Distance 1650m

Wednesday, 17 June 2026



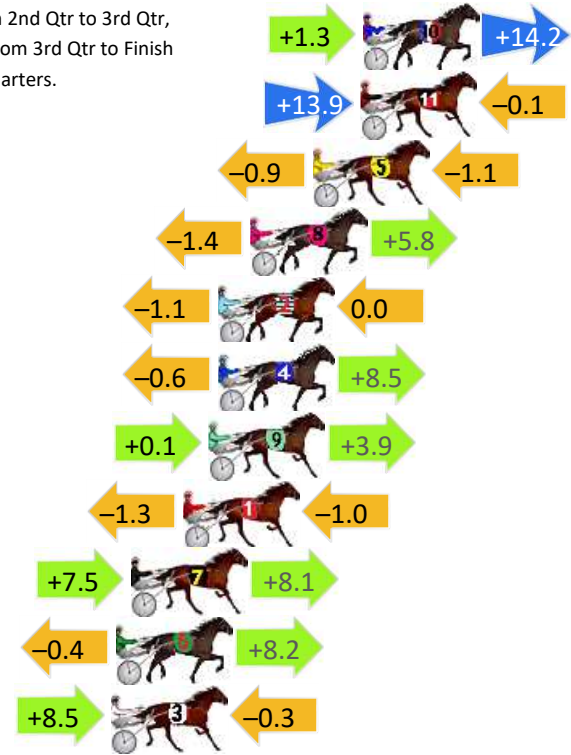
Gross Time: 1:56.50 MileRate: 1:53.60 LeadTime: 2.80s First Qtr: 27.70s Second Qtr: 30.40s Third Qtr: 27.30s Fourth Qtr: 28.30s

DATA TABLE: 800 / 400 Posi's are position from leader and (how wide the horse was at that position)

No	Horse	Plc	Mar	800 Posi	400 Posi	Time	3rd Qtr	4th Qt
10	OKANUI BEACH	1	0.0m	15.5m (1)	14.2m (2)	1:56.50	27.23s	27.32s
11	TELERN LOFTY	2	0.1m	13.9m (2)	0.0m (1)	1:56.51	26.36s	28.31s
5	QUATRO MOTH	3	2.0m	0.0m (0)	0.9m (0)	1:56.65	27.36s	28.39s
8	TIVOLI	4	4.5m	8.9m (0)	10.3m (0)	1:56.83	27.41s	27.92s
2	LINE DANCE	5	5.8m	4.7m (1)	5.8m (1)	1:56.93	27.38s	28.33s
4	NUGGET ROGERS	6	5.8m	13.7m (0)	14.3m (0)	1:56.93	27.36s	27.74s
9	KATUNGA EXPRESS	7	6.2m	10.2m (1)	10.1m (1)	1:56.96	27.31s	28.06s
1	REIGN EM IN	8	7.2m	4.9m (0)	6.2m (0)	1:57.04	27.40s	28.41s
7	KING SAINT	9	9.3m	24.9m (1)	17.4m (1)	1:57.19	26.81s	27.79s
6	MONTANA PRIDE	10	9.9m	17.7m (0)	18.1m (0)	1:57.24	27.35s	27.79s
3	ASSIGNED	11	10.1m	18.3m (2)	9.8m (2)	1:57.25	26.74s	28.37s

Finish Position and metres gained

First Arrow shows distance gain/loss from 2nd Qtr to 3rd Qtr, Second Arrow shows distance gain/loss from 3rd Qtr to Finish. Blue arrow indicates best gain in these quarters.



Bendigo Race 2 Distance 2150m

Wednesday, 17 June 2026


Gross Time: 2:40.40 MileRate: 2:00.00 LeadTime: 38.40s First Qtr: 32.80s Second Qtr: 31.80s Third Qtr: 28.50s Fourth Qtr: 28.90s

DATA TABLE: 800 / 400 Posi's are position from leader and (how wide the horse was at that position)

No	Horse	Plc	Mar	800 Posi	400 Posi	Time	3rd Qtr	4th Qt
1	ELLEEGANT LANE	1	0.0m	4.2m (0)	4.4m (0)	2:40.40	28.51s	28.59s
4	PRECIOUS BELLE	2	0.1m	14.4m (1)	9.4m (2)	2:40.41	28.15s	28.24s
5	DOT BALL	3	0.8m	11.9m (2)	5.8m (2)	2:40.46	28.07s	28.55s
3	FINAL BOW	4	2.9m	0.0m (0)	0.3m (0)	2:40.62	28.52s	29.10s
9	TASMA FLASH	5	5.4m	7.2m (2)	1.3m (2)	2:40.81	28.08s	29.22s
11	MAJOR MAURIE	6	5.5m	12.7m (0)	12.2m (0)	2:40.82	28.47s	28.45s
8	ICANMOTOR	7	6.3m	8.5m (0)	8.3m (0)	2:40.88	28.49s	28.79s
2	MEGAWATTS	8	6.7m	10.2m (1)	8.6m (1)	2:40.91	28.39s	28.80s
10	KIMCHI	9	9.3m	1.3m (1)	0.0m (1)	2:41.11	28.41s	29.61s
7	MYNAMEISRUBY	10	10.2m	17.5m (0)	14.0m (1)	2:41.17	28.26s	28.67s
6	ALCATRAZ GIRL	11	12.7m	5.5m (1)	4.2m (1)	2:41.36	28.41s	29.56s

Finish Position and metres gained

First Arrow shows distance gain/loss from 2nd Qtr to 3rd Qtr, Second Arrow shows distance gain/loss from 3rd Qtr to Finish
Blue arrow indicates best gain in these quarters.



800

Visual positions in race at 2nd Quarter



400

Visual positions in race at 3rd Quarter



Bendigo Race 3 Distance 1650m

Wednesday, 17 June 2026

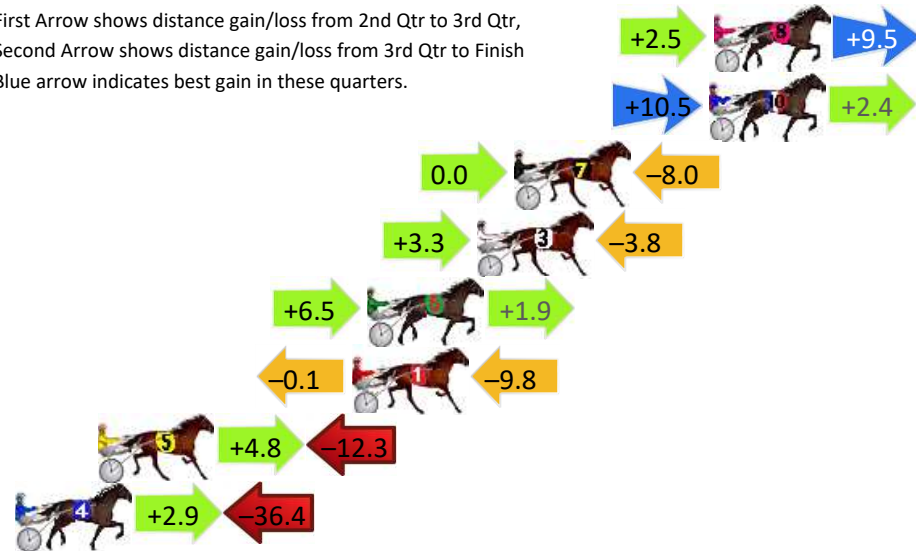
Gross Time: 1:59.30 MileRate: 1:56.40 LeadTime: 2.80s First Qtr: 27.50s Second Qtr: 31.10s Third Qtr: 29.20s Fourth Qtr: 28.70s

DATA TABLE: 800 / 400 Posi's are position from leader and (how wide the horse was at that position)

NoHorse	Plc	Mar	800 Posi	400 Posi	Time	3rd Qtr	4th Qt
8 ONECROWDEDHOUR	1	0.0m	12.0m (0)	9.5m (1)	1:59.30	29.01s	28.02s
10 VERY TEMPTING	2	0.2m	13.1m (1)	2.6m (2)	1:59.32	28.44s	28.53s
7 FAKE COLLECTION	3	8.0m	0.0m (0)	0.0m (0)	1:59.90	29.20s	29.30s
3 TOPZAVSKI	4	9.5m	9.0m (1)	5.7m (1)	2:00.02	28.96s	29.01s
6 LAVADA GOLD	5	13.9m	22.3m (1)	15.8m (0)	2:00.35	28.72s	28.61s
1 JERSEY SAM	6	14.5m	4.6m (0)	4.7m (0)	2:00.39	29.21s	29.45s
5 HESTON CASH	7	24.7m	17.2m (1)	12.4m (2)	2:01.16	28.84s	29.67s
4 STANDANDELIVER	8	37.9m	4.4m (1)	1.5m (1)	2:02.16	28.99s	31.45s

Finish Position and metres gained

First Arrow shows distance gain/loss from 2nd Qtr to 3rd Qtr, Second Arrow shows distance gain/loss from 3rd Qtr to Finish
Blue arrow indicates best gain in these quarters.



8
0
0

Visual positions in race at 2nd Quarter



4
0
0

Visual positions in race at 3rd Quarter



Bendigo Race 4 Distance 1650m

Wednesday, 17 June 2026


Gross Time: 1:58.50 MileRate: 1:55.50 LeadTime: 2.80s First Qtr: 27.80s Second Qtr: 30.80s Third Qtr: 28.90s Fourth Qtr: 28.20s

DATA TABLE: 800 / 400 Posi's are position from leader and (how wide the horse was at that position)

No	Horse	Plc	Mar	800 Posi	400 Posi	Time	3rd Qtr	4th Qt
2	BETTORSWEETVICTORY	1	0.0m	0.0m (0)	0.0m (0)	1:58.50	28.90s	28.20s
9	BLUE CANNON	2	7.1m	7.2m (1)	4.1m (1)	1:59.03	28.67s	28.44s
4	FAVOURITEHIGHLIGHT	3	9.4m	2.5m (1)	0.4m (1)	1:59.20	28.75s	28.87s
5	METRO MEMORY	4	14.9m	10.9m (1)	8.6m (1)	1:59.60	28.73s	28.69s
6	BRIGHTLY BLAZE	5	15.4m	15.6m (1)	8.5m (2)	1:59.64	28.38s	28.74s
7	MYRTLE MAY	6	15.7m	17.0m (2)	3.8m (2)	1:59.66	27.95s	29.09s
8	LETS WENT	7	19.6m	13.2m (0)	13.4m (0)	1:59.95	28.90s	28.70s
1	TOPHUT JOHNY	8	21.1m	8.8m (0)	9.2m (0)	2:00.06	28.92s	29.11s
3	POLLY PEACHUM	9	22.1m	4.6m (0)	4.9m (0)	2:00.14	28.92s	29.49s

Finish Position and metres gained

First Arrow shows distance gain/loss from 2nd Qtr to 3rd Qtr, Second Arrow shows distance gain/loss from 3rd Qtr to Finish
Blue arrow indicates best gain in these quarters.



800

Visual positions in race at 2nd Quarter



400

Visual positions in race at 3rd Quarter

Bendigo Race 5 Distance 2150m

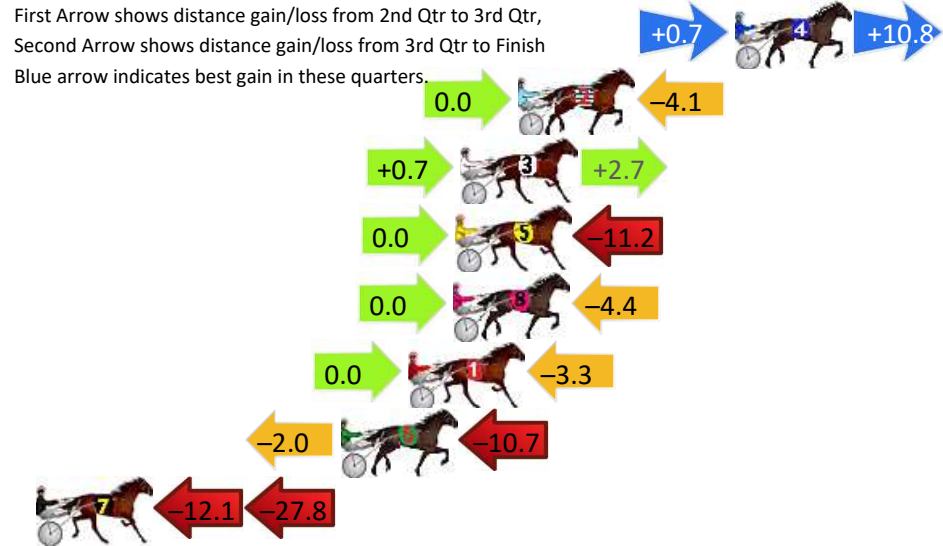
Wednesday, 17 June 2026

Gross Time: 2:40.70 MileRate: 2:00.30 LeadTime: 42.10s First Qtr: 30.70s Second Qtr: 30.50s Third Qtr: 28.70s Fourth Qtr: 28.70s

DATA TABLE: 800 / 400 Posi's are position from leader and (how wide the horse was at that position)

No	Horse	Plc	Mar	800 Posi	400 Posi	Time	3rd Qtr	4th Qt
4	MIDNIGHT ALIBI	1	0.0m	11.5m (1)	10.8m (2)	2:40.70	28.65s	27.93s
2	BETTING ATTACK	2	8.7m	4.6m (0)	4.6m (0)	2:41.36	28.70s	29.03s
3	JUSTSOYOUKNOW	3	11.0m	14.4m (0)	13.7m (1)	2:41.53	28.65s	28.55s
5	DIAMONDONTHEROCKS	4	11.2m	0.0m (0)	0.0m (0)	2:41.54	28.70s	29.54s
8	OPERTSER	5	11.3m	6.9m (1)	6.9m (2)	2:41.55	28.70s	29.06s
1	WICKED ONE	6	13.1m	9.8m (0)	9.8m (0)	2:41.69	28.70s	28.99s
6	IMAGUNNARESTNGO	7	15.8m	3.1m (1)	5.1m (1)	2:41.89	28.84s	29.53s
7	SUNSHINE MILLIE	8	60.0m	20.1m (0)	32.2m (0)	2:45.22	29.57s	30.92s

Finish Position and metres gained



800

Visual positions in race at 2nd Quarter



400

Visual positions in race at 3rd Quarter



Bendigo Race 6 Distance 1650m

Wednesday, 17 June 2026

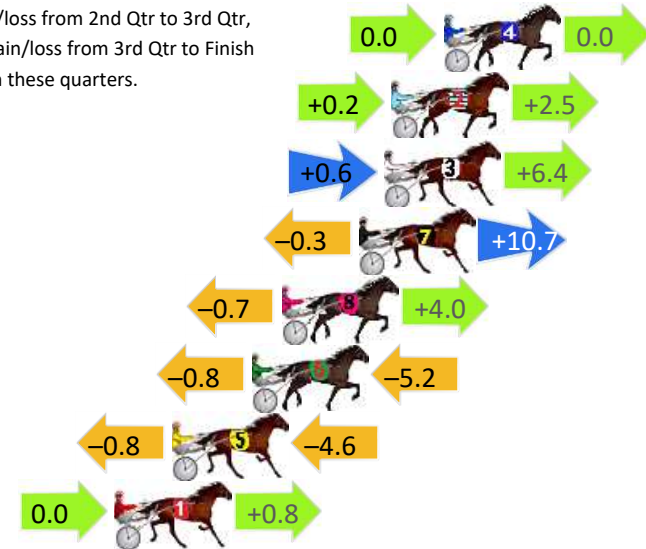
Gross Time: 2:00.00 MileRate: 1:57.00 LeadTime: 2.80s First Qtr: 29.40s Second Qtr: 30.30s Third Qtr: 28.80s Fourth Qtr: 28.70s

DATA TABLE: 800 / 400 Posi's are position from leader and (how wide the horse was at that position)

No	Horse	Plc	Mar	800 Posi	400 Posi	Time	3rd Qtr	4th Qt
4	TRYX VIXEN	1	0.0m	0.0m (0)	0.0m (0)	2:00.00	28.80s	28.70s
2	HIGHVIEW HAMMER	2	2.1m	4.8m (0)	4.6m (0)	2:00.16	28.79s	28.53s
3	WINGATE GUY	3	2.4m	9.4m (0)	8.8m (0)	2:00.18	28.76s	28.25s
7	COVERED IN GOLD	4	3.4m	13.8m (1)	14.1m (1)	2:00.26	28.82s	27.95s
8	HAPPENSTBABEACHBOY	5	6.5m	9.8m (1)	10.5m (2)	2:00.49	28.85s	28.44s
6	SHAQ	6	7.7m	1.7m (1)	2.5m (1)	2:00.58	28.86s	29.10s
5	FEAR THE POWER	7	10.9m	5.5m (1)	6.3m (2)	2:00.82	28.86s	29.07s
1	TEX GOES BANG	8	13.2m	14.0m (0)	14.0m (0)	2:00.99	28.80s	28.69s

Finish Position and metres gained

First Arrow shows distance gain/loss from 2nd Qtr to 3rd Qtr, Second Arrow shows distance gain/loss from 3rd Qtr to Finish Blue arrow indicates best gain in these quarters.



8
0
0

Visual positions in race at 2nd Quarter



4
0
0

Visual positions in race at 3rd Quarter

