

Bendigo Race 1 Distance 2150m

Wednesday, 14 August 2024

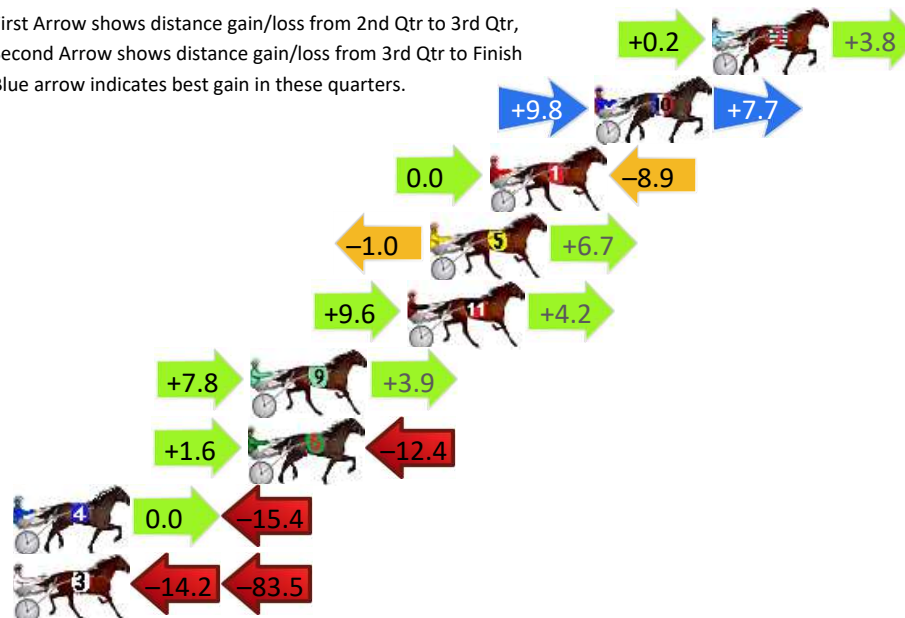
Gross Time: 2:34.30 MileRate: 1:55.50 LeadTime: 36.70s First Qtr: 30.50s Second Qtr: 29.70s Third Qtr: 28.70s Fourth Qtr: 28.70s

DATA TABLE: 800 / 400 Posi's are position from leader and (how wide the horse was at that position)

No	Horse	Plc	Mar	800 Posi	400 Posi	Time	3rd Qtr	4th Qt
2	MADAM REACTOR	1	0.0m	4.0m (0)	3.8m (1)	2:34.30	28.69s	28.43s
10	KATHYS FREE	2	4.7m	22.2m (1)	12.4m (2)	2:34.65	28.00s	28.15s
1	BUS STOP	3	8.9m	0.0m (0)	0.0m (0)	2:34.97	28.70s	29.34s
5	LILS NIGHTMARE	4	11.3m	17.0m (1)	18.0m (0)	2:35.15	28.77s	28.22s
11	BELLA DANZA	5	12.2m	26.0m (1)	16.4m (2)	2:35.22	28.02s	28.40s
9	DOUGS FLAME	6	18.5m	30.2m (1)	22.4m (2)	2:35.69	28.14s	28.42s
6	SLICE OF CHEDDAR	7	18.6m	7.8m (0)	6.2m (2)	2:35.70	28.59s	29.58s
4	NINEDOLLA TOASTIE	8	28.0m	12.6m (1)	12.6m (1)	2:36.41	28.70s	29.80s
3	BANDIT EYES	9	106.3m	8.6m (1)	22.8m (0)	2:42.31	29.71s	34.66s

Finish Position and metres gained

First Arrow shows distance gain/loss from 2nd Qtr to 3rd Qtr,
Second Arrow shows distance gain/loss from 3rd Qtr to Finish
Blue arrow indicates best gain in these quarters.



800

Visual positions in race at 2nd Quarter



400

Visual positions in race at 3rd Quarter



Powered by



Harness Analyser

Sectional Analysis Software

Not just form | Free Trial

www.facebook.com/PJHarnessRacing



RISE Digital, Harness Racing Australia nor the provider accepts any responsibility for the completeness or accuracy of any of the information contained herein, and makes no representations about its suitability for any particular purpose. Users should make their own judgements about those matters and/or seek independent advice. You assume all risks associated with use of data provided on this page

Bendigo Race 2 Distance 1650m

Wednesday, 14 August 2024

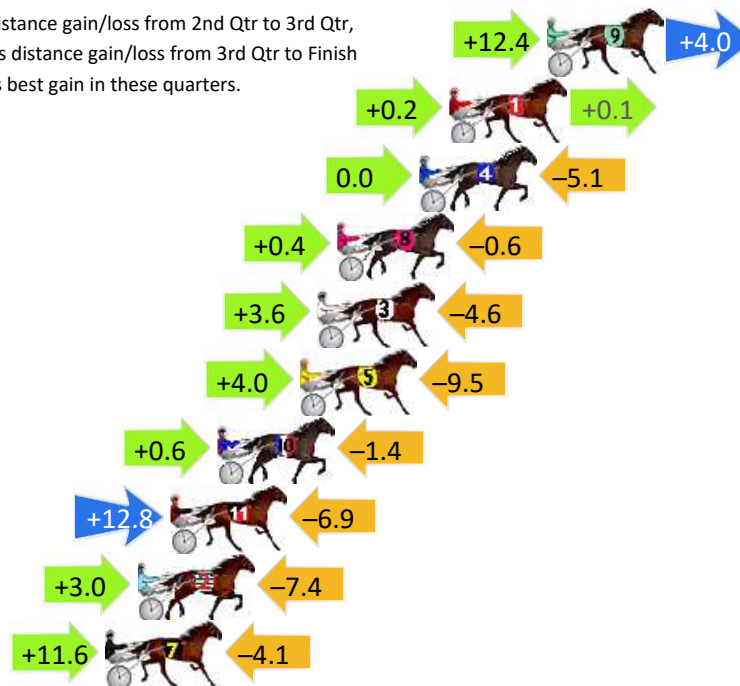
Gross Time: 1:58.60 MileRate: 1:55.60 LeadTime: 2.90s First Qtr: 28.10s Second Qtr: 31.00s Third Qtr: 29.20s Fourth Qtr: 27.40s

DATA TABLE: 800 / 400 Posi's are position from leader and (how wide the horse was at that position)

No	Horse	Plc	Mar	800 Posi	400 Posi	Time	3rd Qtr	4th Qt
9	HES LETHAL	1	0.0m	16.4m (1)	4.0m (2)	1:58.60	28.32s	27.13s
1	AIM TO PLEASE	2	3.9m	4.2m (0)	4.0m (0)	1:58.88	29.19s	27.39s
4	VINCE LOMBARDI	3	5.1m	0.0m (0)	0.0m (0)	1:58.97	29.21s	27.75s
8	KRAFTY CANDY	4	8.4m	8.2m (0)	7.8m (0)	1:59.21	29.17s	27.44s
3	KITSUNE	5	9.2m	8.2m (1)	4.6m (1)	1:59.26	28.96s	27.71s
5	FREMONT STREET	6	9.9m	4.4m (1)	0.4m (1)	1:59.31	28.94s	28.05s
10	KIMCANDO	7	13.2m	12.4m (0)	11.8m (0)	1:59.55	29.16s	27.50s
11	SOPHIES SCOOTER	8	15.1m	21.0m (1)	8.2m (2)	1:59.69	28.31s	27.87s
2	ATOMIC GLORY	9	16.4m	12.0m (1)	9.0m (1)	1:59.78	29.01s	27.90s
7	INDI AIR TONIGHT	10	17.7m	25.2m (1)	13.6m (2)	1:59.88	28.39s	27.68s

Finish Position and metres gained

First Arrow shows distance gain/loss from 2nd Qtr to 3rd Qtr,
Second Arrow shows distance gain/loss from 3rd Qtr to Finish
Blue arrow indicates best gain in these quarters.



Visual positions in race at 2nd Quarter

800



Visual positions in race at 3rd Quarter

400



Powered by



Harness Analyser

Sectional Analysis Software

Not just form | Free Trial

www.facebook.com/PJHarnessRacing



RISE Digital, Harness Racing Australia nor the provider accepts any responsibility for the completeness or accuracy of any of the information contained herein, and makes no representations about its suitability for any particular purpose. Users should make their own judgements about those matters and/or seek independent advice. You assume all risks associated with use of data provided on this page

Bendigo Race 3 Distance 1650m

Wednesday, 14 August 2024


Gross Time: 1:59.20 MileRate: 1:56.20 LeadTime: 2.90s First Qtr: 28.30s Second Qtr: 30.10s Third Qtr: 28.60s Fourth Qtr: 29.30s

DATA TABLE: 800 / 400 Posi's are position from leader and (how wide the horse was at that position)

No	Horse	Plc	Mar	800 Posi	400 Posi	Time	3rd Qtr	4th Qt
6	APACHE PLUME	1	0.0m	0.0m (0)	0.0m (0)	1:59.20	28.60s	29.30s
1	MARLO MAREAU	2	0.4m	9.0m (0)	10.2m (0)	1:59.23	28.69s	28.59s
3	ANAKIN	3	1.4m	13.4m (1)	9.2m (2)	1:59.31	28.30s	28.73s
5	TREACHEROUS JEWEL	4	2.3m	8.2m (1)	6.6m (1)	1:59.38	28.49s	28.99s
10	MAJORS CREEK	5	3.6m	17.6m (1)	13.4m (2)	1:59.48	28.31s	28.59s
11	VILLAROCK	6	6.6m	4.0m (1)	2.2m (1)	1:59.71	28.47s	29.62s
4	MY UPTOWN GIRL	7	8.1m	4.0m (0)	5.8m (0)	1:59.82	28.73s	29.47s
2	ONE LAST BELLE	8	8.6m	22.6m (0)	21.0m (0)	1:59.86	28.50s	28.40s
8	SNEAKY PHILTRA	9	12.6m	18.2m (0)	15.4m (0)	2:00.17	28.40s	29.10s
9	MY DIAMOND	10	53.0m	22.4m (1)	25.8m (1)	2:03.27	28.82s	31.28s

Finish Position and metres gained

First Arrow shows distance gain/loss from 2nd Qtr to 3rd Qtr, Second Arrow shows distance gain/loss from 3rd Qtr to Finish Blue arrow indicates best gain in these quarters.



800

Visual positions in race at 2nd Quarter



400

Visual positions in race at 3rd Quarter



Powered by



Harness Analyser

Sectional Analysis Software

Not just form | Free Trial

www.facebook.com/PJHarnessRacing



RISE Digital, Harness Racing Australia nor the provider accepts any responsibility for the completeness or accuracy of any of the information contained herein, and makes no representations about its suitability for any particular purpose. Users should make their own judgements about those matters and/or seek independent advice. You assume all risks associated with use of data provided on this page

Bendigo Race 4 Distance 1650m

Wednesday, 14 August 2024

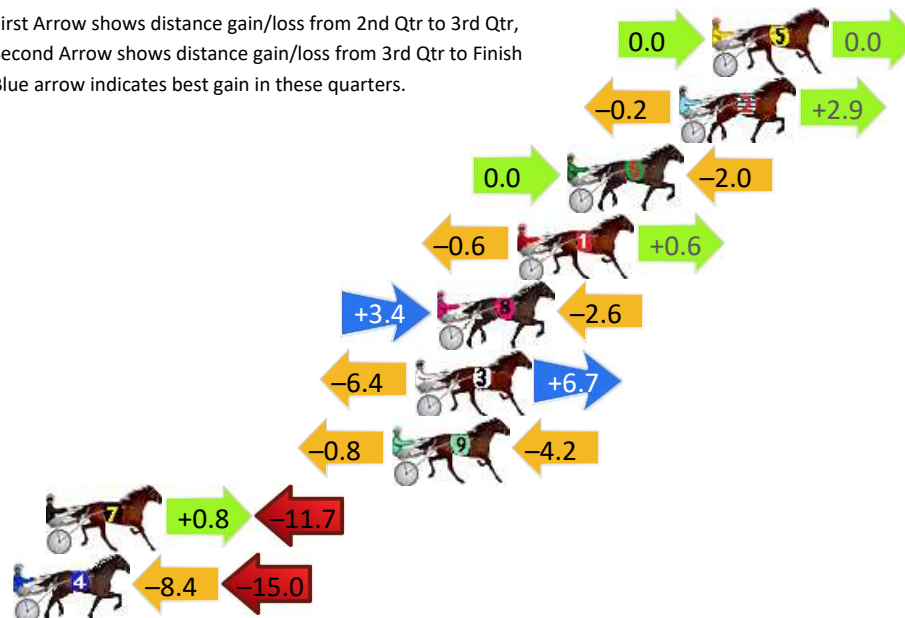
Gross Time: 1:58.60 MileRate: 1:55.70 LeadTime: 3.00s First Qtr: 27.70s Second Qtr: 31.80s Third Qtr: 28.10s Fourth Qtr: 28.00s

DATA TABLE: 800 / 400 Posi's are position from leader and (how wide the horse was at that position)

NoHorse	Plc	Mar	800 Posi	400 Posi	Time	3rd Qtr	4th Qt
5 OZZIE GEM	1	0.0m	0.0m (0)	0.0m (0)	1:58.60	28.10s	28.00s
2 WICKED HANGOVER	2	1.3m	4.0m (0)	4.2m (0)	1:58.70	28.11s	27.80s
6 OZZIE CORKA	3	5.8m	3.8m (1)	3.8m (1)	1:59.03	28.10s	28.14s
1 THINKFAST RUNFAST	4	7.8m	7.8m (0)	8.4m (0)	1:59.17	28.14s	27.96s
8 INSIDER TRADING	5	11.0m	11.8m (1)	8.4m (1)	1:59.41	27.86s	28.18s
3 SOHO PLAYGIRL	6	11.9m	12.2m (0)	18.6m (0)	1:59.48	28.55s	27.53s
9 IDEAL MOTH	7	12.8m	7.8m (1)	8.6m (2)	1:59.54	28.16s	28.29s
7 THE VILLAIN	8	26.7m	15.8m (2)	15.0m (2)	2:00.57	28.05s	28.81s
4 TRY CATCHING ME	9	39.6m	16.2m (1)	24.6m (1)	2:01.51	28.69s	29.04s

Finish Position and metres gained

First Arrow shows distance gain/loss from 2nd Qtr to 3rd Qtr,
Second Arrow shows distance gain/loss from 3rd Qtr to Finish
Blue arrow indicates best gain in these quarters.



Visual positions in race at 2nd Quarter



Visual positions in race at 3rd Quarter

Bendigo Race 5 Distance 1650m

Wednesday, 14 August 2024

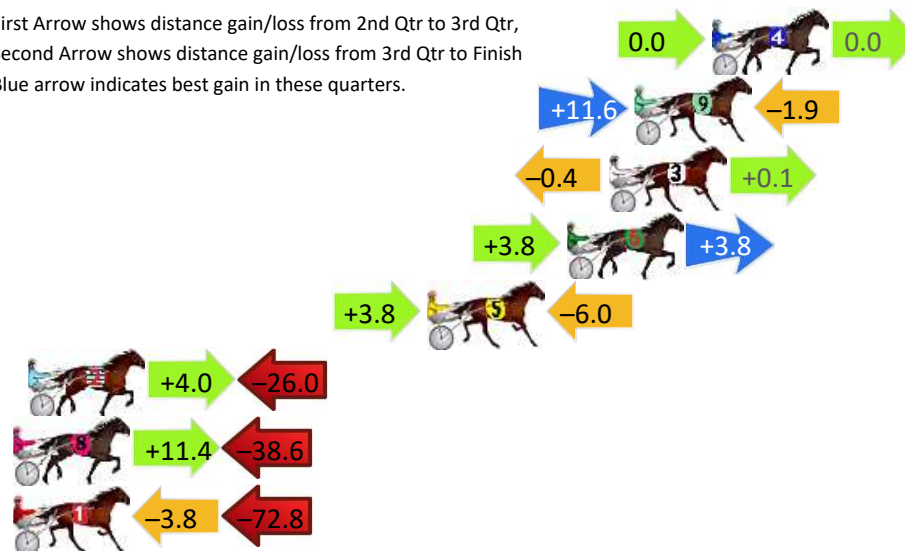
Gross Time: 2:02.20 MileRate: 1:59.20 LeadTime: 2.90s First Qtr: 28.70s Second Qtr: 32.10s Third Qtr: 29.70s Fourth Qtr: 28.80s

DATA TABLE: 800 / 400 Posi's are position from leader and (how wide the horse was at that position)

NoHorse	Plc	Mar	800 Posi	400 Posi	Time	3rd Qtr	4th Qt
4 MAJESTIC GA GA	1	0.0m	0.0m (0)	0.0m (0)	2:02.20	29.70s	28.80s
9 CABIN CREW	2	3.1m	12.8m (2)	1.2m (2)	2:02.43	28.86s	28.94s
3 AMALIA PEARL	3	4.1m	3.8m (0)	4.2m (0)	2:02.51	29.73s	28.79s
6 SILVER SPOON	4	5.8m	13.4m (1)	9.6m (1)	2:02.64	29.42s	28.53s
5 LET IT BE ME	5	11.4m	9.2m (1)	5.4m (1)	2:03.06	29.43s	29.23s
2 AZALEA MAE	6	27.4m	5.4m (1)	1.4m (1)	2:04.27	29.44s	30.66s
8 TIMMY TURTLE	7	44.0m	16.8m (2)	5.4m (2)	2:05.53	28.91s	31.56s
1 DANCING SPIDER	8	86.0m	9.4m (0)	13.2m (0)	2:08.70	30.06s	34.01s

Finish Position and metres gained

First Arrow shows distance gain/loss from 2nd Qtr to 3rd Qtr,
Second Arrow shows distance gain/loss from 3rd Qtr to Finish
Blue arrow indicates best gain in these quarters.



800

Visual positions in race at 2nd Quarter



400

Visual positions in race at 3rd Quarter



Bendigo Race 6 Distance 1650m

Wednesday, 14 August 2024

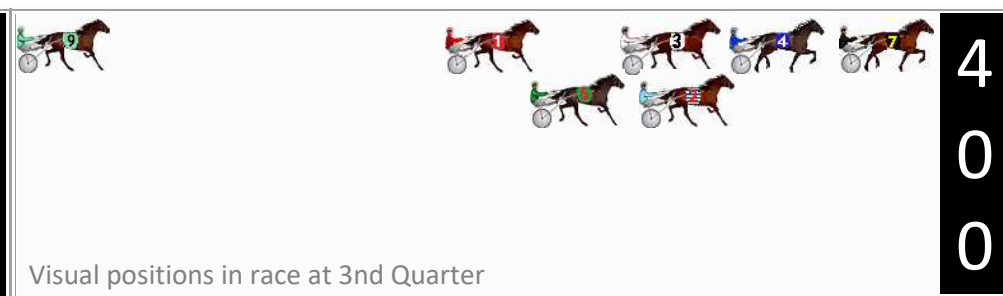

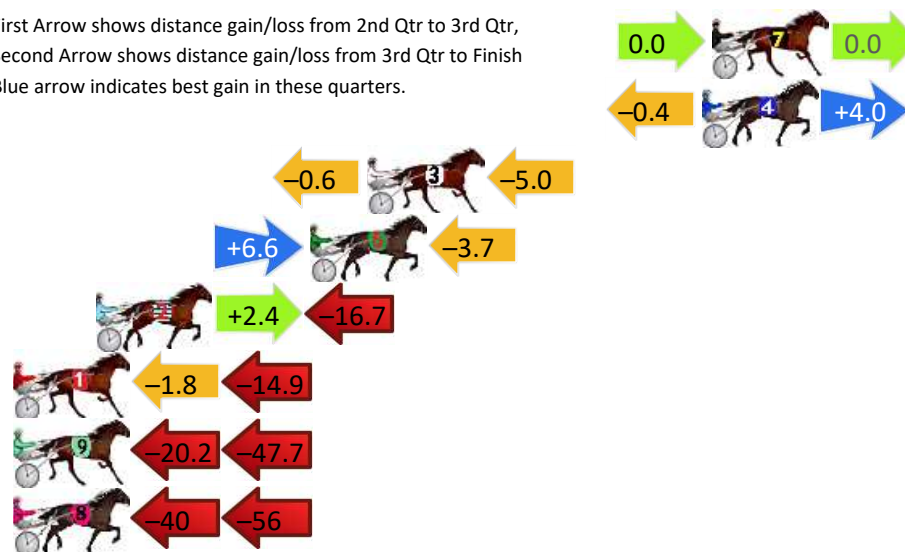
Gross Time: 2:01.40 MileRate: 1:58.40 LeadTime: 3.00s First Qtr: 29.40s Second Qtr: 30.20s Third Qtr: 29.70s Fourth Qtr: 29.10s

DATA TABLE: 800 / 400 Posi's are position from leader and (how wide the horse was at that position)

NoHorse	Plc	Mar	800 Posi	400 Posi	Time	3rd Qtr	4th Qt
7 MIDNIGHT EAGLE	1	0.0m	0.0m (0)	0.0m (0)	2:01.40	29.70s	29.10s
4 JACK SPRAT	2	0.4m	4.0m (0)	4.4m (0)	2:01.43	29.73s	28.81s
3 THATS YOUR OPINION	3	13.8m	8.2m (0)	8.8m (0)	2:02.45	29.75s	29.46s
6 DONA AMALIA	4	16.1m	19.0m (1)	12.4m (1)	2:02.63	29.22s	29.37s
2 JACKOFALLTRADES	5	24.7m	10.4m (1)	8.0m (1)	2:03.29	29.54s	30.31s
1 ALDEBARAN ELEKTRA	6	30.7m	14.0m (0)	15.8m (0)	2:03.74	29.84s	30.18s
9 BLACKRANGE GLORY	7	82.7m	14.8m (1)	35.0m (0)	2:07.71	31.21s	32.55s
8 PICKET WIRE	8	295.3m	200.0m (0)	240.0m (0)	2:23.94	32.66s	33.10s

Finish Position and metres gained

First Arrow shows distance gain/loss from 2nd Qtr to 3rd Qtr,
Second Arrow shows distance gain/loss from 3rd Qtr to Finish
Blue arrow indicates best gain in these quarters.



Bendigo Race 7 Distance 2150m

Wednesday, 14 August 2024



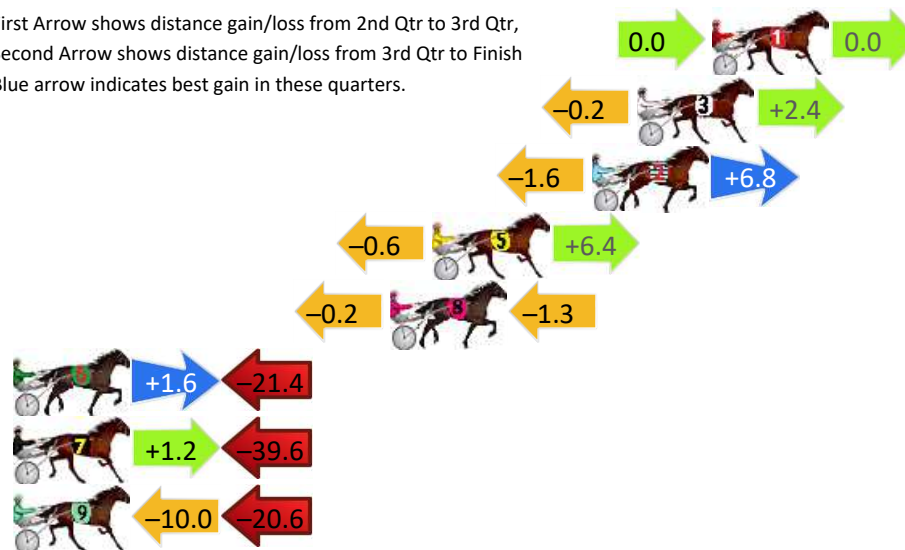
Gross Time: 2:40.50 MileRate: 2:00.10 LeadTime: 38.50s First Qtr: 32.30s Second Qtr: 30.60s Third Qtr: 29.70s Fourth Qtr: 29.40s

DATA TABLE: 800 / 400 Posi's are position from leader and (how wide the horse was at that position)

No	Horse	Plc	Mar	800 Posi	400 Posi	Time	3rd Qtr	4th Qt
1	THE CHOOK	1	0.0m	0.0m (0)	0.0m (0)	2:40.50	29.70s	29.40s
3	MISS FRANCENE	2	3.0m	5.2m (0)	5.4m (0)	2:40.73	29.71s	29.22s
2	BLACK AND GOLD	3	4.8m	10.0m (0)	11.6m (0)	2:40.87	29.82s	28.90s
5	PARTYTIME	4	11.2m	17.0m (1)	17.6m (0)	2:41.36	29.74s	28.93s
8	SISTA EVARISTA	5	12.9m	11.4m (1)	11.6m (1)	2:41.49	29.72s	29.50s
6	BULLAPARK BENO	6	45.0m	25.2m (1)	23.6m (0)	2:43.97	29.59s	30.96s
7	AT THE DISTANCE	7	59.4m	21.0m (1)	19.8m (1)	2:45.08	29.63s	32.29s
9	MONTANA CHEVELLE	8	100.6m	70.0m (0)	80.0m (0)	2:48.26	30.44s	30.91s

Finish Position and metres gained

First Arrow shows distance gain/loss from 2nd Qtr to 3rd Qtr,
Second Arrow shows distance gain/loss from 3rd Qtr to Finish
Blue arrow indicates best gain in these quarters.



Bendigo Race 8 Distance 1650m

Wednesday, 14 August 2024

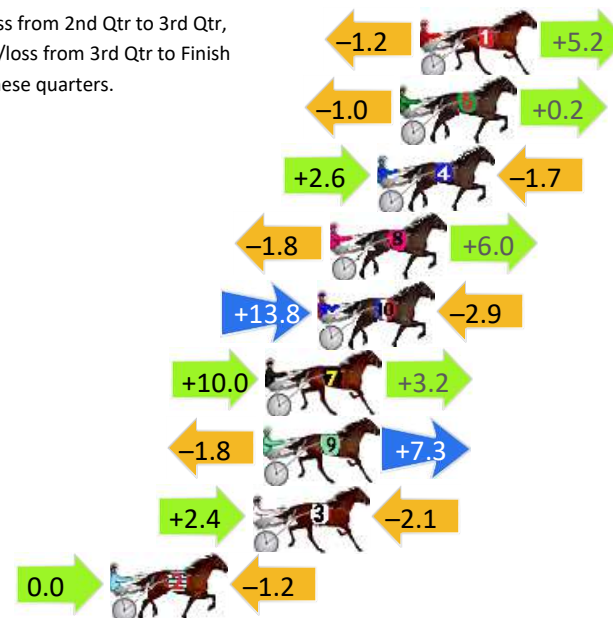
Gross Time: 1:58.30 MileRate: 1:55.40 LeadTime: 2.80s First Qtr: 27.90s Second Qtr: 31.20s Third Qtr: 29.00s Fourth Qtr: 27.40s

DATA TABLE: 800 / 400 Posi's are position from leader and (how wide the horse was at that position)

NoHorse	Plc	Mar	800 Posi	400 Posi	Time	3rd Qtr	4th Qt
1 MARTY THE MARTIAN	1	0.0m	4.0m (0)	5.2m (0)	1:58.30	29.07s	27.05s
6 OZZIE PUNTA	2	0.8m	0.0m (0)	1.0m (0)	1:58.36	29.07s	27.39s
4 RAKAJED	3	1.7m	2.6m (1)	0.0m (1)	1:58.42	28.82s	27.52s
8 WENDYS WISH	4	3.6m	7.8m (0)	9.6m (0)	1:58.56	29.11s	26.99s
10 ROCKNROLL WALLA	5	4.1m	15.0m (1)	1.2m (2)	1:58.60	28.04s	27.60s
7 MONGIANA	6	6.2m	19.4m (1)	9.4m (2)	1:58.75	28.29s	27.18s
9 ALBY TWO CHAINS	7	6.3m	11.8m (0)	13.6m (0)	1:58.75	29.11s	26.90s
3 OUTBACK QUEENIE	8	6.7m	7.0m (1)	4.6m (1)	1:58.78	28.84s	27.54s
2 RISE ABOVE ALL	9	12.4m	11.2m (1)	11.2m (1)	1:59.19	29.00s	27.48s

Finish Position and metres gained

First Arrow shows distance gain/loss from 2nd Qtr to 3rd Qtr,
Second Arrow shows distance gain/loss from 3rd Qtr to Finish
Blue arrow indicates best gain in these quarters.



800

Visual positions in race at 2nd Quarter



400

Visual positions in race at 3rd Quarter



Powered by



Harness Analyser

Sectional Analysis Software

Not just form | Free Trial

www.facebook.com/PJHarnessRacing



RISE Digital, Harness Racing Australia nor the provider accepts any responsibility for the completeness or accuracy of any of the information contained herein, and makes no representations about its suitability for any particular purpose. Users should make their own judgements about those matters and/or seek independent advice. You assume all risks associated with use of data provided on this page

Bendigo Race 9 Distance 2150m

Wednesday, 14 August 2024

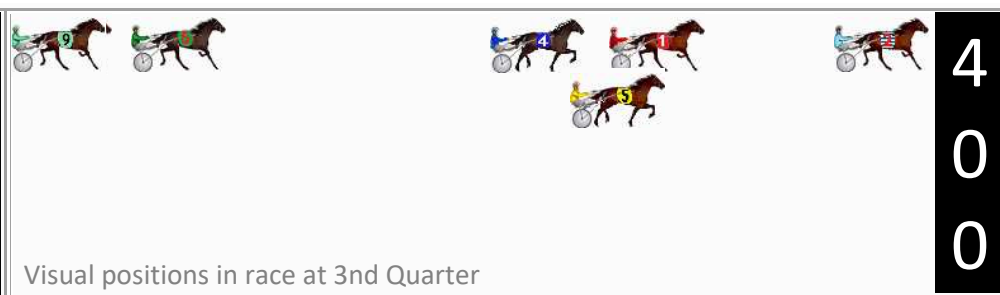

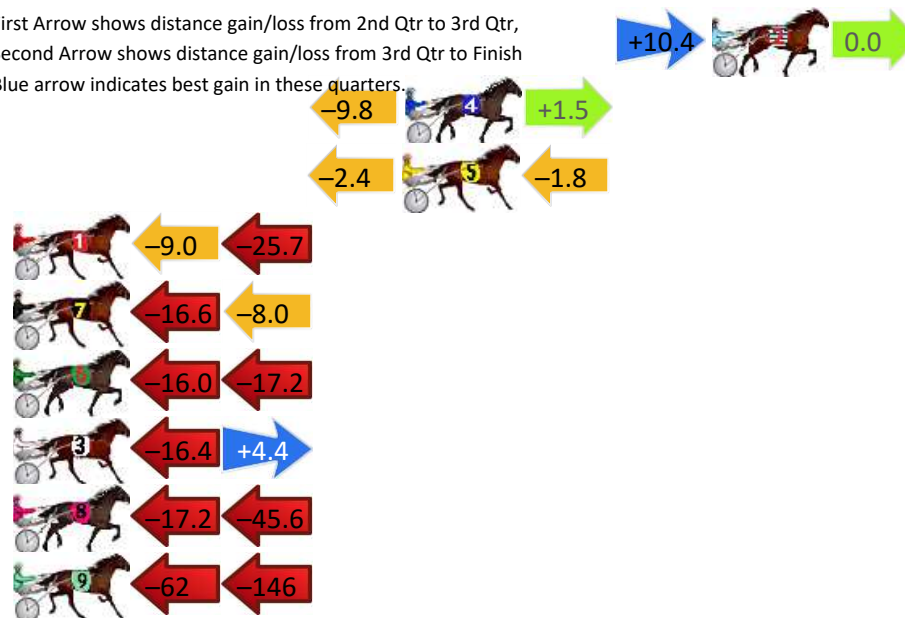
Gross Time: 2:43.50 MileRate: 2:02.40 LeadTime: 41.10s First Qtr: 31.30s Second Qtr: 31.10s Third Qtr: 30.10s Fourth Qtr: 29.90s

DATA TABLE: 800 / 400 Posi's are position from leader and (how wide the horse was at that position)

No	Horse	Plc	Mar	800 Posi	400 Posi	Time	3rd Qtr	4th Qt
2	CUBAN FOLLY	1	0.0m	10.4m (2)	0.0m (0)	2:43.50	29.32s	29.90s
4	NO REMORSE	2	12.3m	4.0m (0)	13.8m (0)	2:44.46	30.83s	29.79s
5	TARA TUFF	3	12.4m	8.2m (0)	10.6m (1)	2:44.47	30.28s	30.03s
1	EL UNO	4	34.7m	0.0m (0)	9.0m (0)	2:46.22	30.78s	31.81s
7	VELVETNLACE	5	42.8m	18.2m (0)	34.8m (0)	2:46.85	31.34s	30.49s
6	MADGE EGAN	6	45.4m	12.2m (0)	28.2m (0)	2:47.06	31.30s	31.18s
3	MAJESTIC CHARMA	7	50.0m	38.0m (0)	54.4m (0)	2:47.42	31.32s	29.57s
8	PETITE FOUR	8	88.4m	25.6m (0)	42.8m (0)	2:50.42	31.39s	33.29s
9	FAST HORSE	9	220.1m	13.4m (1)	75.0m (0)	3:00.74	34.73s	40.69s

Finish Position and metres gained

First Arrow shows distance gain/loss from 2nd Qtr to 3rd Qtr,
Second Arrow shows distance gain/loss from 3rd Qtr to Finish
Blue arrow indicates best gain in these quarters.



Bendigo Race 10 Distance 2150m

Wednesday, 14 August 2024


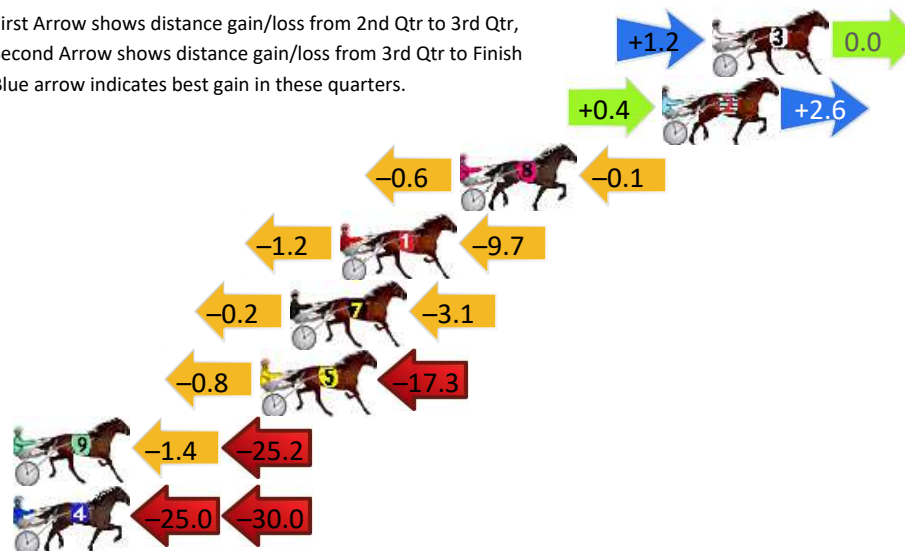
Gross Time: 2:44.60 MileRate: 2:03.20 LeadTime: 41.80s First Qtr: 32.40s Second Qtr: 30.80s Third Qtr: 30.60s Fourth Qtr: 29.00s

DATA TABLE: 800 / 400 Posi's are position from leader and (how wide the horse was at that position)

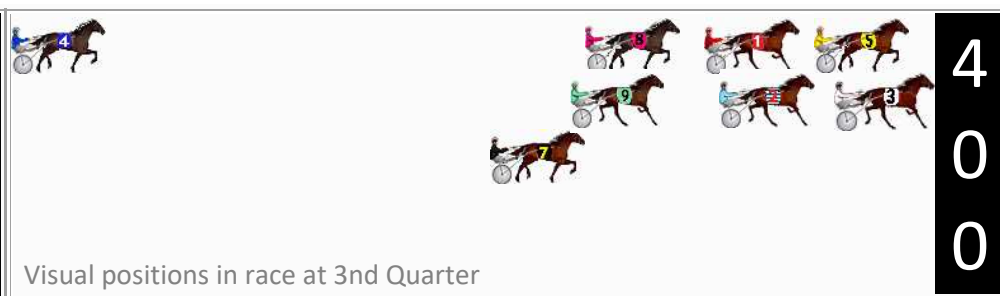
No	Horse	Plc	Mar	800 Posi	400 Posi	Time	3rd Qtr	4th Qt
3	DESTRIER	1	0.0m	1.2m (1)	0.0m (1)	2:44.60	30.51s	29.00s
2	SPANISH RIZARDO	2	2.0m	5.0m (1)	4.6m (1)	2:44.75	30.57s	28.81s
8	COL DU GRANON	3	10.1m	9.4m (0)	10.0m (0)	2:45.37	30.64s	29.01s
1	EQUAL AND OPPOSITE	4	14.9m	4.0m (0)	5.2m (0)	2:45.73	30.71s	29.70s
7	SWEET MAORI MISS	5	16.9m	13.6m (1)	13.8m (2)	2:45.89	30.62s	29.22s
5	THE NIGHTINGALE	6	18.1m	0.0m (0)	0.8m (0)	2:45.98	30.69s	30.25s
9	CASA ALBERTA	7	35.8m	9.2m (1)	10.6m (1)	2:47.32	30.75s	30.82s
4	BACARDI LOVER	8	130.0m	75.0m (0)	100.0m (0)	2:54.49	32.51s	31.16s

Finish Position and metres gained

First Arrow shows distance gain/loss from 2nd Qtr to 3rd Qtr,
Second Arrow shows distance gain/loss from 3rd Qtr to Finish
Blue arrow indicates best gain in these quarters.



Visual positions in race at 2nd Quarter



Visual positions in race at 3rd Quarter