

Bendigo Race 1 Distance 1650m

Wednesday, 13 May 2026


Gross Time: 2:00.10 MileRate: 1:57.10 LeadTime: 3.00s First Qtr: 29.30s Second Qtr: 31.00s Third Qtr: 28.20s Fourth Qtr: 28.60s

DATA TABLE: 800 / 400 Posi's are position from leader and (how wide the horse was at that position)

No	Horse	Plc	Mar	800 Posi	400 Posi	Time	3rd Qtr	4th Qt
5	PARIS JAMILLA	1	0.0m	0.0m (0)	0.0m (0)	2:00.10	28.20s	28.60s
11	ARTIGAS	2	2.2m	16.4m (1)	11.6m (2)	2:00.27	27.87s	27.95s
12	DEEJAY DEX	3	4.6m	12.7m (2)	7.4m (2)	2:00.45	27.83s	28.43s
13	BLACKRANGE GLORY	4	6.3m	7.0m (2)	3.1m (2)	2:00.57	27.93s	28.85s
8	THE ITALIAN DREAM	5	12.8m	13.3m (0)	16.3m (2)	2:01.06	28.42s	28.41s
2	KOUFAX	6	15.5m	10.4m (1)	10.2m (1)	2:01.26	28.19s	29.04s
7	CARTACALHA	7	24.4m	18.6m (0)	19.8m (0)	2:01.93	28.30s	29.03s
10	ATTRACTED	8	25.7m	8.7m (0)	16.6m (1)	2:02.03	28.76s	29.36s
6	SHINELIKETHESUN	9	37.5m	1.9m (1)	2.0m (1)	2:02.92	28.21s	31.28s
1	BODYBUILDER	10	51.1m	4.3m (0)	13.6m (0)	2:03.94	28.86s	31.48s
4	WIND STORM	11	55.1m	6.0m (1)	5.1m (0)	2:04.24	28.14s	32.38s

Finish Position and metres gained

First Arrow shows distance gain/loss from 2nd Qtr to 3rd Qtr, Second Arrow shows distance gain/loss from 3rd Qtr to Finish
Blue arrow indicates best gain in these quarters.



800

Visual positions in race at 2nd Quarter



400

Visual positions in race at 3rd Quarter



Bendigo Race 2 Distance 1650m

Wednesday, 13 May 2026



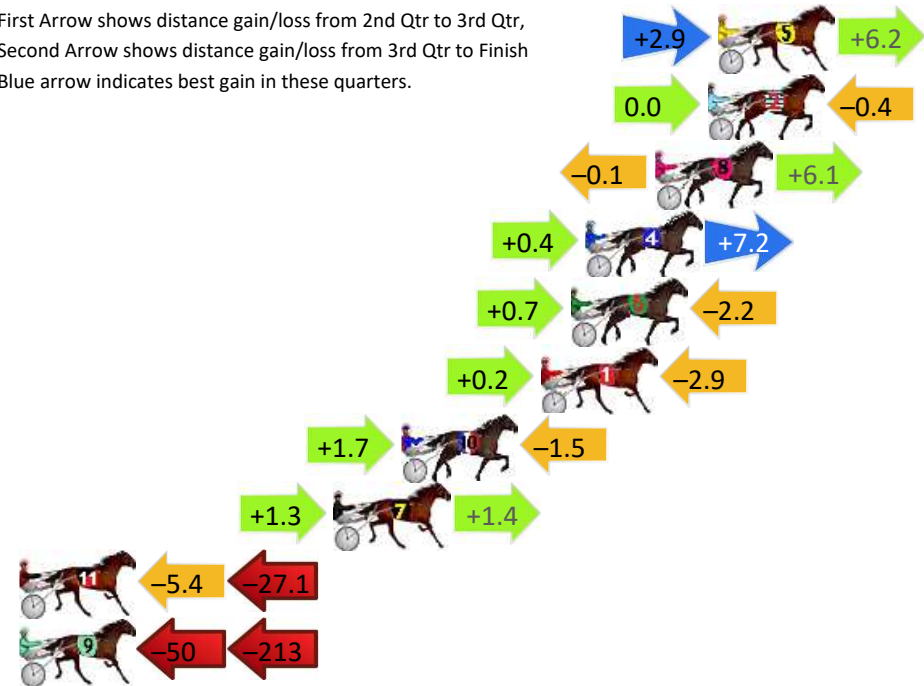
Gross Time: 2:01.30 MileRate: 1:58.30 LeadTime: 2.80s First Qtr: 29.30s Second Qtr: 31.10s Third Qtr: 29.30s Fourth Qtr: 28.80s

DATA TABLE: 800 / 400 Posi's are position from leader and (how wide the horse was at that position)

No	Horse	Plc	Mar	800 Posi	400 Posi	Time	3rd Qtr	4th Qt
5	JAYS ALL THAT	1	0.0m	9.1m (1)	6.2m (2)	2:01.30	29.09s	28.35s
2	WATCH AND ACT	2	0.4m	0.0m (0)	0.0m (0)	2:01.33	29.30s	28.83s
8	BULLAPARK BENO	3	2.5m	8.5m (0)	8.6m (0)	2:01.49	29.30s	28.37s
4	MANDA KYVALLEY	4	5.3m	12.9m (0)	12.5m (0)	2:01.70	29.26s	28.30s
6	KYVALLEY JAGGER	5	5.9m	4.4m (1)	3.7m (1)	2:01.75	29.25s	28.98s
1	BAT OUT OF HILL	6	7.1m	4.4m (0)	4.2m (0)	2:01.84	29.28s	29.04s
10	SETTLE THE BILL	7	12.7m	12.9m (1)	11.2m (1)	2:02.26	29.17s	28.95s
7	ABBIE	8	15.4m	18.1m (1)	16.8m (1)	2:02.46	29.19s	28.75s
11	RAKERO WARRIOR	9	78.8m	46.3m (0)	51.7m (0)	2:07.26	29.66s	31.03s
9	FROSTY GIRL	10	636.5m	374.4m (0)	424.1m (0)	2:49.42	32.66s	46.29s

Finish Position and metres gained

First Arrow shows distance gain/loss from 2nd Qtr to 3rd Qtr, Second Arrow shows distance gain/loss from 3rd Qtr to Finish
Blue arrow indicates best gain in these quarters.



Bendigo Race 3 Distance 2150m

Wednesday, 13 May 2026


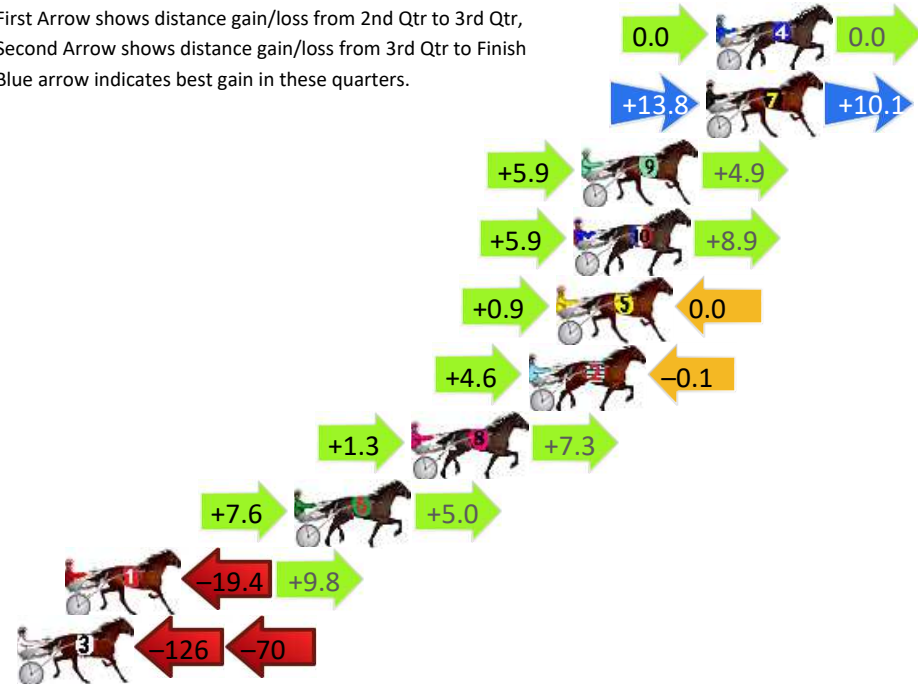
Gross Time: 2:36.50 MileRate: 1:57.10 LeadTime: 38.40s First Qtr: 30.00s Second Qtr: 29.20s Third Qtr: 28.50s Fourth Qtr: 30.40s

DATA TABLE: 800 / 400 Posi's are position from leader and (how wide the horse was at that position)

No	Horse	Plc	Mar	800 Posi	400 Posi	Time	3rd Qtr	4th Qt
4	MADAM REACTOR	1	0.0m	0.0m (0)	0.0m (0)	2:36.50	28.50s	30.40s
7	BLUE CANNON	2	0.4m	24.3m (1)	10.5m (0)	2:36.53	27.55s	29.66s
9	LESTER	3	5.4m	16.2m (1)	10.3m (2)	2:36.93	28.10s	30.08s
10	CLASSICALLY SMOOTH	4	5.7m	20.5m (1)	14.6m (2)	2:36.95	28.12s	29.78s
5	WILL HE REIGN	5	6.4m	7.3m (1)	6.4m (0)	2:37.01	28.45s	30.44s
2	DIVINE TILLY	6	7.5m	12.0m (1)	7.4m (1)	2:37.10	28.19s	30.46s
8	METRO MEMORY	7	12.2m	20.8m (0)	19.5m (0)	2:37.47	28.46s	29.94s
6	KORENGAL VALLEY	8	16.9m	29.5m (1)	21.9m (1)	2:37.84	28.01s	30.14s
1	KNOW THE SCORE	9	26.1m	16.5m (0)	35.9m (0)	2:38.58	29.96s	29.85s
3	WHITEHAVEN BEACH	10	207.1m	12.7m (0)	138.0m (0)	2:52.98	37.70s	36.78s

Finish Position and metres gained

First Arrow shows distance gain/loss from 2nd Qtr to 3rd Qtr, Second Arrow shows distance gain/loss from 3rd Qtr to Finish
Blue arrow indicates best gain in these quarters.



Bendigo Race 4 Distance 2150m

Wednesday, 13 May 2026

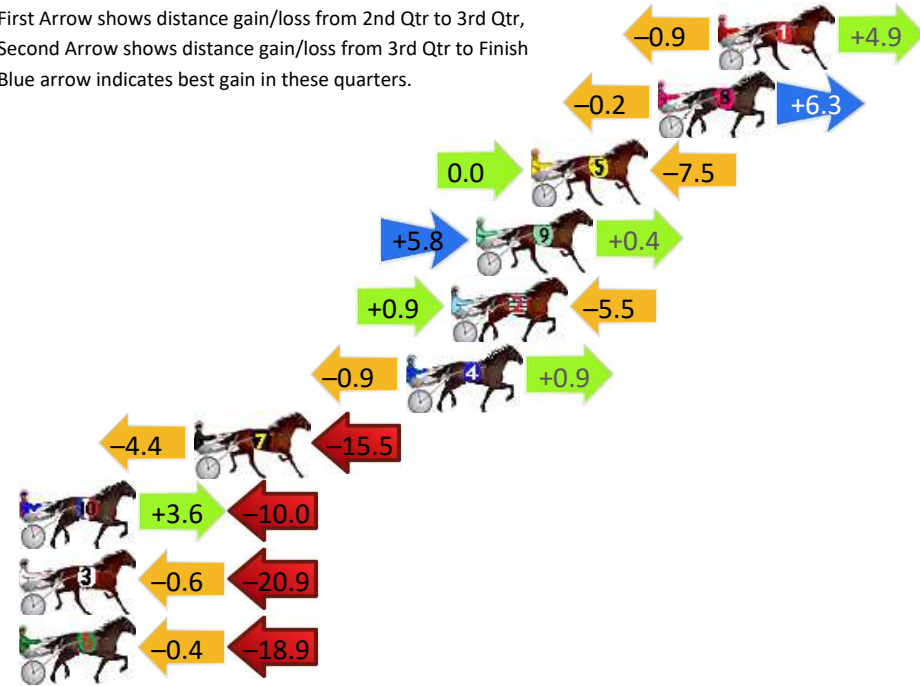
Gross Time: 2:43.10 MileRate: 2:02.10 LeadTime: 40.30s First Qtr: 31.60s Second Qtr: 30.90s Third Qtr: 29.90s Fourth Qtr: 30.40s

DATA TABLE: 800 / 400 Posi's are position from leader and (how wide the horse was at that position)

No	Horse	Plc	Mar	800 Posi	400 Posi	Time	3rd Qtr	4th Qt
1	JESSICAS STORY	1	0.0m	4.0m (0)	4.9m (0)	2:43.10	29.97s	30.03s
8	LITTLE TEDEY	2	2.4m	8.5m (0)	8.7m (0)	2:43.29	29.92s	29.94s
5	ROBERT JOHN	3	7.5m	0.0m (0)	0.0m (0)	2:43.70	29.90s	31.00s
9	JOE LOU	4	9.7m	15.9m (1)	10.1m (2)	2:43.87	29.48s	30.41s
2	MADGE EGAN	5	10.7m	6.1m (1)	5.2m (2)	2:43.95	29.84s	30.86s
4	RASENGAN	6	12.5m	12.5m (0)	13.4m (0)	2:44.09	29.97s	30.39s
7	SONNYBOY	7	21.0m	1.1m (1)	5.5m (1)	2:44.77	30.23s	31.66s
10	IN HIGH PLACES	8	28.6m	22.2m (1)	18.6m (2)	2:45.38	29.64s	31.29s
3	TENSION SEEKER	9	31.7m	10.2m (1)	10.8m (1)	2:45.62	29.95s	32.11s
6	BETSY ANNE	10	37.2m	17.9m (0)	18.3m (0)	2:46.06	29.94s	31.99s

Finish Position and metres gained

First Arrow shows distance gain/loss from 2nd Qtr to 3rd Qtr, Second Arrow shows distance gain/loss from 3rd Qtr to Finish
Blue arrow indicates best gain in these quarters.



800

Visual positions in race at 2nd Quarter



400

Visual positions in race at 3rd Quarter



Bendigo Race 5 Distance 2150m

Wednesday, 13 May 2026



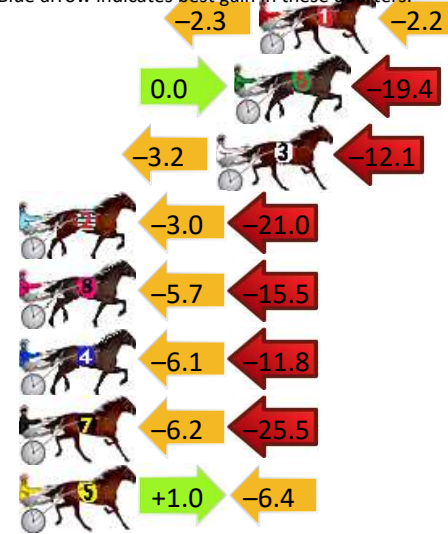
Gross Time: 2:44.90 MileRate: 2:03.40 LeadTime: 41.40s First Qtr: 31.20s Second Qtr: 31.70s Third Qtr: 30.10s Fourth Qtr: 30.50s

DATA TABLE: 800 / 400 Posi's are position from leader and (how wide the horse was at that position)

No	Horse	Plc	Mar	800 Posi	400 Posi	Time	3rd Qtr	4th Qt
9	MORNING DOVE	1	0.0m	2.4m (1)	0.1m (1)	2:44.90	29.93s	30.49s
1	ARIVADERCHI	2	18.4m	13.9m (1)	16.2m (2)	2:46.37	30.28s	30.75s
6	DALAHASTEN	3	19.4m	0.0m (0)	0.0m (0)	2:46.45	30.10s	32.05s
3	GREAT HORIZON	4	20.1m	4.8m (0)	8.0m (0)	2:46.50	30.34s	31.50s
2	LITTLER	5	33.9m	9.9m (0)	12.9m (0)	2:47.61	30.33s	32.24s
8	GIANT FRANKIE	6	35.4m	14.2m (0)	19.9m (0)	2:47.73	30.54s	31.83s
4	ALDEBARAN MIGUEL	7	36.4m	18.5m (1)	24.6m (1)	2:47.81	30.57s	31.56s
7	ALDEBARAN SARIAH	8	40.8m	9.1m (1)	15.3m (1)	2:48.16	30.57s	32.61s
5	MATISOFF	9	41.5m	36.1m (0)	35.1m (0)	2:48.21	30.04s	31.17s

Finish Position and metres gained

First Arrow shows distance gain/loss from 2nd Qtr to 3rd Qtr, Second Arrow shows distance gain/loss from 3rd Qtr to Finish
Blue arrow indicates best gain in these quarters.



Bendigo Race 6 Distance 2150m

Wednesday, 13 May 2026


Gross Time: 2:39.50 MileRate: 1:59.40 LeadTime: 39.70s First Qtr: 31.50s Second Qtr: 30.20s Third Qtr: 28.90s Fourth Qtr: 29.20s

DATA TABLE: 800 / 400 Posi's are position from leader and (how wide the horse was at that position)

No	Horse	Plc	Mar	800 Posi	400 Posi	Time	3rd Qtr	4th Qt
8	TEX GOES BANG	1	0.0m	3.1m (1)	0.0m (1)	2:39.50	28.68s	29.20s
6	GLENLINE	2	0.2m	12.1m (1)	8.5m (2)	2:39.52	28.64s	28.61s
5	SALSBOY	3	1.4m	7.9m (0)	8.6m (0)	2:39.61	28.95s	28.69s
3	WHERES WOOD WOOD	4	7.2m	4.3m (0)	4.4m (0)	2:40.05	28.91s	29.43s
4	MISS HERMES	5	8.0m	0.0m (0)	0.8m (0)	2:40.11	28.96s	29.75s
7	TOMMYS LOOKOUT	6	11.5m	16.3m (1)	13.7m (0)	2:40.38	28.72s	29.09s
1	BLUE OCEAN	7	13.3m	11.8m (0)	10.1m (1)	2:40.52	28.78s	29.49s
2	HESTON CASH	8	14.9m	7.2m (1)	6.0m (1)	2:40.64	28.81s	29.91s

Finish Position and metres gained

First Arrow shows distance gain/loss from 2nd Qtr to 3rd Qtr, Second Arrow shows distance gain/loss from 3rd Qtr to Finish
Blue arrow indicates best gain in these quarters.



800

Visual positions in race at 2nd Quarter



400

Visual positions in race at 3rd Quarter



Bendigo Race 7 Distance 1650m



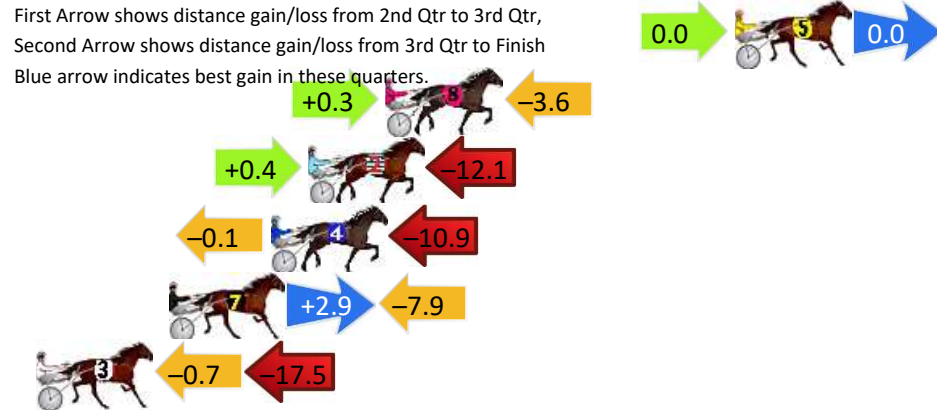
Wednesday, 13 May 2026

Gross Time: 2:01.40 MileRate: 1:58.40 LeadTime: 3.00s First Qtr: 28.80s Second Qtr: 29.90s Third Qtr: 29.60s Fourth Qtr: 30.10s

DATA TABLE: 800 / 400 Posi's are position from leader and (how wide the horse was at that position)

NoHorse	Plc	Mar	800 Posi	400 Posi	Time	3rd Qtr	4th Qt
5 POPPY POPSTAR	1	0.0m	0.0m (0)	0.0m (0)	2:01.40	29.60s	30.10s
8 ALLWATFUNJINGLES	2	14.0m	10.7m (0)	10.4m (0)	2:02.50	29.58s	30.43s
2 GIGGLE WATER	3	17.1m	5.4m (0)	5.0m (0)	2:02.75	29.57s	31.08s
4 LOUIEVILLE LASS	4	18.6m	7.6m (1)	7.7m (1)	2:02.87	29.61s	31.00s
7 LOVE WHO	5	22.7m	17.7m (0)	14.8m (0)	2:03.19	29.40s	30.79s
3 MACHO MAORI	6	30.7m	12.5m (1)	13.2m (1)	2:03.82	29.66s	31.54s

Finish Position and metres gained



Bendigo Race 8 Distance 1650m

Wednesday, 13 May 2026

Gross Time: 1:59.60 MileRate: 1:56.60 LeadTime: 2.80s First Qtr: 28.80s Second Qtr: 30.70s Third Qtr: 29.50s Fourth Qtr: 27.80s

DATA TABLE: 800 / 400 Posi's are position from leader and (how wide the horse was at that position)

No	Horse	Plc	Mar	800 Posi	400 Posi	Time	3rd Qtr	4th Qt
1	SOHO AMARYLLIS	1	0.0m	4.5m (0)	5.2m (0)	1:59.60	29.54s	27.43s
5	MATRIARCH DAISY	2	4.8m	0.0m (0)	0.0m (0)	1:59.95	29.50s	28.15s
4	VILLAVOS	3	6.8m	12.3m (0)	10.4m (0)	2:00.10	29.34s	27.56s
2	BETTING ATTACK	4	21.2m	2.6m (1)	4.9m (1)	2:01.15	29.66s	29.00s
7	THE FEENY FAVORITE	5	24.5m	15.4m (1)	13.8m (1)	2:01.39	29.35s	28.61s
3	WHIRILY MAURZ	6	25.0m	8.1m (1)	4.8m (2)	2:01.43	29.25s	29.29s
8	SWEET FACE	7	26.6m	8.3m (0)	9.3m (2)	2:01.54	29.55s	29.08s

Finish Position and metres gained

First Arrow shows distance gain/loss from 2nd Qtr to 3rd Qtr,
Second Arrow shows distance gain/loss from 3rd Qtr to Finish
Blue arrow indicates best gain in these quarters.

