

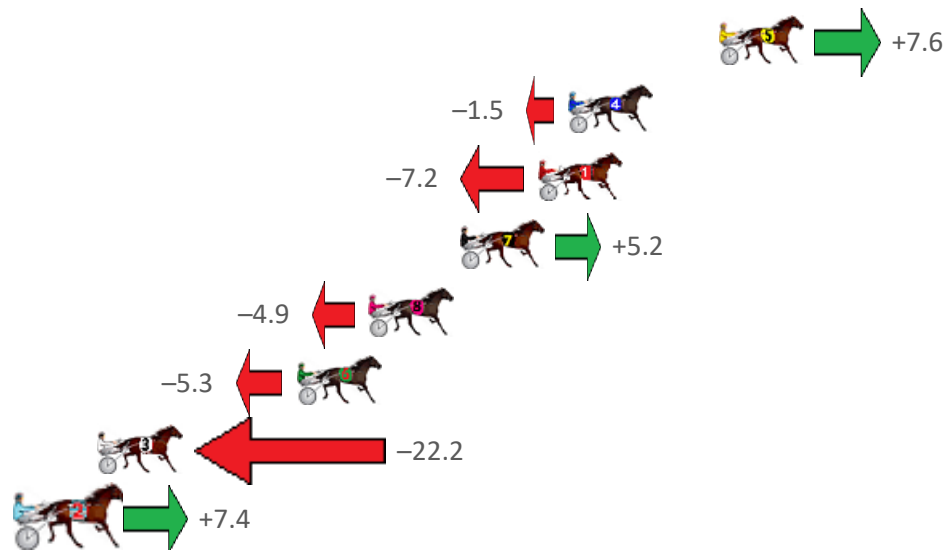
Bendigo Race 1 Distance 1650m

Friday, 11 August 2023

Gross Time: 1:55.80 MileRate: 1:53.00 LeadTime: 2.70s First Qtr: 27.60s Second Qtr: 29.90s Third Qtr: 28.60s Fourth Qtr: 27.00s

NoHorse	Plc	Mar	800 Posi	400 Posi	Time	3rd Qtr	4th Qtr
5 SUGAR APPLE	1	0.0m	7.6m (1)	3.8m (2)	1:55.80	28.32s	26.74s
4 ZUBERI	2	6.0m	4.5m (0)	4.1m (0)	1:56.23	28.56s	27.15s
1 SO SIRIUS	3	7.2m	0.0m (0)	0.0m (0)	1:56.31	28.60s	27.51s
7 SHEFFIELD SPARKY	4	10.3m	15.5m (1)	11.7m (1)	1:56.53	28.31s	26.92s
8 WATTABOUT SPANG	5	13.9m	9.0m (0)	8.7m (0)	1:56.79	28.56s	27.39s
6 BELITTLED	6	16.8m	11.5m (1)	9.0m (2)	1:56.99	28.40s	27.57s
3 MAKARA	7	24.7m	2.5m (1)	1.3m (1)	1:57.56	28.51s	28.67s
2 IMNOPUMPKIN	8	27.5m	34.9m (0)	18.5m (0)	1:57.76	27.40s	27.68s

Finish Position and metres gained from 800m



PJ Harness Analyser

Sectional Analysis Software - Not just a formguide!

www.facebook.com/PJHarnessRacing



RISE Digital, Harness Racing Australia nor the provider accepts any responsibility for the completeness or accuracy of any of the information contained herein, and makes no representations about its suitability for any particular purpose. Users should make their own judgements about those matters and/or seek independent advice. You assume all risks associated with use of data provided on this page

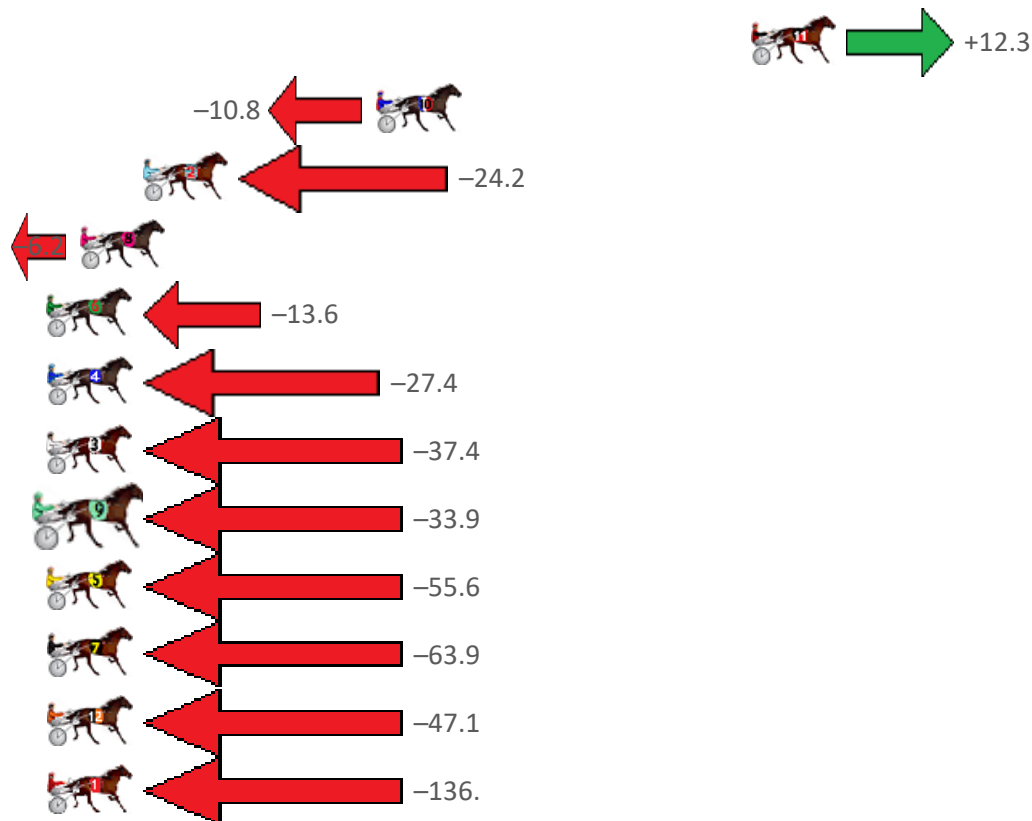
Bendigo Race 2 Distance 2150m

Friday, 11 August 2023

Gross Time: 2:39.60 MileRate: 1:59.50 LeadTime: 40.50s First Qtr: 30.00s Second Qtr: 31.40s Third Qtr: 29.50s Fourth Qtr: 28.20s

NoHorse	Plc	Mar	800 Posi	400 Posi	Time	3rd Qtr	4th Qtr
11 TRADIE LADY	1	0.0m	12.3m (1)	0.0m (2)	2:39.60	28.60s	28.20s
10 SHES RUBY ROO	2	14.9m	4.1m (1)	1.0m (1)	2:40.70	29.27s	29.23s
2 SISTA EVARISTA	3	24.2m	0.0m (0)	0.6m (0)	2:41.39	29.54s	29.95s
8 RAPID RETURN	4	26.7m	20.5m (1)	9.5m (2)	2:41.58	28.68s	29.50s
6 IZARRA	5	29.7m	16.1m (1)	9.9m (1)	2:41.80	29.03s	29.69s
4 DUTCH TEACHER	6	36.1m	8.7m (0)	10.9m (0)	2:42.28	29.64s	30.10s
3 VICI BLOOM	7	41.2m	3.8m (0)	6.4m (0)	2:42.65	29.68s	30.79s
9 BELLE NEIGE	8	41.8m	7.9m (1)	4.5m (2)	2:42.70	29.24s	30.98s
5 EQUAL AND OPPOSI	9	73.1m	17.5m (0)	32.1m (0)	2:45.02	30.52s	31.32s
7 KAOTIC FLAIR	10	77.0m	13.1m (0)	21.5m (0)	2:45.31	30.08s	32.37s
12 KEAYANG GUCCI	11	113.9m	66.8m (0)	74.5m (0)	2:48.04	29.94s	31.30s
1 WOOSH	12	165.9m	29.5m (0)	109.3m (0)	2:51.89	35.18s	32.65s

Finish Position and metres gained from 800m



PJ Harness Analyser
Sectional Analysis Software – Not just a formguide!

www.facebook.com/PJHarnessRacing



RISE Digital, Harness Racing Australia nor the provider accepts any responsibility for the completeness or accuracy of any of the information contained herein, and makes no representations about its suitability for any particular purpose. Users should make their own judgements about those matters and/or seek independent advice. You assume all risks associated with use of data provided on this page

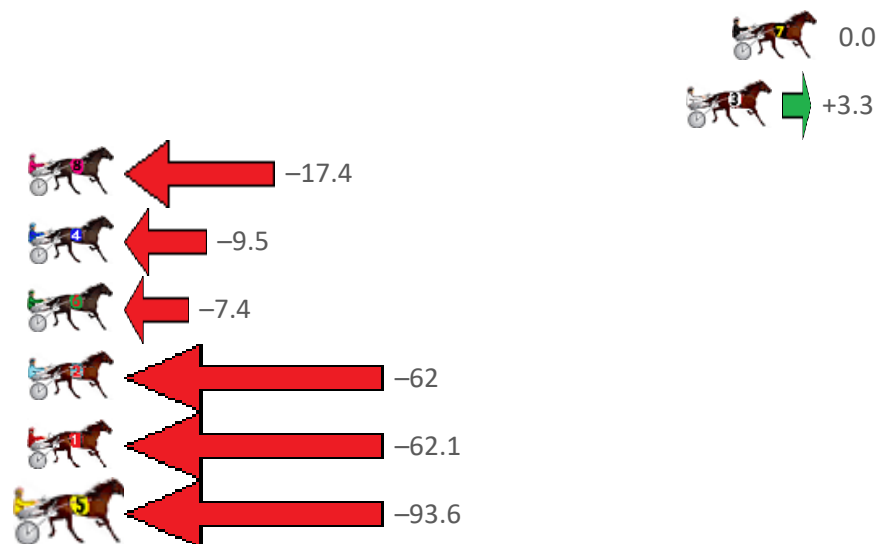
Bendigo Race 3 Distance 2150m

Friday, 11 August 2023

Gross Time: 2:36.50 MileRate: 1:57.20 LeadTime: 38.10s First Qtr: 30.80s Second Qtr: 29.90s Third Qtr: 28.60s Fourth Qtr: 29.10s

NoHorse	Plc	Mar	800 Posi	400 Posi	Time	3rd Qtr	4th Qtr
7 PRINCE OF ROCK	1	0.0m	0.0m (0)	0.0m (0)	2:36.50	28.60s	29.10s
3 THE LOCOMOTIVE	2	1.8m	5.1m (0)	3.9m (0)	2:36.64	28.52s	28.96s
8 STEVIE GEE	3	31.5m	14.1m (0)	15.1m (0)	2:38.90	28.68s	30.42s
4 MIPERSONALJET	4	33.1m	23.6m (0)	20.6m (0)	2:39.03	28.40s	30.15s
6 KEAYANG STUKA	5	51.3m	43.9m (0)	39.0m (0)	2:40.42	28.28s	30.22s
2 BASILICA	6	71.4m	9.6m (0)	8.7m (0)	2:41.95	28.54s	33.93s
1 MIDNITE MUSCLE	7	81.8m	19.7m (0)	35.1m (0)	2:42.74	29.72s	32.82s
5 DESIGNER VICI	8	132.4m	38.8m (0)	87.3m (0)	2:46.61	32.10s	32.95s

Finish Position and metres gained from 800m







Harness Analyser

Sectional Analysis Software – Not just a formguide!

www.facebook.com/PJHarnessRacing



RISE Digital, Harness Racing Australia nor the provider accepts any responsibility for the completeness or accuracy of any of the information contained herein, and makes no representations about its suitability for any particular purpose. Users should make their own judgements about those matters and/or seek independent advice. You assume all risks associated with use of data provided on this page

Bendigo Race 4 Distance 2150m

Friday, 11 August 2023

Gross Time: 2:35.00 MileRate: 1:56.00 LeadTime: 39.50s First Qtr: 30.40s Second Qtr: 29.50s Third Qtr: 28.30s Fourth Qtr: 27.30s


NoHorse	Plc	Mar	800 Posi	400 Posi	Time	3rd Qtr	4th Qtr
3 LUX AETERNA	1	0.0m	0.0m (0)	0.0m (0)	2:35.00	28.30s	27.30s

Finish Position and metres gained from 800m



0.0

6 IGNITE THE FIRE	2	26.0m	9.4m (0)	14.2m (0)	2:36.87	28.62s	28.19s
1 THESUNANDTHEMO	3	42.2m	13.7m (0)	20.0m (0)	2:38.03	28.72s	28.95s
4 FIREPROOF	4	50.3m	19.3m (0)	25.8m (0)	2:38.61	28.72s	29.13s
5 SWEET VALERIA	5	58.7m	10.5m (1)	27.9m (1)	2:39.22	29.49s	29.59s
2 PENCIL ME IN	6	62.1m	4.6m (0)	8.4m (0)	2:39.46	28.56s	31.18s
8 INTERNAL BLUE	7	80.2m	15.1m (1)	32.6m (1)	2:40.76	29.49s	30.81s
7 CANT HEAR YOU	8	157.3m	6.0m (1)	103.8m (1)	2:46.30	35.05s	31.43s



PJ Harness Analyser

Sectional Analysis Software – Not just a formguide!

www.facebook.com/PJHarnessRacing



RISE Digital, Harness Racing Australia nor the provider accepts any responsibility for the completeness or accuracy of any of the information contained herein, and makes no representations about its suitability for any particular purpose. Users should make their own judgements about those matters and/or seek independent advice. You assume all risks associated with use of data provided on this page

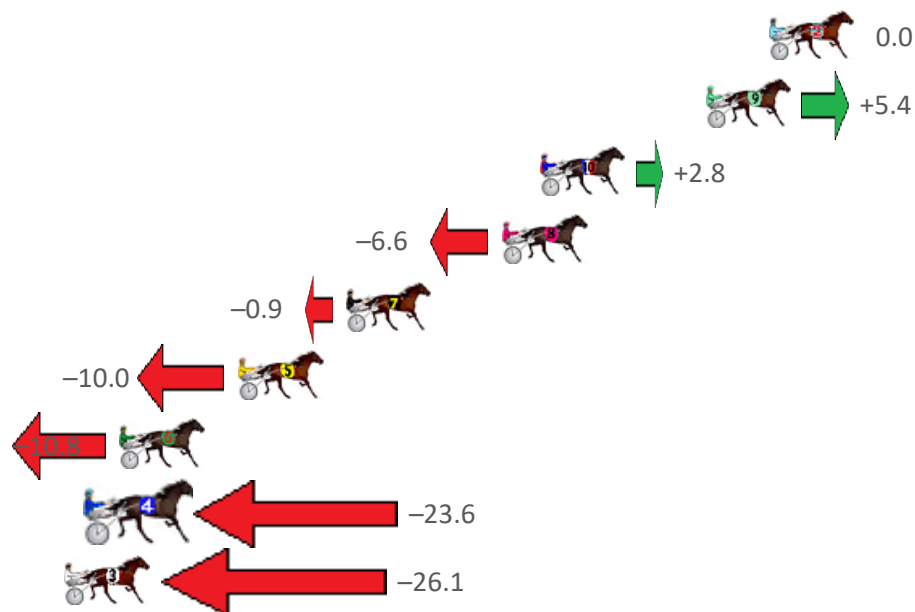
Bendigo Race 5 Distance 2150m

Friday, 11 August 2023

Gross Time: 2:35.90 MileRate: 1:56.70 LeadTime: 39.00s First Qtr: 30.60s Second Qtr: 30.60s Third Qtr: 28.40s Fourth Qtr: 27.30s

NoHorse	Plc	Mar	800 Posi	400 Posi	Time	3rd Qtr	4th Qtr
2 SWEET BELLA	1	0.0m	0.0m (0)	0.0m (0)	2:35.90	28.40s	27.30s
9 LUDACROUS	2	2.5m	7.9m (0)	7.2m (0)	2:36.08	28.34s	26.98s
10 FRENWOOD MIRACL	3	9.1m	11.9m (0)	11.0m (0)	2:36.55	28.32s	27.19s
8 MAJOR MILESTONE	4	10.6m	4.0m (0)	3.8m (0)	2:36.66	28.38s	27.80s
7 MATRIART	5	16.8m	15.9m (0)	14.5m (0)	2:37.11	28.28s	27.51s
5 LOCHINVAR XENA	6	21.1m	11.1m (1)	11.4m (1)	2:37.42	28.41s	28.03s
6 OUR REDEMPTION	7	25.8m	15.0m (1)	15.5m (1)	2:37.75	28.41s	28.08s
4 SOMETHIN BOUT EIL	8	26.7m	3.1m (1)	3.3m (1)	2:37.82	28.41s	28.99s
3 WHITE PICKET FENCE	9	33.2m	7.1m (1)	7.4m (1)	2:38.29	28.41s	29.18s

Finish Position and metres gained from 800m



PJ Harness Analyser

Sectional Analysis Software – Not just a formguide!

www.facebook.com/PJHarnessRacing



RISE Digital, Harness Racing Australia nor the provider accepts any responsibility for the completeness or accuracy of any of the information contained herein, and makes no representations about its suitability for any particular purpose. Users should make their own judgements about those matters and/or seek independent advice. You assume all risks associated with use of data provided on this page


Bendigo Race 6 Distance 2150m

Friday, 11 August 2023

Gross Time: 2:32.30 MileRate: 1:54.00 LeadTime: 38.50s First Qtr: 30.30s Second Qtr: 28.10s Third Qtr: 27.30s Fourth Qtr: 28.10s

NoHorse	Plc	Mar	800 Posi	400 Posi	Time	3rd Qtr	4th Qtr
6 THE BIGBOSS	1	0.0m	0.0m (0)	0.0m (0)	2:32.30	27.30s	28.10s
8 BAY OF BISCAI	2	17.2m	10.6m (1)	6.8m (1)	2:33.57	27.05s	28.90s
5 TOMAHAWK BART	3	34.8m	4.7m (0)	4.7m (0)	2:34.87	27.30s	30.35s
2 RED SHORES	4	38.5m	13.0m (0)	14.1m (1)	2:35.14	27.39s	29.97s
1 GRAYSON RED	5	44.1m	8.9m (0)	9.9m (0)	2:35.56	27.38s	30.68s
4 SNAKESKIN	6	46.2m	23.6m (0)	26.1m (0)	2:35.71	27.50s	29.71s
9 DORRISTOPAYTHEBIL	7	53.2m	18.3m (0)	22.1m (0)	2:36.23	27.58s	30.51s
11 FORCE FULL	8	55.4m	15.6m (1)	21.6m (1)	2:36.39	27.73s	30.70s
3 MISTER BRILLANTE	9	65.4m	19.5m (1)	26.3m (1)	2:37.13	27.79s	31.12s
7 BOB SLOY	10	132.7m	35.1m (1)	87.6m (1)	2:42.10	30.95s	31.87s
10 PETES ONA MISSION	11	200.4m	29.8m (1)	132.6m (1)	2:47.10	34.41s	33.77s

Finish Position and metres gained from 800m



PJ Harness Analyser

Sectional Analysis Software - Not just a formguide!

www.facebook.com/PJHarnessRacing



RISE Digital, Harness Racing Australia nor the provider accepts any responsibility for the completeness or accuracy of any of the information contained herein, and makes no representations about its suitability for any particular purpose. Users should make their own judgements about those matters and/or seek independent advice. You assume all risks associated with use of data provided on this page

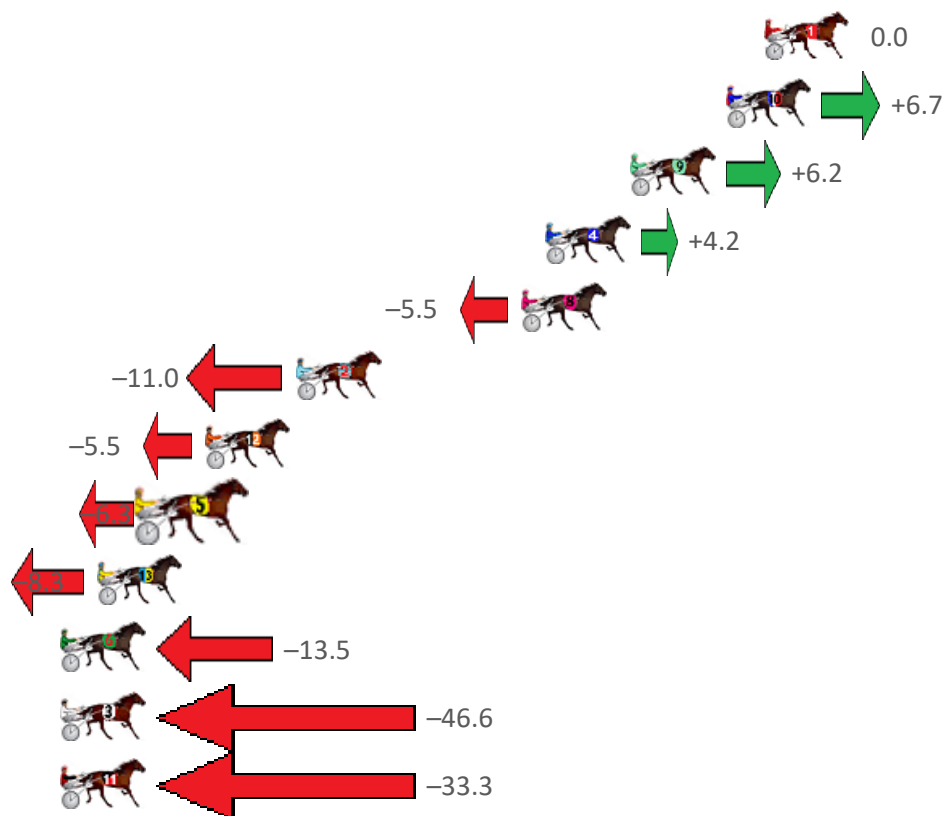
Bendigo Race 7 Distance 2150m

Friday, 11 August 2023

Gross Time: 2:32.70 MileRate: 1:54.30 LeadTime: 37.50s First Qtr: 30.30s Second Qtr: 29.90s Third Qtr: 27.40s Fourth Qtr: 27.60s

NoHorse	Plc	Mar	800 Posi	400 Posi	Time	3rd Qtr	4th Qtr
1 CAPTAIN HAMMERH	1	0.0m	0.0m (0)	0.0m (0)	2:32.70	27.40s	27.60s
10 DANGEROUS	2	1.5m	8.2m (0)	8.2m (0)	2:32.81	27.40s	27.15s
9 SURE THING CAPTAI	3	5.3m	11.5m (1)	5.6m (2)	2:33.08	27.00s	27.60s
4 MONTALBANO	4	8.7m	12.9m (0)	11.9m (0)	2:33.33	27.33s	27.42s
8 SOHO MOONRAKER	5	9.6m	4.1m (0)	4.1m (0)	2:33.40	27.40s	28.02s
2 OUR VINNIE	6	18.6m	7.6m (1)	6.6m (1)	2:34.05	27.33s	28.50s
12 MAJOR CELEBRITY	7	22.2m	16.7m (1)	12.6m (1)	2:34.31	27.12s	28.35s
5 FASHION ICON	8	24.5m	18.2m (0)	19.3m (0)	2:34.48	27.48s	28.06s
13 CATALPA RESCUE	9	26.5m	18.2m (2)	9.2m (3)	2:34.62	26.79s	28.89s
6 MAYOR OF ELWOOD	10	35.5m	22.0m (0)	18.9m (1)	2:35.28	27.19s	28.89s
3 PETRACCA	11	49.8m	3.2m (1)	2.5m (1)	2:36.32	27.35s	31.05s
11 OLIVER DAN	12	56.5m	23.2m (2)	17.0m (2)	2:36.80	26.98s	30.54s

Finish Position and metres gained from 800m



PJ Harness Analyser

Sectional Analysis Software - Not just a formguide!

www.facebook.com/PJHarnessRacing



RISE Digital, Harness Racing Australia nor the provider accepts any responsibility for the completeness or accuracy of any of the information contained herein, and makes no representations about its suitability for any particular purpose. Users should make their own judgements about those matters and/or seek independent advice. You assume all risks associated with use of data provided on this page

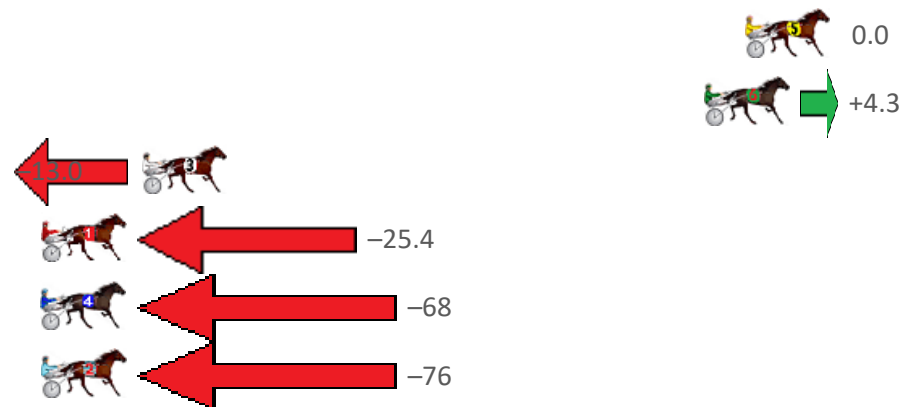
Bendigo Race 8 Distance 2150m

Friday, 11 August 2023

Gross Time: 2:47.00 MileRate: 2:05.00 LeadTime: 42.20s First Qtr: 33.90s Second Qtr: 32.80s Third Qtr: 29.90s Fourth Qtr: 28.20s

NoHorse	Plc	Mar	800 Posi	400 Posi	Time	3rd Qtr	4th Qtr
5 NO TELLING HEATHE	1	0.0m	0.0m (0)	0.0m (0)	2:47.00	29.90s	28.20s
6 MAORIS MAC	2	1.6m	5.9m (0)	5.0m (0)	2:47.12	29.82s	27.96s
3 THE PRIESTESS	3	24.0m	11.0m (1)	4.0m (1)	2:48.78	29.37s	29.69s
1 THIRD EYE	4	41.3m	15.9m (1)	14.4m (0)	2:50.06	29.76s	30.22s
4 MUSCLE MEMORY	5	78.0m	10.8m (0)	27.1m (0)	2:52.78	31.06s	32.02s
2 LEGGY PEGGY	6	103.9m	28.0m (0)	68.4m (0)	2:54.70	32.76s	30.96s

Finish Position and metres gained from 800m







Harness Analyser

Sectional Analysis Software – Not just a formguide!

www.facebook.com/PJHarnessRacing



RISE Digital, Harness Racing Australia nor the provider accepts any responsibility for the completeness or accuracy of any of the information contained herein, and makes no representations about its suitability for any particular purpose. Users should make their own judgements about those matters and/or seek independent advice. You assume all risks associated with use of data provided on this page

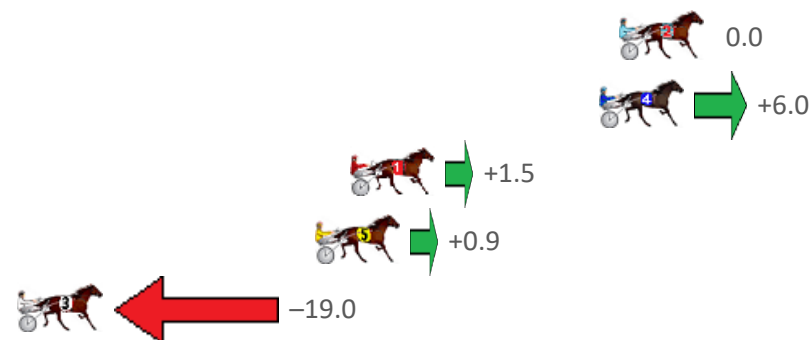
Bendigo Race 9 Distance 2150m

Friday, 11 August 2023

Gross Time: 2:46.30 MileRate: 2:04.50 LeadTime: 42.20s First Qtr: 32.60s Second Qtr: 32.70s Third Qtr: 29.80s Fourth Qtr: 29.00s

NoHorse	Plc	Mar	800 Posi	400 Posi	Time	3rd Qtr	4th Qtr
2 VALTINO	1	0.0m	0.0m (0)	0.0m (0)	2:46.30	29.80s	29.00s
4 EWING	2	0.8m	6.8m (1)	2.3m (1)	2:46.36	29.47s	28.89s
1 VAL THORENS	3	10.7m	12.2m (1)	7.8m (1)	2:47.11	29.47s	29.24s
5 BILLY ZIPPIN	4	12.1m	13.0m (0)	14.2m (0)	2:47.22	29.88s	28.88s
3 ALDEBARAN MARCU	5	23.9m	4.9m (0)	4.4m (0)	2:48.12	29.76s	30.50s

Finish Position and metres gained from 800m







Harness Analyser

Sectional Analysis Software – Not just a formguide!

www.facebook.com/PJHarnessRacing



RISE Digital, Harness Racing Australia nor the provider accepts any responsibility for the completeness or accuracy of any of the information contained herein, and makes no representations about its suitability for any particular purpose. Users should make their own judgements about those matters and/or seek independent advice. You assume all risks associated with use of data provided on this page

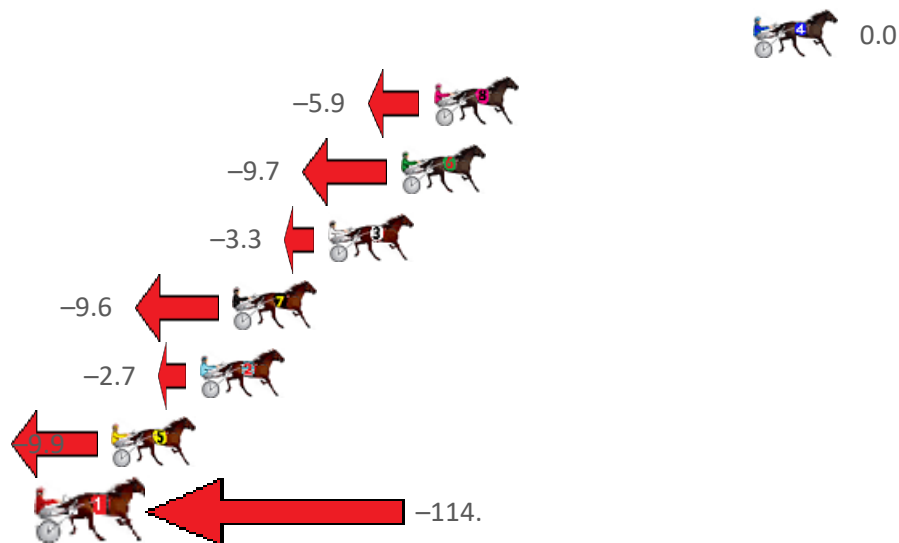
Bendigo Race 10 Distance 2150m

Friday, 11 August 2023

Gross Time: 2:38.90 MileRate: 1:58.90 LeadTime: 38.50s First Qtr: 31.30s Second Qtr: 31.20s Third Qtr: 28.40s Fourth Qtr: 29.50s

NoHorse	Plc	Mar	800 Posi	400 Posi	Time	3rd Qtr	4th Qtr
4 COURMAYEUR	1	0.0m	0.0m (0)	0.0m (0)	2:38.90	28.40s	29.50s
8 QUEEN OF QUEBEC	2	12.7m	6.8m (1)	7.9m (1)	2:39.88	28.49s	29.91s
6 MAJESTIC PRIDE	3	14.0m	4.3m (0)	5.6m (0)	2:39.98	28.50s	30.18s
3 USED TO BE A MAID	4	16.9m	13.6m (0)	17.9m (1)	2:40.21	28.73s	29.52s
7 COUNTESS CHIRON	5	20.7m	11.1m (1)	13.5m (1)	2:40.50	28.59s	30.13s
2 INMYDREAMS	6	22.0m	19.3m (0)	21.4m (2)	2:40.60	28.58s	29.66s
5 CHANTILLY DEE	7	25.5m	15.6m (1)	17.8m (2)	2:40.87	28.58s	30.19s
1 PERFIDIOUS SUE	8	123.7m	8.8m (0)	14.5m (0)	2:48.47	28.82s	38.03s

Finish Position and metres gained from 800m



PJ Harness Analyser

Sectional Analysis Software – Not just a formguide!

www.facebook.com/PJHarnessRacing



RISE Digital, Harness Racing Australia nor the provider accepts any responsibility for the completeness or accuracy of any of the information contained herein, and makes no representations about its suitability for any particular purpose. Users should make their own judgements about those matters and/or seek independent advice. You assume all risks associated with use of data provided on this page