

Bendigo Race 1 Distance 1650m

Wednesday, 10 June 2026




Gross Time: 1:58.50 MileRate: 1:55.50 LeadTime: 2.80s First Qtr: 28.60s Second Qtr: 28.90s Third Qtr: 28.70s Fourth Qtr: 29.50s

DATA TABLE: 800 / 400 Posi's are position from leader and (how wide the horse was at that position)

No	Horse	Plc	Mar	800 Posi	400 Posi	Time	3rd Qtr	4th Qt
5	TEX GOES BANG	1	0.0m	4.9m (1)	4.3m (1)	1:58.50	28.66s	29.19s
6	BLUE CANNON	2	1.2m	9.1m (1)	8.6m (1)	1:58.59	28.67s	28.97s
3	DIVINE TILLY	3	1.6m	13.9m (1)	9.1m (3)	1:58.62	28.37s	28.96s
13	HAPPENSTBABEACHBOY	4	2.8m	24.8m (1)	12.9m (3)	1:58.72	27.86s	28.79s
11	ALCATRAZ GIRL	5	4.5m	29.3m (1)	16.9m (2)	1:58.85	27.83s	28.63s
1	STANDANDELIVER	6	4.7m	5.2m (0)	4.4m (0)	1:58.86	28.65s	29.54s
2	OUR PRINCESS DI	7	5.2m	0.0m (0)	0.0m (0)	1:58.90	28.70s	29.90s
9	KNOW THE SCORE	8	5.9m	22.0m (0)	14.0m (1)	1:58.96	28.14s	28.95s
12	FIVE CENT	9	7.6m	7.6m (2)	5.5m (2)	1:59.09	28.56s	29.69s
10	TOPHUT JOHNY	10	8.9m	14.4m (0)	13.7m (0)	1:59.19	28.66s	29.20s
8	FINAL BOW	11	11.6m	9.8m (0)	9.0m (0)	1:59.40	28.65s	29.75s
7	HESTON CASH	12	14.5m	35.5m (1)	20.5m (1)	1:59.62	27.65s	29.14s

Finish Position and metres gained

First Arrow shows distance gain/loss from 2nd Qtr to 3rd Qtr, Second Arrow shows distance gain/loss from 3rd Qtr to Finish
Blue arrow indicates best gain in these quarters.






Bendigo Race 2 Distance 2150m

Wednesday, 10 June 2026

Gross Time: 2:41.80 MileRate: 2:01.10 LeadTime: 39.00s First Qtr: 30.40s Second Qtr: 31.20s Third Qtr: 30.70s Fourth Qtr: 30.50s

DATA TABLE: 800 / 400 Posi's are position from leader and (how wide the horse was at that position)

No	Horse	Plc	Mar	800 Posi	400 Posi	Time	3rd Qtr	4th Qt
9	I AM HARRO	1	0.0m	19.7m (2)	0.0m (1)	2:41.80	29.20s	30.50s
1	LITTLE TEDEY	2	7.5m	4.3m (0)	8.7m (0)	2:42.40	31.03s	30.44s
4	JESSICAS STORY	3	12.4m	14.7m (1)	18.5m (1)	2:42.79	30.99s	30.08s
12	AFRICAN GALA	4	17.7m	13.5m (0)	17.9m (0)	2:43.21	31.03s	30.55s
8	NORTHERN TRUSCOTT	5	20.6m	9.2m (0)	13.4m (0)	2:43.44	31.02s	31.12s
13	WHATS THE TEA	6	25.1m	18.9m (0)	22.6m (0)	2:43.80	30.98s	30.78s
2	KALARNEY PRINCE	7	27.3m	18.6m (1)	23.0m (1)	2:43.98	31.03s	30.93s
5	THATS YOUR OPINION	8	32.5m	10.2m (1)	14.6m (2)	2:44.39	31.03s	31.98s
3	ALABAMA MAY	9	46.4m	0.0m (0)	4.7m (0)	2:45.50	31.06s	33.84s
10	RASTAMON	10	47.1m	25.6m (1)	20.8m (2)	2:45.56	30.33s	32.68s
6	LOUIEVILLE LASS	11	53.2m	5.9m (1)	14.9m (1)	2:46.05	31.38s	33.62s
7	BETTOR MAN	12	349.4m	196.9m (0)	232.6m (0)	3:09.69	33.36s	40.70s



Bendigo Race 3 Distance 2150m

Wednesday, 10 June 2026



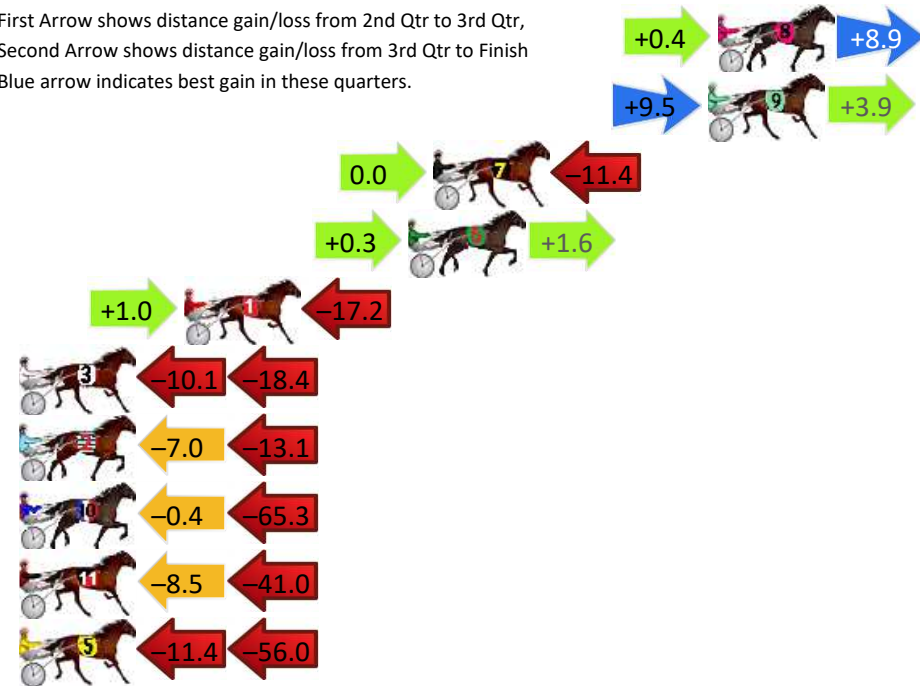
Gross Time: 2:43.10 MileRate: 2:02.10 LeadTime: 42.20s First Qtr: 32.20s Second Qtr: 31.00s Third Qtr: 28.90s Fourth Qtr: 28.80s

DATA TABLE: 800 / 400 Posi's are position from leader and (how wide the horse was at that position)

No	Horse	Plc	Mar	800 Posi	400 Posi	Time	3rd Qtr	4th Qt
8	BANOS	1	0.0m	9.3m (0)	8.9m (1)	2:43.10	28.87s	28.16s
9	SKYVALLEY BOY	2	0.4m	13.8m (1)	4.3m (1)	2:43.13	28.22s	28.52s
7	CALABASAS	3	11.4m	0.0m (0)	0.0m (0)	2:43.96	28.90s	29.66s
6	THE FASHIONISTA	4	12.4m	14.3m (0)	14.0m (0)	2:44.04	28.87s	28.74s
1	GIGGLE WATER	5	21.4m	5.2m (0)	4.2m (0)	2:44.72	28.83s	30.12s
3	IMABOGANBOY	6	38.1m	9.6m (1)	19.7m (1)	2:45.98	29.62s	30.27s
2	ITZ CLASSIC GOLD	7	47.5m	27.4m (0)	34.4m (0)	2:46.69	29.40s	29.92s
10	REDBLUENPURPLE	8	84.8m	19.1m (0)	19.5m (0)	2:49.51	28.93s	33.81s
11	JILLIBY RADIANCE	9	120.5m	71.0m (0)	79.5m (0)	2:52.21	29.50s	32.21s
5	FRENCH MISSILE	10	164.8m	97.4m (0)	108.8m (0)	2:55.56	29.70s	33.46s

Finish Position and metres gained

First Arrow shows distance gain/loss from 2nd Qtr to 3rd Qtr, Second Arrow shows distance gain/loss from 3rd Qtr to Finish
Blue arrow indicates best gain in these quarters.



Visual positions in race at 2nd Quarter

Visual positions in race at 3rd Quarter

Bendigo Race 4 Distance 2150m


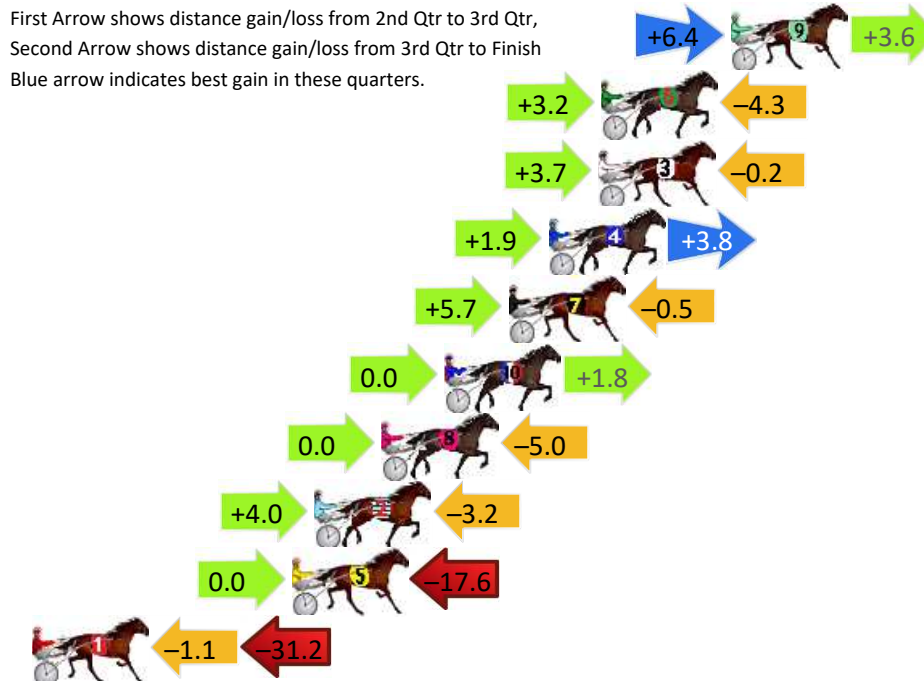
Wednesday, 10 June 2026

Gross Time: 2:40.80 MileRate: 2:00.40 LeadTime: 39.80s First Qtr: 32.60s Second Qtr: 31.90s Third Qtr: 28.50s Fourth Qtr: 28.00s

DATA TABLE: 800 / 400 Posi's are position from leader and (how wide the horse was at that position)

No	Horse	Plc	Mar	800 Posi	400 Posi	Time	3rd Qtr	4th Qt
9	ZIHUATANEJO	1	0.0m	10.0m (2)	3.6m (2)	2:40.80	28.04s	27.75s
6	FAMOUS CRIMES	2	5.2m	4.1m (1)	0.9m (1)	2:41.18	28.27s	28.32s
3	HEAVENLY FLYER	3	5.3m	8.8m (1)	5.1m (1)	2:41.19	28.24s	28.03s
4	MY ULTIMATE MATEO	4	7.3m	13.0m (1)	11.1m (1)	2:41.34	28.36s	27.76s
7	JANSEN	5	8.9m	14.1m (2)	8.4m (2)	2:41.46	28.09s	28.07s
10	GOODMORNING MIKI	6	11.5m	13.3m (0)	13.3m (0)	2:41.65	28.49s	27.92s
8	BIG NIK	7	14.0m	9.0m (0)	9.0m (0)	2:41.83	28.49s	28.40s
2	VILLAVOS	8	16.7m	17.5m (1)	13.5m (2)	2:42.03	28.21s	28.28s
5	CAPTOTHEMAX	9	17.6m	0.0m (0)	0.0m (0)	2:42.10	28.50s	29.30s
1	COBARGO MILLY	10	36.5m	4.2m (0)	5.3m (0)	2:43.49	28.57s	30.32s

Finish Position and metres gained



800

Visual positions in race at 2nd Quarter



400

Visual positions in race at 3rd Quarter



Bendigo Race 5 Distance 2150m

Wednesday, 10 June 2026


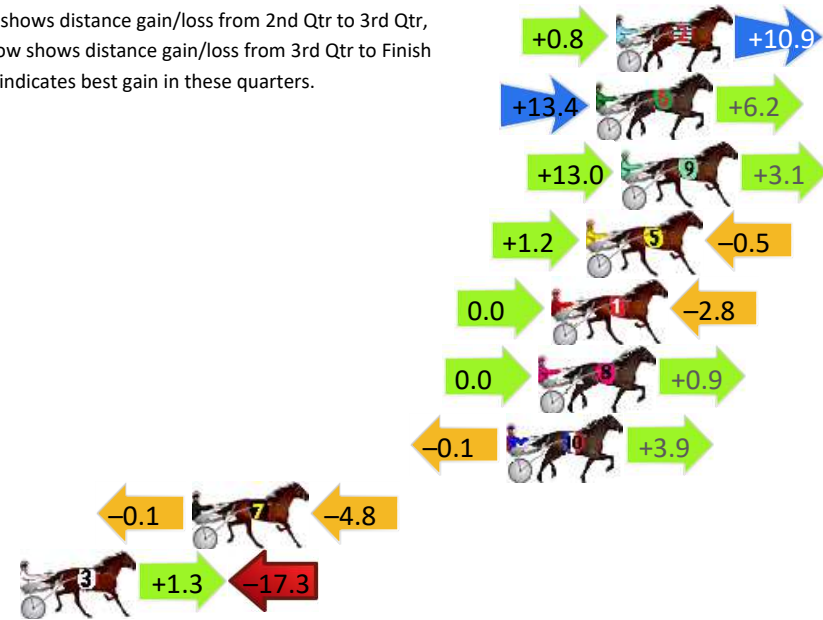
Gross Time: 2:34.50 MileRate: 1:55.60 LeadTime: 38.10s First Qtr: 29.60s Second Qtr: 29.70s Third Qtr: 28.70s Fourth Qtr: 28.40s

DATA TABLE: 800 / 400 Posi's are position from leader and (how wide the horse was at that position)

NoHorse	Plc	Mar	800 Posi	400 Posi	Time	3rd Qtr	4th Qt
2 ANGELS WATCHING	1	0.2m	11.9m (1)	11.1m (2)	2:34.51	28.64s	27.62s
6 OLLIES THE BOSS	2	1.0m	20.6m (1)	7.2m (2)	2:34.57	27.74s	27.96s
9 MIKI B	3	0.0m	16.1m (1)	3.1m (2)	2:34.50	27.77s	28.18s
5 MICHEN ROY	4	1.4m	2.1m (1)	0.9m (1)	2:34.60	28.61s	28.44s
1 CO CAPTAIN	5	2.8m	0.0m (0)	0.0m (0)	2:34.71	28.70s	28.61s
8 TALLARAS SHADOW	6	3.3m	4.2m (0)	4.2m (0)	2:34.75	28.70s	28.35s
10 TIVOLI	7	4.6m	8.4m (0)	8.5m (0)	2:34.84	28.70s	28.14s
7 MONTANA PRIDE	8	17.2m	12.3m (0)	12.4m (1)	2:35.78	28.70s	28.80s
3 FLOJOS BEST	9	24.1m	8.1m (1)	6.8m (1)	2:36.30	28.60s	29.72s

Finish Position and metres gained

First Arrow shows distance gain/loss from 2nd Qtr to 3rd Qtr, Second Arrow shows distance gain/loss from 3rd Qtr to Finish Blue arrow indicates best gain in these quarters.



800

Visual positions in race at 2nd Quarter



400

Visual positions in race at 3rd Quarter



Bendigo Race 6 Distance 1650m

Wednesday, 10 June 2026

Gross Time: 1:57.30 MileRate: 1:54.40 LeadTime: 2.70s First Qtr: 27.70s Second Qtr: 30.60s Third Qtr: 28.80s Fourth Qtr: 27.50s

DATA TABLE: 800 / 400 Posi's are position from leader and (how wide the horse was at that position)

NoHorse	Plc	Mar	800 Posi	400 Posi	Time	3rd Qtr	4th Qt
1 TO THE NINES	1	0.0m	4.2m (0)	4.9m (0)	1:57.30	28.84s	27.16s
2 KING SAINT	2	3.3m	0.0m (0)	0.0m (0)	1:57.54	28.80s	27.74s
5 IN AN IDEAL WORLD	3	4.6m	0.4m (1)	2.6m (1)	1:57.63	28.95s	27.65s
7 SHADES OF MIKI	4	4.7m	17.2m (1)	7.2m (3)	1:57.64	28.07s	27.34s
8 IDEAL BANDIT	5	4.7m	8.4m (0)	8.9m (0)	1:57.64	28.82s	27.22s
3 LAMBRO MACH	6	5.2m	9.1m (1)	10.6m (2)	1:57.68	28.89s	27.14s
9 FRUGAL FARE	7	6.7m	13.1m (1)	3.7m (2)	1:57.78	28.12s	27.72s
4 GALAXY LASS	8	8.6m	4.9m (1)	6.7m (1)	1:57.92	28.92s	27.65s
6 TRIPLE ROCK SAINT	9	10.0m	12.6m (0)	13.6m (1)	1:58.02	28.85s	27.27s

Finish Position and metres gained

First Arrow shows distance gain/loss from 2nd Qtr to 3rd Qtr, Second Arrow shows distance gain/loss from 3rd Qtr to Finish
Blue arrow indicates best gain in these quarters.



800

Visual positions in race at 2nd Quarter



400

Visual positions in race at 3rd Quarter



Bendigo Race 7 Distance 1650m

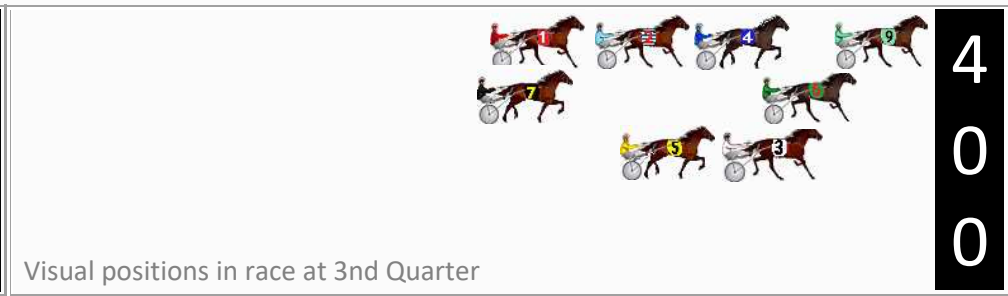

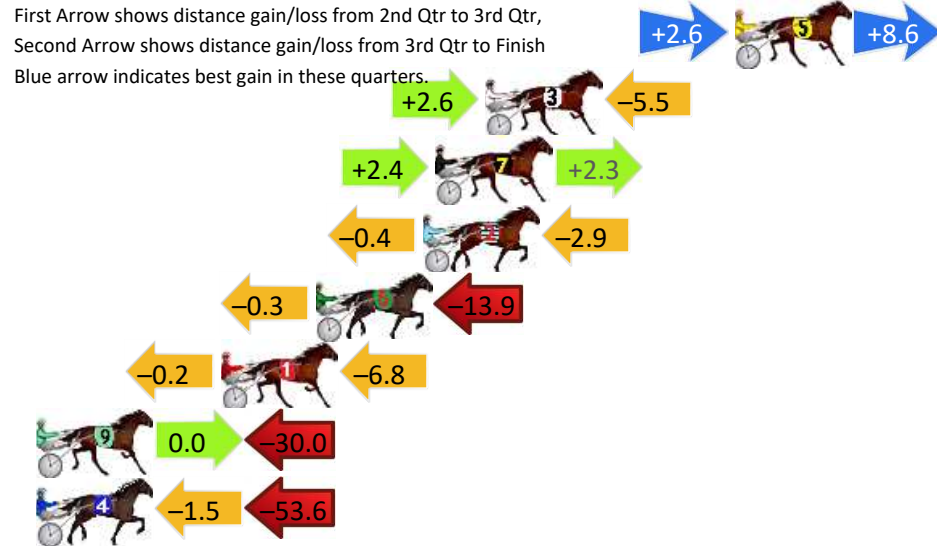
Wednesday, 10 June 2026

Gross Time: 2:00.00 MileRate: 1:57.00 LeadTime: 2.80s First Qtr: 29.40s Second Qtr: 29.90s Third Qtr: 29.40s Fourth Qtr: 28.50s

DATA TABLE: 800 / 400 Posi's are position from leader and (how wide the horse was at that position)

No	Horse	Plc	Mar	800 Posi	400 Posi	Time	3rd Qtr	4th Qt
5	ALDEBARAN ABEL	1	0.0m	11.2m (1)	8.6m (2)	2:00.00	29.20s	27.88s
3	KEAYANG TWEETYBIRD	2	10.0m	7.1m (1)	4.5m (2)	2:00.75	29.20s	28.93s
7	AMOUR MATERNAL	3	12.0m	16.7m (1)	14.3m (1)	2:00.90	29.21s	28.37s
2	VOLDAGHA	4	12.5m	9.2m (0)	9.6m (0)	2:00.94	29.42s	28.75s
6	BULLAPARK BENO	5	16.8m	2.6m (1)	2.9m (1)	2:01.26	29.42s	29.55s
1	DONA AMALIA	6	20.6m	13.6m (0)	13.8m (0)	2:01.54	29.40s	29.05s
9	ALDEBARAN ZANE	7	30.0m	0.0m (0)	0.0m (0)	2:02.25	29.40s	30.75s
4	FAITH FULL	8	59.2m	4.1m (0)	5.6m (0)	2:04.43	29.50s	32.53s

Finish Position and metres gained



Bendigo Race 8 Distance 2150m



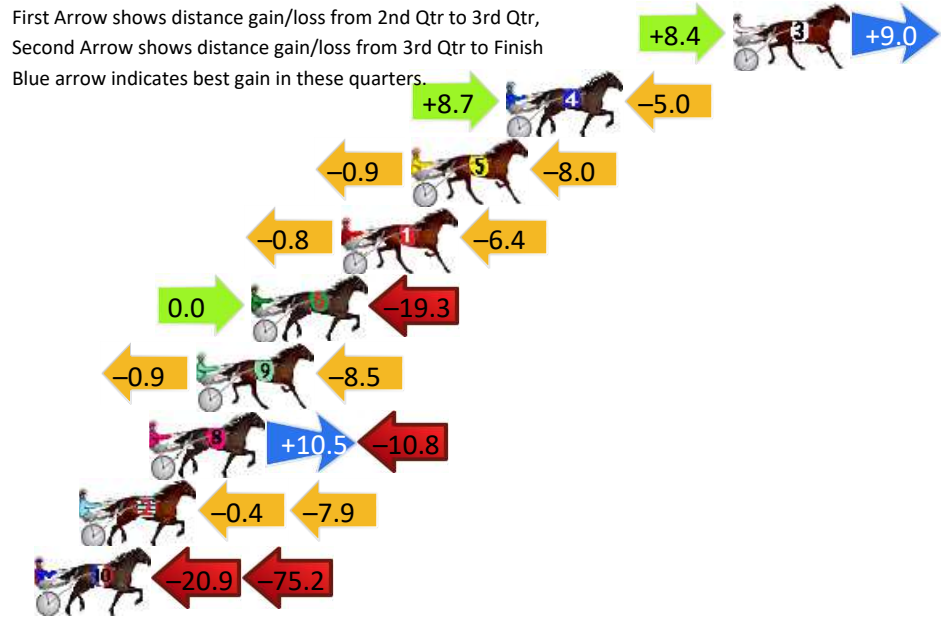
Wednesday, 10 June 2026

Gross Time: 2:42.80 MileRate: 2:01.90 LeadTime: 40.10s First Qtr: 31.30s Second Qtr: 30.80s Third Qtr: 29.90s Fourth Qtr: 30.70s

DATA TABLE: 800 / 400 Posi's are position from leader and (how wide the horse was at that position)

No	Horse	Plc	Mar	800 Posi	400 Posi	Time	3rd Qtr	4th Qt
3	KYVALLEY DIABLO	1	0.0m	17.4m (1)	9.0m (1)	2:42.80	29.29s	30.02s
4	THE WOOL BROKER	2	9.1m	12.8m (1)	4.1m (1)	2:43.53	29.26s	31.12s
5	MUSCLEM	3	12.9m	4.0m (0)	4.9m (0)	2:43.84	29.97s	31.37s
1	DELIGHTFUL REYNA	4	15.7m	8.5m (0)	9.3m (0)	2:44.06	29.97s	31.26s
6	CALLINAN	5	19.3m	0.0m (0)	0.0m (0)	2:44.35	29.90s	32.25s
9	ELEGANT SPIRIT	6	21.5m	12.1m (0)	13.0m (1)	2:44.53	29.98s	31.45s
8	ROCKINWITHSASS	7	23.4m	23.1m (1)	12.6m (2)	2:44.68	29.13s	31.63s
2	HALFA SHOT	8	26.2m	17.9m (0)	18.3m (1)	2:44.90	29.95s	31.42s
10	LUCKY AVENUE	9	223.9m	127.8m (0)	148.7m (0)	3:00.78	31.60s	37.48s

Finish Position and metres gained



Bendigo Race 9 Distance 2150m

Wednesday, 10 June 2026


Gross Time: 2:35.60 MileRate: 1:56.40 LeadTime: 39.30s First Qtr: 29.90s Second Qtr: 29.10s Third Qtr: 28.30s Fourth Qtr: 29.00s

DATA TABLE: 800 / 400 Posi's are position from leader and (how wide the horse was at that position)

No	Horse	Plc	Mar	800 Posi	400 Posi	Time	3rd Qtr	4th Qt
1	DIRECT COMMAND	1	0.0m	0.0m (0)	0.0m (0)	2:35.60	28.30s	29.00s
9	MISTER JIMARINGLE	2	3.6m	7.0m (1)	5.1m (2)	2:35.87	28.17s	28.91s
7	AMERICAN GUY	3	9.5m	15.5m (1)	9.8m (2)	2:36.32	27.91s	29.02s
8	DENVER MAN	4	13.3m	4.8m (0)	6.2m (0)	2:36.61	28.40s	29.57s
5	OPTIMAL	5	13.8m	9.5m (0)	10.4m (0)	2:36.65	28.37s	29.31s
4	CAPTAINS RUSH	6	16.1m	20.5m (0)	13.8m (1)	2:36.83	27.84s	29.25s
6	TOORAM DANNY	7	17.4m	19.8m (1)	14.3m (2)	2:36.92	27.93s	29.30s
3	ALL JOKIN ASIDE	8	26.9m	11.2m (1)	10.8m (3)	2:37.65	28.28s	30.28s
2	HUNGRY HOGARTH	9	27.2m	2.3m (1)	5.8m (1)	2:37.67	28.55s	30.66s

Finish Position and metres gained

First Arrow shows distance gain/loss from 2nd Qtr to 3rd Qtr, Second Arrow shows distance gain/loss from 3rd Qtr to Finish
Blue arrow indicates best gain in these quarters.



800

Visual positions in race at 2nd Quarter



400

Visual positions in race at 3rd Quarter

