

# Bendigo Race 1 Distance 1650m

Thursday, 8 February 2024

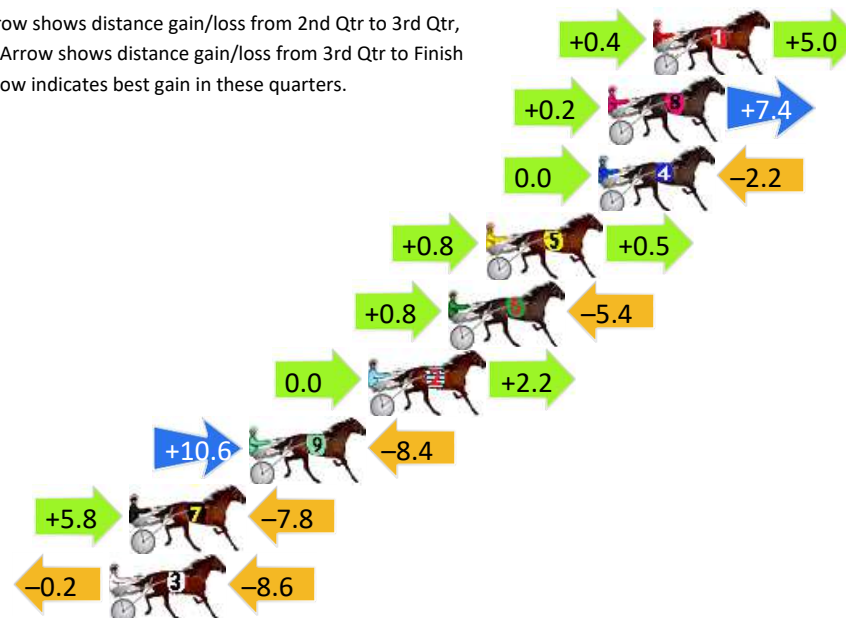
Gross Time: 2:00.70 MileRate: 1:57.70 LeadTime: 2.70s First Qtr: 28.40s Second Qtr: 31.40s Third Qtr: 29.80s Fourth Qtr: 28.40s

DATA TABLE: 800 / 400 Posi's are position from leader and (how wide the horse was at that position)

NoHorse	Plc	Mar	800 Posi	400 Posi	Time	3rd Qtr	4th Qt
1 JAMIESON	1	0.0m	5.4m (0)	5.0m (0)	2:00.69	29.76s	28.05s
8 ALPHA STRIDE	2	1.8m	9.4m (0)	9.2m (0)	2:00.83	29.77s	27.88s
4 DOUGS FLAME	3	2.2m	0.0m (0)	0.0m (0)	2:00.85	29.80s	28.56s
5 HARRO HILL	4	6.7m	8.0m (1)	7.2m (1)	2:01.19	29.74s	28.36s
6 LONESTAR WARRIOR	5	8.2m	3.6m (1)	2.8m (1)	2:01.30	29.75s	28.78s
2 BETTES BLUE VIOLET	6	11.4m	13.6m (0)	13.6m (0)	2:01.54	29.80s	28.24s
9 BLUE MIKI	7	16.2m	18.4m (1)	7.8m (2)	2:01.90	29.05s	28.99s
7 ODIN	8	21.0m	19.0m (0)	13.2m (2)	2:02.25	29.39s	28.95s
3 ANAKIN	9	21.8m	13.0m (1)	13.2m (1)	2:02.32	29.83s	29.01s

## Finish Position and metres gained

First Arrow shows distance gain/loss from 2nd Qtr to 3rd Qtr,  
Second Arrow shows distance gain/loss from 3rd Qtr to Finish  
Blue arrow indicates best gain in these quarters.



800

Visual positions in race at 2nd Quarter



400

Visual positions in race at 3rd Quarter



Powered by



Harness Analyser

Sectional Analysis Software

Not just form | Free Trial

[www.facebook.com/PJHarnessRacing](http://www.facebook.com/PJHarnessRacing)



RISE Digital, Harness Racing Australia nor the provider accepts any responsibility for the completeness or accuracy of any of the information contained herein, and makes no representations about its suitability for any particular purpose. Users should make their own judgements about those matters and/or seek independent advice. You assume all risks associated with use of data provided on this page

# Bendigo Race 2 Distance 2150m

Thursday, 8 February 2024

Gross Time: 2:36.10

MileRate: 1:56.80

LeadTime: 38.70s

First Qtr: 31.50s

Second Qtr: 29.90s

Third Qtr: 28.00s




Fourth Qtr: 28.00s

DATA TABLE: 800 / 400 Posi's are position from leader and (how wide the horse was at that position)

No	Horse	Plc	Mar	800 Posi	400 Posi	Time	3rd Qtr	4th Qt
5	LITTLEBLABBAMOUTH	1	0.0m	0.0m (0)	0.0m (0)	2:36.05	28.00s	28.00s
12	BANDIT EYES	2	13.1m	1.8m (1)	1.6m (1)	2:37.03	27.99s	28.80s
7	JUDES DUDE	3	14.9m	6.0m (1)	6.2m (1)	2:37.16	28.01s	28.61s
3	SNAZOLA	4	16.8m	4.2m (0)	5.8m (0)	2:37.31	28.11s	28.77s
6	IM EASY ON THE EYE	5	17.2m	23.2m (1)	14.8m (0)	2:37.34	27.42s	28.17s
2	SELF EXCLUSION	6	21.4m	8.2m (0)	10.2m (0)	2:37.65	28.14s	28.78s
9	ANN OFATHOUSAND BAYS	7	25.1m	10.4m (1)	6.4m (2)	2:37.93	27.72s	29.30s
4	ONECROWDEDHOUR	8	25.3m	12.6m (0)	11.8m (1)	2:37.94	27.94s	28.94s
10	ALTA BEDFORD	9	28.3m	19.0m (1)	17.2m (2)	2:38.16	27.87s	28.77s
8	DIEGOS DIAMOND	10	36.0m	14.8m (1)	13.2m (2)	2:38.74	27.89s	29.59s
1	ETIZ AMODEL	11	292.6m	220.0m (0)	250.0m (0)	2:57.87	30.09s	30.97s
11	LITTLE ARTY MISS	12	366.8m	300.0m (0)	330.0m (0)	3:03.40	30.09s	30.56s

## Finish Position and metres gained

First Arrow shows distance gain/loss from 2nd Qtr to 3rd Qtr,  
Second Arrow shows distance gain/loss from 3rd Qtr to Finish  
Blue arrow indicates best gain in these quarters.



# Bendigo Race 3 Distance 2150m

Thursday, 8 February 2024

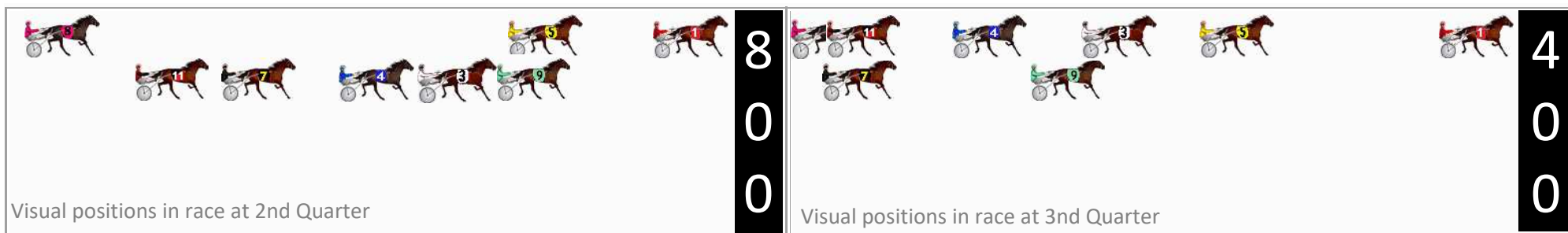
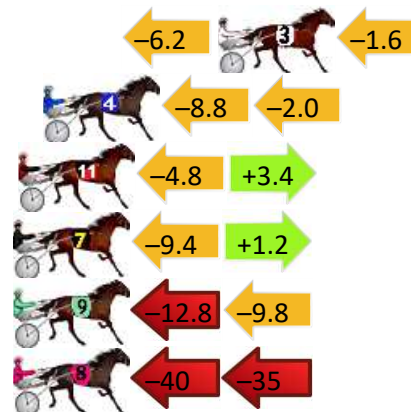
Gross Time: 2:39.40 MileRate: 1:59.30 LeadTime: 38.30s First Qtr: 31.40s Second Qtr: 30.70s Third Qtr: 28.80s Fourth Qtr: 30.20s

DATA TABLE: 800 / 400 Posi's are position from leader and (how wide the horse was at that position)

No	Horse	Plc	Mar	800 Posi	400 Posi	Time	3rd Qtr	4th Qt
1	ACE DUIGAN	1	0.0m	0.0m (0)	0.0m (0)	2:39.38	28.80s	30.20s
5	TEX GOES BANG	2	1.4m	7.4m (0)	12.2m (0)	2:39.49	29.17s	29.39s
3	DALLAS NIKOLAY	3	19.8m	12.0m (1)	18.2m (0)	2:40.86	29.25s	30.32s
4	GO GEORGE GO	4	26.8m	16.0m (1)	24.8m (0)	2:41.38	29.44s	30.35s
11	CLARENDEN SCOOTER	5	27.8m	26.4m (1)	31.2m (0)	2:41.45	29.16s	29.94s
7	BLUE OCEAN	6	30.2m	22.0m (1)	31.4m (1)	2:41.64	29.49s	30.11s
9	JONG ANG	7	30.6m	8.0m (1)	20.8m (1)	2:41.66	29.72s	30.94s
8	STARZZZOFMICHAEL	8	454.9m	380.0m (0)	420.0m (0)	3:13.30	31.67s	32.82s

## Finish Position and metres gained

First Arrow shows distance gain/loss from 2nd Qtr to 3rd Qtr, Second Arrow shows distance gain/loss from 3rd Qtr to Finish Blue arrow indicates best gain in these quarters.



Visual positions in race at 2nd Quarter

Visual positions in race at 3rd Quarter



Powered by



Harness Analyser

Sectional Analysis Software

Not just form | Free Trial

[www.facebook.com/PJHarnessRacing](https://www.facebook.com/PJHarnessRacing)



RISE Digital, Harness Racing Australia nor the provider accepts any responsibility for the completeness or accuracy of any of the information contained herein, and makes no representations about its suitability for any particular purpose. Users should make their own judgements about those matters and/or seek independent advice. You assume all risks associated with use of data provided on this page

# Bendigo Race 4 Distance 2150m

Thursday, 8 February 2024

Gross Time: 2:39.70

MileRate: 1:59.50

LeadTime: 39.80s

First Qtr: 31.10s

Second Qtr: 31.20s

Third Qtr: 29.20s


Fourth Qtr: 28.40s

DATA TABLE: 800 / 400 Posi's are position from leader and (how wide the horse was at that position)

No	Horse	Plc	Mar	800 Posi	400 Posi	Time	3rd Qtr	4th Qt
4	FINAL BOW	1	0.0m	0.0m (0)	0.0m (0)	2:39.67	29.20s	28.40s
9	PRECIOUS BELLE	2	3.1m	11.0m (1)	11.8m (2)	2:39.90	29.25s	27.79s
8	EPIC ORION	3	8.5m	12.4m (0)	12.4m (0)	2:40.30	29.20s	28.12s
1	VERY TEMPTING	4	9.1m	8.4m (0)	8.6m (0)	2:40.35	29.21s	28.44s
10	PETREOS	5	9.7m	15.4m (1)	16.2m (2)	2:40.40	29.25s	27.94s
11	EMRITES	6	14.2m	16.4m (0)	16.4m (0)	2:40.73	29.20s	28.24s
7	MY LADY SARAH	7	17.2m	19.4m (1)	19.4m (1)	2:40.95	29.20s	28.24s
6	ALASTAIR LAVROS	8	17.5m	2.4m (1)	5.0m (1)	2:40.98	29.40s	29.28s
3	SHAWAMI LASS	9	20.6m	4.0m (0)	4.2m (0)	2:41.21	29.23s	29.56s
2	LILNOVA	10	22.7m	6.8m (1)	10.8m (1)	2:41.36	29.50s	29.24s

## Finish Position and metres gained

First Arrow shows distance gain/loss from 2nd Qtr to 3rd Qtr,  
Second Arrow shows distance gain/loss from 3rd Qtr to Finish  
Blue arrow indicates best gain in these quarters.



800

Visual positions in race at 2nd Quarter



400

Visual positions in race at 3rd Quarter



Powered by



Harness Analyser

Sectional Analysis Software

Not just form | Free Trial

[www.facebook.com/PJHarnessRacing](http://www.facebook.com/PJHarnessRacing)



RISE Digital, Harness Racing Australia nor the provider accepts any responsibility for the completeness or accuracy of any of the information contained herein, and makes no representations about its suitability for any particular purpose. Users should make their own judgements about those matters and/or seek independent advice. You assume all risks associated with use of data provided on this page



# Bendigo Race 5 Distance 2150m

Thursday, 8 February 2024

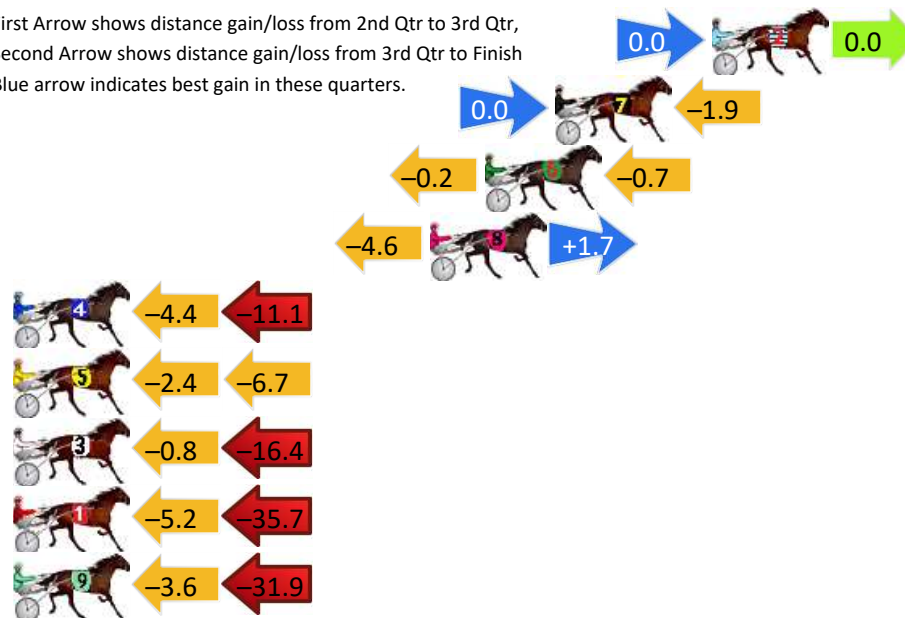
Gross Time: 2:35.50 MileRate: 1:56.40 LeadTime: 39.00s First Qtr: 31.30s Second Qtr: 29.40s Third Qtr: 28.00s Fourth Qtr: 27.80s

DATA TABLE: 800 / 400 Posi's are position from leader and (how wide the horse was at that position)

No	Horse	Plc	Mar	800 Posi	400 Posi	Time	3rd Qtr	4th Qt
2	REPELLING	1	0.0m	0.0m (0)	0.0m (0)	2:35.53	28.00s	27.80s
7	DEE ROE	2	6.3m	4.4m (1)	4.4m (0)	2:36.00	28.00s	27.93s
6	OZZIE PUNTA	3	9.1m	8.2m (1)	8.4m (1)	2:36.21	28.01s	27.85s
8	MITZI SAID	4	11.3m	8.4m (0)	13.0m (1)	2:36.37	28.32s	27.68s
4	LENARD ESS	5	29.3m	13.8m (0)	18.2m (0)	2:37.72	28.31s	28.57s
5	MAC CHEDDAR	6	29.3m	20.2m (1)	22.6m (0)	2:37.72	28.17s	28.26s
3	TRIPLE ROCK SAINT	7	29.6m	12.4m (1)	13.2m (2)	2:37.74	28.06s	28.93s
1	BULLDOG KHAN	8	45.5m	4.6m (0)	9.8m (0)	2:38.93	28.37s	30.27s
9	OZZIE PLAYBOY	9	51.7m	16.2m (1)	19.8m (1)	2:39.39	28.26s	30.00s

## Finish Position and metres gained

First Arrow shows distance gain/loss from 2nd Qtr to 3rd Qtr,  
Second Arrow shows distance gain/loss from 3rd Qtr to Finish  
Blue arrow indicates best gain in these quarters.



800

Visual positions in race at 2nd Quarter



400

Visual positions in race at 3rd Quarter



Powered by



Harness Analyser

Sectional Analysis Software

Not just form | Free Trial

[www.facebook.com/PJHarnessRacing](http://www.facebook.com/PJHarnessRacing)



RISE Digital, Harness Racing Australia nor the provider accepts any responsibility for the completeness or accuracy of any of the information contained herein, and makes no representations about its suitability for any particular purpose. Users should make their own judgements about those matters and/or seek independent advice. You assume all risks associated with use of data provided on this page

# Bendigo Race 6 Distance 1650m

Thursday, 8 February 2024

Gross Time: 2:00.30

MileRate: 1:57.30

LeadTime: 2.80s

First Qtr: 28.90s

Second Qtr: 31.40s

Third Qtr: 29.30s


Fourth Qtr: 27.90s

DATA TABLE: 800 / 400 Posi's are position from leader and (how wide the horse was at that position)

No	Horse	Plc	Mar	800 Posi	400 Posi	Time	3rd Qtr	4th Qt
6	HES FROM HEAVEN	1	0.0m	1.0m (1)	0.6m (1)	2:00.28	29.27s	27.86s
4	POLLY PEACHUM	2	3.4m	0.0m (0)	0.0m (0)	2:00.53	29.31s	28.14s
11	TUPELO BEACH	3	7.0m	12.2m (0)	12.4m (0)	2:00.80	29.30s	27.53s
1	TOPHUT JOHNY	4	10.6m	4.2m (0)	4.4m (0)	2:01.07	29.33s	28.33s
9	WINGATE GUY	5	12.2m	18.4m (1)	16.4m (2)	2:01.19	29.15s	27.61s
8	CLEM MCARDLE	6	14.4m	8.2m (0)	8.4m (0)	2:01.36	29.32s	28.32s
10	SMOOTH TECHY	7	14.7m	17.0m (0)	16.8m (1)	2:01.38	29.28s	27.75s
3	TINO TERE MAORI	8	14.9m	9.6m (1)	9.6m (1)	2:01.39	29.31s	28.27s
5	OZZIE JOYBELL	9	16.8m	13.6m (1)	11.8m (2)	2:01.53	29.18s	28.25s
2	ARCHAA	10	20.8m	5.8m (1)	5.4m (1)	2:01.83	29.30s	28.97s

## Finish Position and metres gained

First Arrow shows distance gain/loss from 2nd Qtr to 3rd Qtr,  
Second Arrow shows distance gain/loss from 3rd Qtr to Finish  
Blue arrow indicates best gain in these quarters.



800

Visual positions in race at 2nd Quarter



400

Visual positions in race at 3rd Quarter



Powered by



Harness Analyser

Sectional Analysis Software

Not just form | Free Trial

[www.facebook.com/PJHarnessRacing](https://www.facebook.com/PJHarnessRacing)



RISE Digital, Harness Racing Australia nor the provider accepts any responsibility for the completeness or accuracy of any of the information contained herein, and makes no representations about its suitability for any particular purpose. Users should make their own judgements about those matters and/or seek independent advice. You assume all risks associated with use of data provided on this page

# Bendigo Race 7 Distance 1650m

Thursday, 8 February 2024

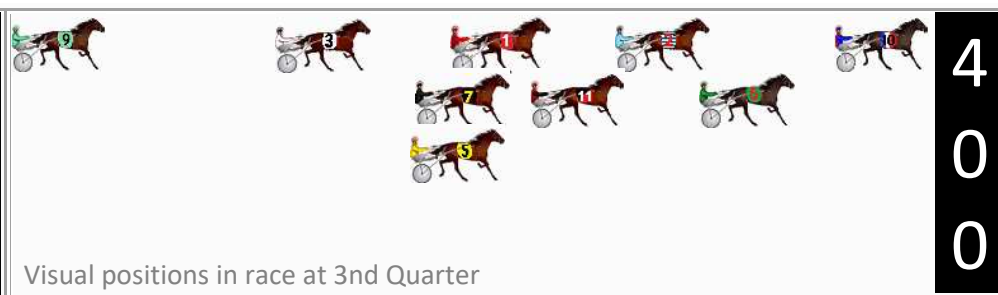

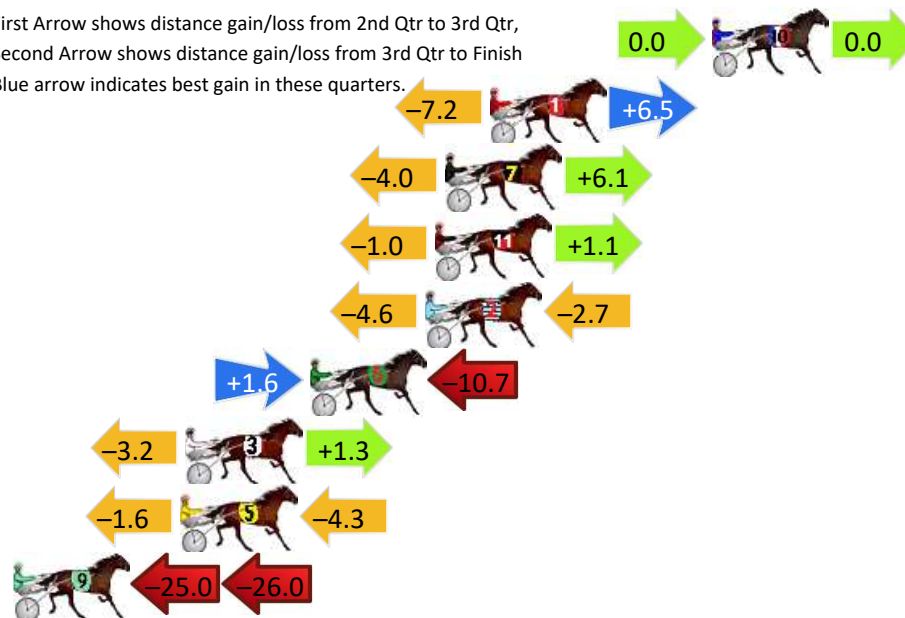
Gross Time: 1:59.50 MileRate: 1:56.50 LeadTime: 2.90s First Qtr: 28.50s Second Qtr: 29.80s Third Qtr: 29.00s Fourth Qtr: 29.30s

DATA TABLE: 800 / 400 Posi's are position from leader and (how wide the horse was at that position)

No	Horse	Plc	Mar	800 Posi	400 Posi	Time	3rd Qtr	4th Qt
10	EXALTED	1	0.0m	0.0m (0)	0.0m (0)	1:59.48	29.00s	29.30s
1	MINIMEZ	2	8.9m	8.2m (0)	15.4m (0)	2:00.14	29.52s	28.83s
7	BERRIESANDCHERRIES	3	10.7m	12.8m (0)	16.8m (1)	2:00.27	29.29s	28.86s
11	QUEEN OF QUEBEC	4	11.1m	11.2m (1)	12.2m (1)	2:00.31	29.07s	29.22s
2	PARIS JAMILLA	5	11.5m	4.2m (0)	8.8m (0)	2:00.33	29.33s	29.50s
6	VALERIE LANE	6	16.1m	7.0m (1)	5.4m (1)	2:00.68	28.88s	30.08s
3	I DREAM OF MILLIE	7	21.1m	19.2m (0)	22.4m (0)	2:01.05	29.23s	29.21s
5	ALDEBARAN DEMI	8	21.3m	15.4m (1)	17.0m (2)	2:01.07	29.11s	29.61s
9	SIMONE LINDENNY	9	176.0m	125.0m (0)	150.0m (0)	2:12.60	30.80s	31.19s

## Finish Position and metres gained

First Arrow shows distance gain/loss from 2nd Qtr to 3rd Qtr,  
Second Arrow shows distance gain/loss from 3rd Qtr to Finish  
Blue arrow indicates best gain in these quarters.



# Bendigo Race 8 Distance 1650m

Thursday, 8 February 2024

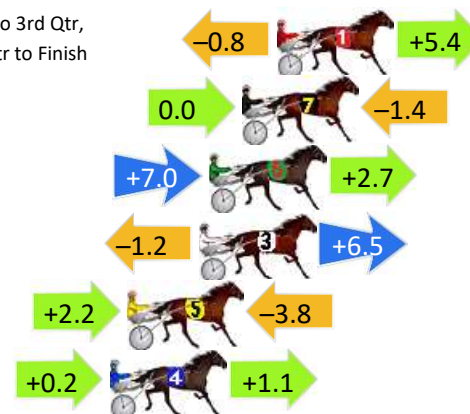
Gross Time: 2:01.00 MileRate: 1:58.10 LeadTime: 2.60s First Qtr: 29.30s Second Qtr: 32.20s Third Qtr: 29.10s Fourth Qtr: 27.80s

DATA TABLE: 800 / 400 Posi's are position from leader and (how wide the horse was at that position)

NoHorse	Plc	Mar	800 Posi	400 Posi	Time	3rd Qtr	4th Qt
1 EGRET	1	0.0m	4.6m (0)	5.4m (0)	2:01.04	29.15s	27.43s
7 SLEEPER	2	1.4m	0.0m (0)	0.0m (0)	2:01.14	29.10s	27.90s
6 ALDEBARAN KEEPA	3	2.7m	12.4m (1)	5.4m (2)	2:01.24	28.60s	27.61s
3 REVELSTOKE	4	3.1m	8.4m (0)	9.6m (0)	2:01.27	29.17s	27.35s
5 VISIONARY	5	6.0m	4.4m (1)	2.2m (1)	2:01.49	28.95s	28.06s
4 ILLAWONG STARDUST	6	6.7m	8.0m (1)	7.8m (1)	2:01.54	29.08s	27.72s

## Finish Position and metres gained

First Arrow shows distance gain/loss from 2nd Qtr to 3rd Qtr, Second Arrow shows distance gain/loss from 3rd Qtr to Finish Blue arrow indicates best gain in these quarters.



800

Visual positions in race at 2nd Quarter



400

Visual positions in race at 3rd Quarter



# Bendigo Race 9 Distance 1650m

Thursday, 8 February 2024



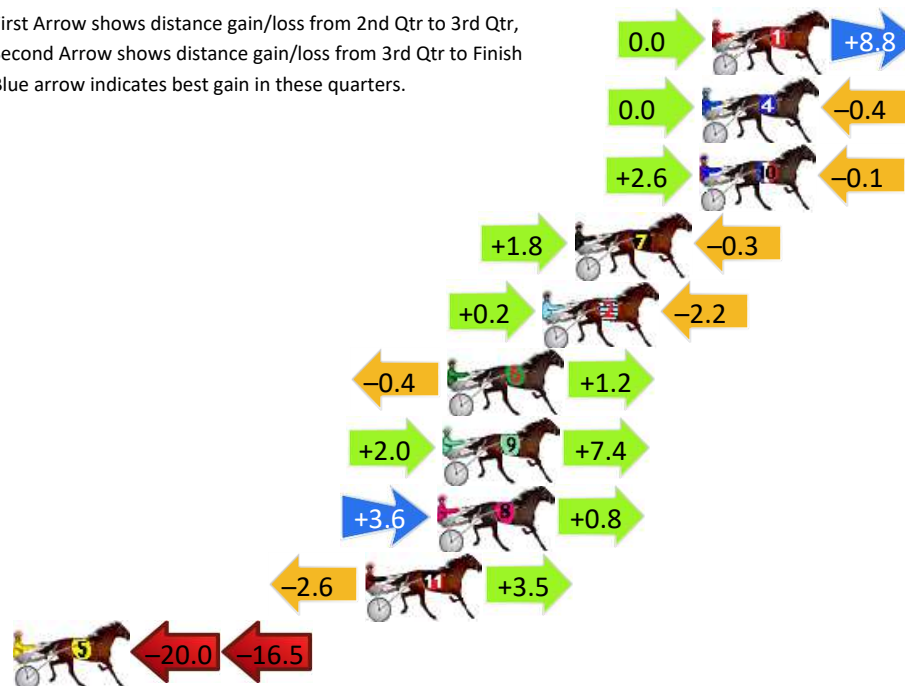
Gross Time: 2:03.70 MileRate: 2:00.70 LeadTime: 2.60s First Qtr: 29.40s Second Qtr: 32.20s Third Qtr: 29.70s Fourth Qtr: 29.80s

DATA TABLE: 800 / 400 Posi's are position from leader and (how wide the horse was at that position)

No	Horse	Plc	Mar	800 Posi	400 Posi	Time	3rd Qtr	4th Qt
1	SHEZA CHOCOLATIER	1	0.0m	8.8m (0)	8.8m (0)	2:03.73	29.70s	29.15s
4	CHRISTMAS BABE	2	0.4m	0.0m (0)	0.0m (0)	2:03.77	29.70s	29.83s
10	THE CHOOK	3	0.5m	3.0m (1)	0.4m (1)	2:03.79	29.51s	29.81s
7	STICK WITH ME	4	5.5m	7.0m (1)	5.2m (1)	2:04.14	29.57s	29.82s
2	MIDNIGHT AVENGER	5	6.8m	4.8m (0)	4.6m (0)	2:04.24	29.68s	29.96s
6	SHIELD MAIDEN	6	10.6m	11.4m (1)	11.8m (1)	2:04.52	29.73s	29.71s
9	ABBIE	7	10.8m	20.2m (1)	18.2m (1)	2:04.53	29.55s	29.25s
8	WIN FLYNN	8	11.0m	15.4m (1)	11.8m (2)	2:04.55	29.43s	29.74s
11	BLACK AND GOLD	9	13.9m	14.8m (0)	17.4m (0)	2:04.76	29.89s	29.54s
5	ALDEBARAN FRED A	10	116.5m	80.0m (0)	100.0m (0)	2:12.42	31.18s	31.02s

## Finish Position and metres gained

First Arrow shows distance gain/loss from 2nd Qtr to 3rd Qtr,  
Second Arrow shows distance gain/loss from 3rd Qtr to Finish  
Blue arrow indicates best gain in these quarters.



# Bendigo Race 10 Distance 2150m

Thursday, 8 February 2024



Gross Time: 2:44.50 MileRate: 2:03.10 LeadTime: 41.40s First Qtr: 33.10s Second Qtr: 30.30s Third Qtr: 30.10s Fourth Qtr: 29.60s

DATA TABLE: 800 / 400 Posi's are position from leader and (how wide the horse was at that position)


No	Horse	Plc	Mar	800 Posi	400 Posi	Time	3rd Qtr	4th Qt
5	VICI BLOOM	1	0.0m	4.4m (0)	4.2m (0)	2:44.49	30.08s	29.29s
8	MISTER BLINDSIDE	2	2.2m	16.4m (0)	18.6m (1)	2:44.66	30.25s	28.39s
9	YOGI SON	3	8.6m	0.0m (0)	0.0m (0)	2:45.14	30.11s	30.23s
1	CLAUDYS SECRET	4	19.4m	21.2m (1)	12.6m (1)	2:45.94	29.47s	30.10s
10	MIDNIGHT EAGLE	5	20.7m	4.0m (1)	2.4m (1)	2:46.04	29.99s	30.95s
12	CHU CHITS	6	32.3m	31.2m (0)	29.8m (0)	2:46.90	30.00s	29.78s
11	NEY DEAN	7	38.0m	22.2m (0)	24.2m (0)	2:47.33	30.26s	30.62s
2	DANCING SPIDER	8	58.9m	11.2m (0)	15.0m (0)	2:48.89	30.41s	32.83s
3	YOSHIDA	9	81.5m	25.0m (1)	33.4m (1)	2:50.56	30.75s	33.14s
4	PETITE FOUR	10	83.3m	17.0m (1)	28.2m (1)	2:50.70	30.97s	33.65s
6	COLUMBIAS GONZALES	11	84.3m	11.0m (1)	22.0m (2)	2:50.78	30.96s	34.18s

## Finish Position and metres gained

First Arrow shows distance gain/loss from 2nd Qtr to 3rd Qtr,  
Second Arrow shows distance gain/loss from 3rd Qtr to Finish  
Blue arrow indicates best gain in these quarters.



Visual positions in race at 2nd Quarter



Visual positions in race at 3rd Quarter