

Bendigo Race 1 Distance 1650m

Wednesday, 6 May 2026



Gross Time: 1:57.90 MileRate: 1:55.00 LeadTime: 2.90s First Qtr: 28.10s Second Qtr: 28.90s Third Qtr: 28.70s Fourth Qtr: 29.30s

DATA TABLE: 800 / 400 Posi's are position from leader and (how wide the horse was at that position)

No	Horse	Plc	Mar	800 Posi	400 Posi	Time	3rd Qtr	4th Qt
9	BYRNESIDE BOOM	1	0.0m	0.9m (1)	0.1m (1)	1:57.90	28.65s	29.29s
8	BETTORSWEETVICTORY	2	1.7m	14.0m (0)	15.5m (0)	1:58.03	28.82s	28.31s
7	MAHINDI	3	4.1m	0.0m (0)	0.0m (0)	1:58.22	28.70s	29.62s
1	MISTER FONZI	4	4.9m	8.8m (0)	11.1m (0)	1:58.28	28.87s	28.88s
5	BLUE CANNON	5	6.5m	19.1m (0)	18.2m (1)	1:58.40	28.65s	28.49s
2	POLLY PEACHUM	6	10.3m	4.6m (0)	6.5m (0)	1:58.69	28.84s	29.62s
6	MADAM REACTOR	7	21.0m	23.1m (1)	19.3m (3)	1:59.51	28.44s	29.52s
4	KORENGAL VALLEY	8	24.6m	6.3m (1)	10.4m (1)	1:59.79	29.00s	30.44s
3	WILD IDEAL	9	26.6m	10.8m (1)	14.6m (1)	1:59.94	28.98s	30.29s
10	MISTER EVOLUTION	10	72.4m	17.5m (1)	16.5m (2)	2:03.46	28.64s	33.67s

Finish Position and metres gained

First Arrow shows distance gain/loss from 2nd Qtr to 3rd Qtr, Second Arrow shows distance gain/loss from 3rd Qtr to Finish
Blue arrow indicates best gain in these quarters.






Bendigo Race 2 Distance 2150m

Wednesday, 6 May 2026

Gross Time: 2:40.20 MileRate: 1:59.90 LeadTime: 38.70s First Qtr: 30.50s Second Qtr: 30.10s Third Qtr: 30.00s Fourth Qtr: 30.90s

DATA TABLE: 800 / 400 Posi's are position from leader and (how wide the horse was at that position)

No	Horse	Plc	Mar	800 Posi	400 Posi	Time	3rd Qtr	4th Qt
6	THE ITALIAN DREAM	1	0.0m	17.3m (1)	16.7m (1)	2:40.20	29.97s	29.64s
1	FREMARKS PEGGY	2	4.3m	0.0m (0)	0.0m (0)	2:40.55	30.00s	31.25s
3	MIDNITE MUSCLE	3	11.5m	5.0m (0)	5.3m (0)	2:41.13	30.03s	31.43s
9	WAIKARE ADRIENNA	4	22.0m	3.9m (1)	3.2m (1)	2:41.98	29.95s	32.44s
5	SAINT EYES	5	26.3m	7.9m (1)	8.1m (1)	2:42.33	30.02s	32.42s
11	ATTRACTED	6	27.6m	13.4m (0)	13.0m (1)	2:42.43	29.98s	32.15s
12	MIELICKI	7	43.4m	26.8m (0)	29.5m (0)	2:43.71	30.23s	32.18s
10	MORNING DOVE	8	46.4m	9.0m (0)	9.7m (0)	2:43.95	30.06s	33.92s
7	NORTHERN TRUSCOTT	9	104.5m	21.3m (1)	14.4m (2)	2:48.65	29.50s	38.26s
2	MOONSHINE LOUIE	10	173.9m	12.7m (1)	115.1m (1)	2:54.25	37.76s	36.24s
8	AFRICAN GALA	11	210.4m	116.7m (0)	140.0m (0)	2:57.20	31.90s	37.30s
4	BETTOR MAN	12	217.7m	120.7m (0)	144.0m (0)	2:57.79	31.90s	37.59s



Bendigo Race 3 Distance 1650m




Wednesday, 6 May 2026

Gross Time: 2:02.30 MileRate: 1:59.30 LeadTime: 2.70s First Qtr: 28.70s Second Qtr: 31.20s Third Qtr: 30.10s Fourth Qtr: 29.60s

DATA TABLE: 800 / 400 Posi's are position from leader and (how wide the horse was at that position)

No	Horse	Plc	Mar	800 Posi	400 Posi	Time	3rd Qtr	4th Qt
9	MONTANA MUSCLE	1	0.0m	11.9m (1)	0.3m (2)	2:02.30	29.23s	29.58s
1	JESSICAS STORY	2	2.8m	5.0m (0)	3.9m (0)	2:02.52	30.02s	29.53s
10	POPPY POPSTAR	3	7.6m	15.2m (2)	4.7m (2)	2:02.89	29.31s	29.84s
5	CHRISTMAS BABE	4	11.1m	0.0m (0)	0.0m (0)	2:03.16	30.10s	30.46s
3	MADGE EGAN	5	14.4m	2.5m (1)	0.5m (1)	2:03.42	29.95s	30.68s
2	CRESCO CASHFLOW	6	16.2m	9.8m (0)	9.4m (0)	2:03.56	30.07s	30.16s
7	MAGIC LAW	7	18.4m	6.8m (1)	5.9m (1)	2:03.73	30.03s	30.59s
11	LOUIEVILLE LASS	8	19.0m	22.6m (1)	9.3m (2)	2:03.77	29.10s	30.38s
12	GIGGLE WATER	9	21.9m	17.2m (1)	10.0m (1)	2:04.00	29.55s	30.56s
6	IM MISS ROYALTY	10	26.4m	18.7m (0)	14.2m (2)	2:04.35	29.75s	30.60s
8	BETSY ANNE	11	36.1m	13.8m (0)	16.6m (0)	2:05.10	30.30s	31.17s
4	ALWAYS SKYE HIGH	12	487.8m	280.6m (0)	324.8m (0)	2:40.15	33.20s	43.35s

Finish Position and metres gained






Bendigo Race 4 Distance 1650m

Wednesday, 6 May 2026

Gross Time: 1:56.60 MileRate: 1:53.70 LeadTime: 2.70s First Qtr: 28.80s Second Qtr: 28.90s Third Qtr: 27.70s Fourth Qtr: 28.50s

DATA TABLE: 800 / 400 Posi's are position from leader and (how wide the horse was at that position)

No	Horse	Plc	Mar	800 Posi	400 Posi	Time	3rd Qtr	4th Qt
4	MIDNIGHT MOTH	1	0.0m	0.0m (0)	0.0m (0)	1:56.60	27.70s	28.50s
9	SAVON DE ROCHE	2	10.0m	1.8m (1)	3.0m (1)	1:57.35	27.79s	29.04s
10	INTERPRETATION	3	15.6m	23.5m (1)	12.2m (2)	1:57.77	26.93s	28.82s
11	MANINKY MOONSHINE	4	16.1m	27.5m (1)	16.0m (2)	1:57.81	26.93s	28.59s
8	CHEYS ANGEL	5	19.0m	10.2m (0)	11.5m (0)	1:58.02	27.80s	29.12s
5	ANIMADO	6	19.6m	11.9m (1)	8.5m (2)	1:58.07	27.47s	29.38s
7	FEEL THE REIGN	7	23.4m	27.2m (0)	23.5m (1)	1:58.35	27.47s	28.61s
1	REALLY SMARTIE	8	23.7m	4.5m (0)	7.2m (0)	1:58.37	27.89s	29.77s
2	DIVINE TILLY	9	25.6m	17.4m (0)	15.3m (0)	1:58.52	27.57s	29.35s
6	JOHN WAYNE	10	27.7m	7.1m (1)	10.2m (1)	1:58.67	27.92s	29.86s
12	HAPPENSTBABEACHBOY	11	32.4m	21.8m (0)	20.1m (0)	1:59.03	27.60s	29.53s
3	LETS WENT	12	34.5m	18.7m (1)	17.2m (1)	1:59.18	27.61s	29.88s



Bendigo Race 5 Distance 1650m

Wednesday, 6 May 2026


Gross Time: 2:00.20 MileRate: 1:57.20 LeadTime: 2.90s First Qtr: 27.60s Second Qtr: 29.60s Third Qtr: 29.70s Fourth Qtr: 30.40s

DATA TABLE: 800 / 400 Posi's are position from leader and (how wide the horse was at that position)

No	Horse	Plc	Mar	800 Posi	400 Posi	Time	3rd Qtr	4th Qt
8	IAMAWINGATE	1	0.0m	13.9m (1)	5.2m (2)	2:00.20	29.07s	30.01s
10	DOT BALL	2	5.4m	9.3m (1)	1.6m (2)	2:00.63	29.14s	30.71s
6	TASTE IT	3	6.0m	0.0m (0)	0.0m (0)	2:00.68	29.70s	30.88s
3	JOEYS HANGOVER	4	18.1m	4.8m (1)	5.5m (1)	2:01.64	29.76s	31.43s
1	HARTNETT	5	19.0m	10.1m (0)	11.4m (0)	2:01.71	29.81s	31.06s
2	STELLAR QUEEN	6	19.4m	5.4m (0)	5.4m (0)	2:01.74	29.70s	31.54s
5	LILNOVA	7	24.4m	14.4m (0)	9.5m (1)	2:02.14	29.35s	31.63s
4	BLUE OCEAN	8	24.7m	17.9m (1)	10.6m (2)	2:02.17	29.17s	31.58s
7	FOUR STARZZZ RUBY	9	44.9m	0.8m (1)	1.5m (1)	2:03.77	29.75s	33.86s

Finish Position and metres gained

First Arrow shows distance gain/loss from 2nd Qtr to 3rd Qtr, Second Arrow shows distance gain/loss from 3rd Qtr to Finish
Blue arrow indicates best gain in these quarters.



800

Visual positions in race at 2nd Quarter



400

Visual positions in race at 3rd Quarter



Bendigo Race 6 Distance 2150m

Wednesday, 6 May 2026




Gross Time: 2:42.30 MileRate: 2:01.50 LeadTime: 40.50s First Qtr: 31.80s Second Qtr: 31.40s Third Qtr: 29.90s Fourth Qtr: 28.70s

DATA TABLE: 800 / 400 Posi's are position from leader and (how wide the horse was at that position)

No	Horse	Plc	Mar	800 Posi	400 Posi	Time	3rd Qtr	4th Qt
1	VERBICI	1	0.0m	0.0m (0)	0.0m (0)	2:42.30	29.90s	28.70s
3	ALDEBARAN JERICHO	2	35.6m	5.7m (1)	3.7m (1)	2:44.98	29.75s	31.11s
8	DONNYOSKO	3	35.8m	4.0m (0)	5.5m (0)	2:45.00	30.00s	31.00s
9	LUCKY AVENUE	4	70.4m	8.1m (0)	14.6m (0)	2:47.60	30.36s	32.94s
4	CORPORATE AFFAIRS	5	84.4m	21.8m (1)	51.2m (0)	2:48.66	32.01s	31.33s
6	HALFA SHOT	6	86.2m	14.8m (0)	29.3m (0)	2:48.80	30.93s	33.07s
5	ELEGANT SPIRIT	7	87.6m	10.1m (1)	12.9m (1)	2:48.90	30.09s	34.36s
7	LOLLY	8	162.9m	94.6m (0)	107.5m (0)	2:54.57	30.70s	33.14s
2	CALLINAN	9	171.6m	100.0m (0)	114.4m (0)	2:55.23	30.80s	33.30s

Finish Position and metres gained

First Arrow shows distance gain/loss from 2nd Qtr to 3rd Qtr, Second Arrow shows distance gain/loss from 3rd Qtr to Finish. Blue arrow indicates best gain in these quarters.



Bendigo Race 7 Distance 2150m

Wednesday, 6 May 2026


Gross Time: 2:41.00 MileRate: 2:00.50 LeadTime: 40.60s First Qtr: 30.90s Second Qtr: 32.10s Third Qtr: 29.10s Fourth Qtr: 28.30s

DATA TABLE: 800 / 400 Posi's are position from leader and (how wide the horse was at that position)

No	Horse	Plc	Mar	800 Posi	400 Posi	Time	3rd Qtr	4th Qt
4	OUTA THE BLUE	1	0.0m	0.0m (0)	0.0m (0)	2:41.00	29.10s	28.30s
5	TEX GOES BANG	2	13.7m	3.1m (1)	2.4m (1)	2:42.02	29.05s	29.15s
7	ALLGOOD VINNIE	3	14.7m	11.3m (1)	8.0m (1)	2:42.09	28.85s	28.82s
1	HESTON CASH	4	16.1m	9.1m (0)	9.3m (0)	2:42.20	29.10s	28.84s
2	SALSBOY	5	17.6m	4.2m (0)	3.9m (0)	2:42.31	29.08s	29.33s
3	BINALONG BAY	6	21.3m	15.9m (1)	11.8m (1)	2:42.58	28.79s	29.04s
9	KNOW THE SCORE	7	21.5m	6.9m (1)	4.2m (2)	2:42.60	28.90s	29.60s
8	TOPHUT JOHNY	8	21.6m	13.3m (0)	13.5m (0)	2:42.61	29.10s	28.95s

Finish Position and metres gained

First Arrow shows distance gain/loss from 2nd Qtr to 3rd Qtr, Second Arrow shows distance gain/loss from 3rd Qtr to Finish
Blue arrow indicates best gain in these quarters.



800

Visual positions in race at 2nd Quarter



400

Visual positions in race at 3rd Quarter



Bendigo Race 8 Distance 1650m

Wednesday, 6 May 2026

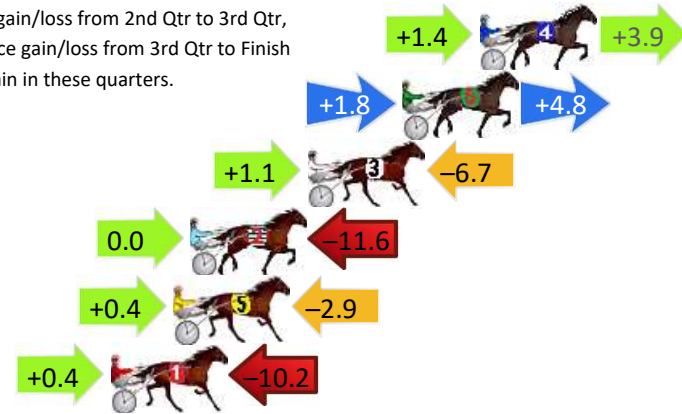
Gross Time: 1:56.50 MileRate: 1:53.70 LeadTime: 2.70s First Qtr: 28.10s Second Qtr: 29.80s Third Qtr: 27.40s Fourth Qtr: 28.50s

DATA TABLE: 800 / 400 Posi's are position from leader and (how wide the horse was at that position)

NoHorse	Plc	Mar	800 Posi	400 Posi	Time	3rd Qtr	4th Qt
4 TOORAM MAGIC	1	0.0m	5.3m (1)	3.9m (1)	1:56.50	27.31s	28.23s
6 MEDINA	2	3.1m	9.7m (1)	7.9m (2)	1:56.73	27.29s	28.18s
3 IN AN IDEAL WORLD	3	6.9m	1.3m (1)	0.2m (1)	1:57.02	27.32s	29.01s
2 MIKI B	4	11.6m	0.0m (0)	0.0m (0)	1:57.37	27.40s	29.37s
5 WATTLEBANK ARNIE	5	12.3m	9.8m (0)	9.4m (0)	1:57.42	27.38s	28.77s
1 JUST AS WELL	6	14.8m	5.0m (0)	4.6m (0)	1:57.61	27.38s	29.29s

Finish Position and metres gained

First Arrow shows distance gain/loss from 2nd Qtr to 3rd Qtr, Second Arrow shows distance gain/loss from 3rd Qtr to Finish
Blue arrow indicates best gain in these quarters.



800

Visual positions in race at 2nd Quarter



400

Visual positions in race at 3rd Quarter



Bendigo Race 9 Distance 2150m

Wednesday, 6 May 2026

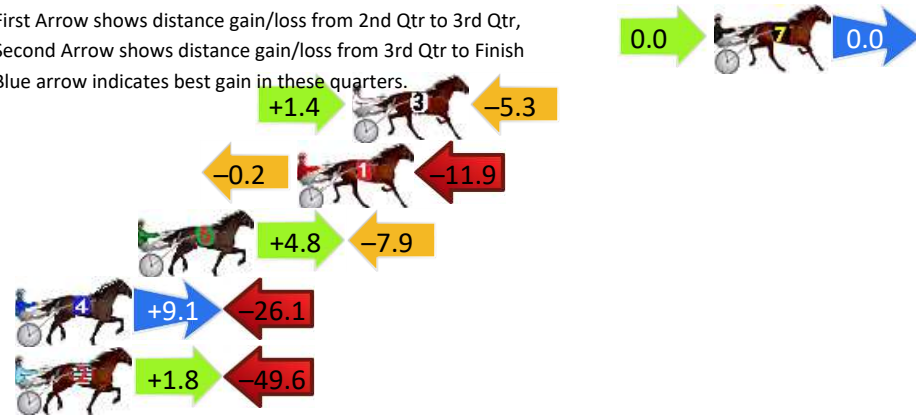
Gross Time: 2:40.70 MileRate: 2:00.30 LeadTime: 39.70s First Qtr: 31.20s Second Qtr: 31.00s Third Qtr: 29.20s Fourth Qtr: 29.60s

DATA TABLE: 800 / 400 Posi's are position from leader and (how wide the horse was at that position)

NoHorse	Plc	Mar	800 Posi	400 Posi	Time	3rd Qtr	4th Qt
7 CARDIGAN SNIPER	1	0.0m	0.0m (0)	0.0m (0)	2:40.70	29.20s	29.60s
3 WESTERIA	2	14.5m	10.6m (0)	9.2m (0)	2:41.82	29.10s	30.05s
1 GRANDIOSA	3	16.7m	4.6m (0)	4.8m (0)	2:42.00	29.22s	30.55s
6 SMOKEN HEAVEN	4	23.1m	20.0m (0)	15.2m (1)	2:42.49	28.86s	30.28s
4 WICKED TORQUE	5	34.2m	17.2m (1)	8.1m (1)	2:43.35	28.54s	31.66s
2 TORQUE TO FARROH	6	63.4m	15.6m (0)	13.8m (0)	2:45.62	29.08s	33.51s

Finish Position and metres gained

First Arrow shows distance gain/loss from 2nd Qtr to 3rd Qtr, Second Arrow shows distance gain/loss from 3rd Qtr to Finish. Blue arrow indicates best gain in these quarters.



800

Visual positions in race at 2nd Quarter



400

Visual positions in race at 3rd Quarter

