

Bendigo Race 1 Distance 1650m

Friday, 2 February 2024


Gross Time: 2:02.00 MileRate: 1:59.00 LeadTime: 2.80s First Qtr: 30.00s Second Qtr: 31.70s Third Qtr: 29.20s Fourth Qtr: 28.30s

DATA TABLE: 800 / 400 Posi's are position from leader and (how wide the horse was at that position)

No	Horse	Plc	Mar	800 Posi	400 Posi	Time	3rd Qtr	4th Qt
4	CITY ROCKSTAR	1	0.0m	0.0m (0)	0.0m (0)	2:02.03	29.20s	28.30s
5	TESTIFIED	2	6.2m	12.8m (1)	2.8m (1)	2:02.49	28.49s	28.54s
1	KEAYANG SNOWMAN	3	7.8m	4.2m (0)	4.2m (0)	2:02.61	29.20s	28.55s
6	KITSUNE	4	10.6m	17.0m (1)	7.4m (1)	2:02.81	28.52s	28.53s
8	PRINCESS ARNA	5	10.6m	8.2m (0)	8.0m (0)	2:02.82	29.19s	28.48s
9	SPELL CASTER	6	21.3m	12.0m (0)	12.0m (0)	2:03.61	29.21s	28.95s
7	SUE NIEN	7	22.0m	26.2m (1)	15.4m (1)	2:03.67	28.44s	28.76s
3	REIGN EM IN	8	27.5m	17.0m (0)	18.4m (0)	2:04.08	29.31s	28.94s
2	WATCHING THE BOYS	9	56.7m	21.8m (1)	20.8m (1)	2:06.26	29.17s	30.83s

Finish Position and metres gained

First Arrow shows distance gain/loss from 2nd Qtr to 3rd Qtr,
Second Arrow shows distance gain/loss from 3rd Qtr to Finish
Blue arrow indicates best gain in these quarters.



800

Visual positions in race at 2nd Quarter



400

Visual positions in race at 3rd Quarter



Powered by



Harness Analyser

Sectional Analysis Software

Not just form | Free Trial

www.facebook.com/PJHarnessRacing



RISE Digital, Harness Racing Australia nor the provider accepts any responsibility for the completeness or accuracy of any of the information contained herein, and makes no representations about its suitability for any particular purpose. Users should make their own judgements about those matters and/or seek independent advice. You assume all risks associated with use of data provided on this page

Bendigo Race 2 Distance 2150m

Friday, 2 February 2024



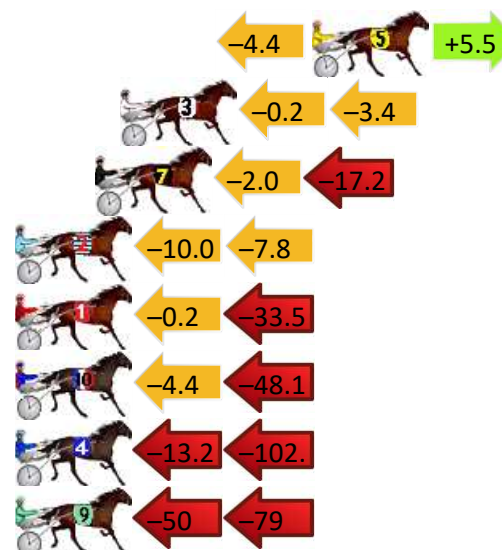
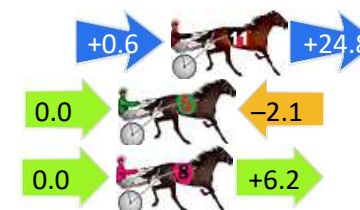
Gross Time: 2:39.00 MileRate: 1:59.00 LeadTime: 39.70s First Qtr: 29.10s Second Qtr: 30.60s Third Qtr: 29.30s Fourth Qtr: 30.30s

DATA TABLE: 800 / 400 Posi's are position from leader and (how wide the horse was at that position)

No	Horse	Plc	Mar	800 Posi	400 Posi	Time	3rd Qtr	4th Qt
11	ALDEBARAN DINO	1	0.0m	25.4m (1)	24.8m (2)	2:38.99	29.29s	28.43s
6	XEBEC	2	2.1m	0.0m (0)	0.0m (0)	2:39.15	29.30s	30.46s
8	ANYWHERE HUGO	3	2.2m	8.4m (0)	8.4m (0)	2:39.15	29.31s	29.83s
5	QUAKE PROOF	4	16.1m	17.2m (0)	21.6m (0)	2:40.19	29.63s	29.89s
3	EL RESAMO	5	23.8m	20.2m (1)	20.4m (1)	2:40.77	29.31s	30.56s
7	UTOPIA	6	24.8m	5.6m (1)	7.6m (1)	2:40.84	29.43s	31.60s
2	ALDEBARAN BOYD	7	33.6m	15.8m (1)	25.8m (0)	2:41.49	30.03s	30.89s
1	HADTOBEHARRY	8	37.7m	4.0m (0)	4.2m (0)	2:41.80	29.27s	32.82s
10	WATCH AND ACT	9	65.1m	12.6m (0)	17.0m (0)	2:43.84	29.57s	33.92s
4	EE BE MAC	10	127.7m	11.6m (1)	24.8m (1)	2:48.51	30.15s	38.05s
9	EXALTED	11	488.1m	360.0m (0)	410.0m (0)	3:15.39	32.91s	36.18s

Finish Position and metres gained

First Arrow shows distance gain/loss from 2nd Qtr to 3rd Qtr, Second Arrow shows distance gain/loss from 3rd Qtr to Finish Blue arrow indicates best gain in these quarters.



Bendigo Race 3 Distance 1650m

Friday, 2 February 2024


Gross Time: 2:00.40 MileRate: 1:57.50 LeadTime: 2.80s First Qtr: 29.60s Second Qtr: 31.50s Third Qtr: 28.20s Fourth Qtr: 28.30s

DATA TABLE: 800 / 400 Posi's are position from leader and (how wide the horse was at that position)

No	Horse	Plc	Mar	800 Posi	400 Posi	Time	3rd Qtr	4th Qt
3	ALOT LIKE LOUIE	1	0.0m	8.0m (1)	1.4m (1)	2:00.45	27.74s	28.20s
1	LONESTAR WARRIOR	2	6.0m	5.6m (0)	4.8m (0)	2:00.90	28.14s	28.38s
5	DANCIN WITH LUSH	3	14.8m	0.0m (0)	0.0m (0)	2:01.55	28.20s	29.34s
8	SPOT THE DEVIL	4	21.3m	9.6m (0)	9.0m (0)	2:02.03	28.16s	29.17s
4	LAVADA GOLD	5	27.3m	12.0m (1)	7.2m (1)	2:02.48	27.86s	29.71s
6	MAYWYN BONTON BOY	6	27.9m	25.6m (1)	13.2m (1)	2:02.53	27.33s	29.33s
2	ERNIELOVENBOY	7	46.6m	17.4m (1)	18.6m (1)	2:03.92	28.28s	30.27s
9	ROCKSTAR SAINT	8	49.3m	21.6m (1)	22.0m (2)	2:04.13	28.22s	30.22s

Finish Position and metres gained

First Arrow shows distance gain/loss from 2nd Qtr to 3rd Qtr,
Second Arrow shows distance gain/loss from 3rd Qtr to Finish
Blue arrow indicates best gain in these quarters.



800

Visual positions in race at 2nd Quarter



400

Visual positions in race at 3rd Quarter



Powered by
PJ

Harness Analyser

Sectional Analysis Software
Not just form | Free Trial

www.facebook.com/PJHarnessRacing



RISE Digital, Harness Racing Australia nor the provider accepts any responsibility for the completeness or accuracy of any of the information contained herein, and makes no representations about its suitability for any particular purpose. Users should make their own judgements about those matters and/or seek independent advice. You assume all risks associated with use of data provided on this page

Bendigo Race 4 Distance 2150m

Friday, 2 February 2024

Gross Time: 2:37.90

MileRate: 1:58.20

LeadTime: 36.40s

First Qtr: 31.80s

Second Qtr: 30.30s

Third Qtr: 28.90s


Fourth Qtr: 30.50s

DATA TABLE: 800 / 400 Posi's are position from leader and (how wide the horse was at that position)

NoHorse	Plc	Mar	800 Posi	400 Posi	Time	3rd Qtr	4th Qt
3 APIECEOFLOU	1	0.0m	0.0m (0)	0.0m (0)	2:37.88	28.90s	30.50s
4 SPORTS WRACK	2	1.2m	4.2m (0)	4.2m (0)	2:37.96	28.91s	30.27s
1 TINO TERE MAORI	3	2.0m	13.4m (0)	11.2m (0)	2:38.03	28.76s	29.80s
10 STYLISH GEM	4	3.7m	17.4m (1)	17.6m (1)	2:38.15	28.94s	29.45s
9 CHANGEOVER GIRL	5	4.2m	18.2m (0)	16.6m (0)	2:38.20	28.81s	29.56s
11 ROCKETS MATE	6	11.3m	12.4m (1)	12.2m (1)	2:38.72	28.89s	30.43s
13 LORIMERMAJOR	7	17.5m	7.0m (1)	8.2m (1)	2:39.18	28.97s	31.21s
5 LILS NIGHTMARE	8	19.8m	3.0m (1)	3.8m (1)	2:39.36	28.93s	31.71s
6 A ROCKNROLL JET	9	20.0m	8.4m (2)	13.0m (3)	2:39.37	29.23s	31.03s
12 CLEM MCARDLE	10	20.4m	22.8m (0)	21.2m (0)	2:39.40	28.78s	30.44s
8 SHAQ	11	54.9m	3.8m (2)	10.4m (2)	2:41.97	29.30s	33.87s
7 RUBY WINGATE	12	115.4m	9.4m (0)	31.0m (0)	2:46.48	30.33s	36.90s

Finish Position and metres gained

First Arrow shows distance gain/loss from 2nd Qtr to 3rd Qtr,
Second Arrow shows distance gain/loss from 3rd Qtr to Finish
Blue arrow indicates best gain in these quarters.



800

Visual positions in race at 2nd Quarter



400

Visual positions in race at 3rd Quarter



Powered by



Harness Analyser

Sectional Analysis Software

Not just form | Free Trial

www.facebook.com/PJHarnessRacing



RISE Digital, Harness Racing Australia nor the provider accepts any responsibility for the completeness or accuracy of any of the information contained herein, and makes no representations about its suitability for any particular purpose. Users should make their own judgements about those matters and/or seek independent advice. You assume all risks associated with use of data provided on this page

Bendigo Race 5 Distance 1650m

Friday, 2 February 2024


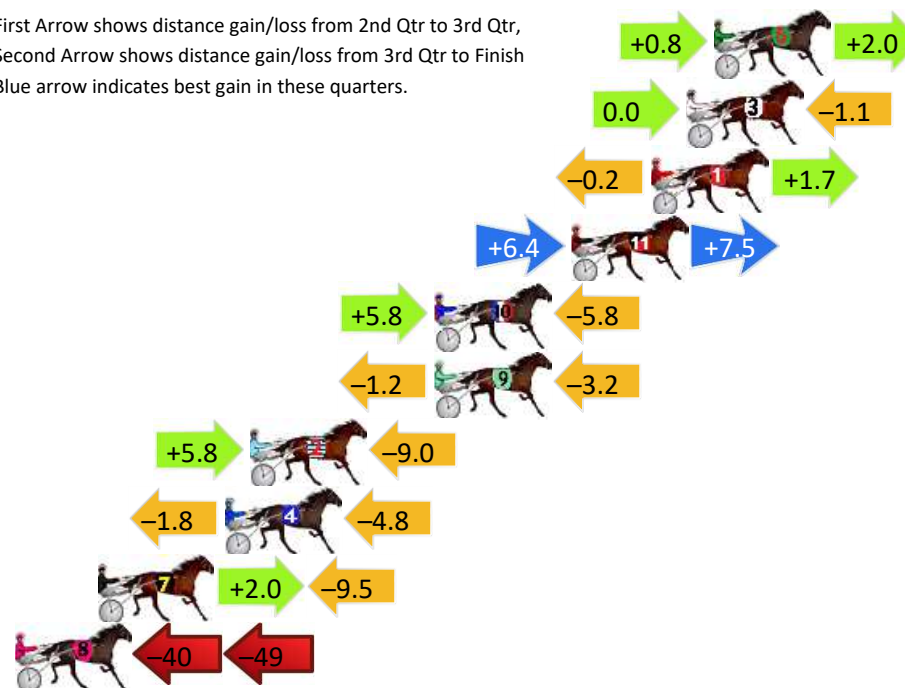
Gross Time: 1:59.90 MileRate: 1:56.90 LeadTime: 2.90s First Qtr: 28.70s Second Qtr: 31.00s Third Qtr: 28.80s Fourth Qtr: 28.50s

DATA TABLE: 800 / 400 Posi's are position from leader and (how wide the horse was at that position)

No	Horse	Plc	Mar	800 Posi	400 Posi	Time	3rd Qtr	4th Qt
6	HEY GOYOUGOODTHING	1	0.0m	2.8m (1)	2.0m (1)	1:59.87	28.74s	28.36s
3	ALBALOU	2	1.1m	0.0m (0)	0.0m (0)	1:59.95	28.80s	28.58s
1	OZZIE JOYBELL	3	2.5m	4.0m (0)	4.2m (0)	2:00.05	28.81s	28.38s
11	BANDIT EYES	4	5.7m	19.6m (1)	13.2m (3)	2:00.28	28.34s	27.97s
10	COMMUNITY ART	5	11.2m	11.2m (1)	5.4m (2)	2:00.70	28.39s	28.91s
9	EYE SEE AMOUR	6	11.2m	6.8m (1)	8.0m (1)	2:00.71	28.89s	28.73s
2	HY FILANTE	7	18.6m	15.4m (1)	9.6m (2)	2:01.25	28.39s	29.14s
4	CONSPIRATOR	8	19.6m	13.0m (0)	14.8m (0)	2:01.33	28.93s	28.84s
7	HOME AND DRY	9	24.7m	17.2m (0)	15.2m (1)	2:01.71	28.66s	29.17s
8	UP AND ABOUT	10	408.4m	320.0m (0)	360.0m (0)	2:30.32	31.67s	31.93s

Finish Position and metres gained

First Arrow shows distance gain/loss from 2nd Qtr to 3rd Qtr, Second Arrow shows distance gain/loss from 3rd Qtr to Finish Blue arrow indicates best gain in these quarters.



Bendigo Race 6 Distance 1650m

Friday, 2 February 2024


Gross Time: 1:59.60 MileRate: 1:56.60 LeadTime: 2.90s First Qtr: 27.50s Second Qtr: 30.30s Third Qtr: 29.00s Fourth Qtr: 29.90s

DATA TABLE: 800 / 400 Posi's are position from leader and (how wide the horse was at that position)

NoHorse	Plc	Mar	800 Posi	400 Posi	Time	3rd Qtr	4th Qt
9 ILLAWONG STARDUST	1	0.0m	17.0m (1)	6.4m (2)	1:59.56	28.23s	29.42s
3 BERRIESANDCHERRIES	2	0.4m	12.6m (1)	9.0m (1)	1:59.59	28.75s	29.26s
10 QUEEN OF QUEBEC	3	1.2m	18.2m (0)	13.4m (1)	1:59.65	28.66s	28.99s
6 TIPSYPURVY	4	1.5m	8.4m (1)	4.4m (1)	1:59.67	28.71s	29.68s
4 NAKED AMBITION	5	1.7m	4.2m (1)	0.4m (1)	1:59.69	28.72s	30.00s
8 BALTICA	6	4.7m	13.6m (0)	12.8m (0)	1:59.91	28.95s	29.30s
2 JAZSPUR	7	11.1m	4.8m (0)	4.2m (0)	2:00.39	28.95s	30.41s
7 KEAYANG XENA	7	11.1m	0.0m (0)	0.0m (0)	2:00.39	28.99s	30.73s
1 I DREAM OF MILLIE	9	11.7m	9.4m (0)	8.6m (0)	2:00.43	28.94s	30.13s
5 EBONY AVENGER	10	24.3m	22.4m (1)	11.8m (2)	2:01.37	28.21s	30.83s

Finish Position and metres gained

First Arrow shows distance gain/loss from 2nd Qtr to 3rd Qtr, Second Arrow shows distance gain/loss from 3rd Qtr to Finish Blue arrow indicates best gain in these quarters.



Visual positions in race at 2nd Quarter

800



Visual positions in race at 3rd Quarter

400



Powered by



Harness Analyser

Sectional Analysis Software

Not just form | Free Trial

www.facebook.com/PJHarnessRacing



RISE Digital, Harness Racing Australia nor the provider accepts any responsibility for the completeness or accuracy of any of the information contained herein, and makes no representations about its suitability for any particular purpose. Users should make their own judgements about those matters and/or seek independent advice. You assume all risks associated with use of data provided on this page

Bendigo Race 7 Distance 2150m

Friday, 2 February 2024


Gross Time: 2:37.20 MileRate: 1:57.70 LeadTime: 37.30s First Qtr: 31.30s Second Qtr: 30.70s Third Qtr: 29.10s Fourth Qtr: 28.80s

DATA TABLE: 800 / 400 Posi's are position from leader and (how wide the horse was at that position)

NoHorse	Plc	Mar	800 Posi	400 Posi	Time	3rd Qtr	4th Qt
7 CAPTAIN WILSON	1	0.0m	12.8m (0)	12.6m (0)	2:37.18	29.08s	27.90s
6 MONTANA FLASH	2	0.8m	19.6m (2)	8.2m (3)	2:37.24	28.28s	28.27s
5 NEW YORKER	3	2.2m	15.4m (2)	4.0m (2)	2:37.35	28.28s	28.67s
2 OZZIE PUNTA	4	4.1m	3.6m (1)	1.2m (1)	2:37.48	28.93s	29.01s
1 CLYMENUS	5	8.8m	0.0m (0)	0.0m (0)	2:37.83	29.10s	29.43s
3 STAG PARTY	6	9.0m	8.4m (0)	8.6m (0)	2:37.86	29.11s	28.83s
9 DESSIE GEE	7	10.4m	11.6m (1)	8.4m (2)	2:37.96	28.87s	28.94s
8 BELITTLED	8	12.4m	4.2m (0)	4.6m (0)	2:38.10	29.13s	29.36s
4 INTERPRETATION	9	15.4m	7.6m (1)	6.2m (1)	2:38.33	29.00s	29.46s

Finish Position and metres gained

First Arrow shows distance gain/loss from 2nd Qtr to 3rd Qtr,
Second Arrow shows distance gain/loss from 3rd Qtr to Finish
Blue arrow indicates best gain in these quarters.



Visual positions in race at 2nd Quarter

800



Visual positions in race at 3rd Quarter

400



Powered by



Harness Analyser

Sectional Analysis Software

Not just form | Free Trial

www.facebook.com/PJHarnessRacing



RISE Digital, Harness Racing Australia nor the provider accepts any responsibility for the completeness or accuracy of any of the information contained herein, and makes no representations about its suitability for any particular purpose. Users should make their own judgements about those matters and/or seek independent advice. You assume all risks associated with use of data provided on this page

Bendigo Race 8 Distance 2150m

Friday, 2 February 2024

Gross Time: 2:37.50

MileRate: 1:57.90

LeadTime: 40.90s

First Qtr: 30.80s

Second Qtr: 29.90s

Third Qtr: 27.80s


Fourth Qtr: 28.10s

DATA TABLE: 800 / 400 Posi's are position from leader and (how wide the horse was at that position)

NoHorse	Plc	Mar	800 Posi	400 Posi	Time	3rd Qtr	4th Qt
9 FIGHTER COMMAND	1	0.0m	3.6m (1)	2.8m (1)	2:37.45	27.75s	27.90s
7 THESTATESMAN	2	1.3m	0.0m (0)	0.0m (0)	2:37.55	27.80s	28.19s
6 TRIPLE ROCK SAINT	3	15.1m	5.4m (0)	6.0m (0)	2:38.57	27.84s	28.74s
4 EAGLE MAJOR	4	18.6m	9.6m (0)	10.4m (0)	2:38.84	27.85s	28.67s
12 ADMIRALOFTHEFLEET	5	22.2m	8.2m (1)	10.2m (1)	2:39.11	27.93s	28.94s
11 CLARENDEN EXPRESS	6	33.4m	21.6m (2)	19.6m (2)	2:39.95	27.66s	29.06s
8 SPORTS NARRATOR	7	45.5m	17.0m (2)	16.0m (1)	2:40.85	27.72s	30.16s
10 EASTBRO DAISY	8	50.7m	26.0m (1)	24.6m (2)	2:41.23	27.69s	29.92s
5 SETTEBELLO	9	50.8m	14.4m (1)	20.0m (1)	2:41.24	28.18s	30.25s
3 EAGER EYES	10	52.3m	14.0m (0)	18.6m (0)	2:41.35	28.11s	30.45s

Finish Position and metres gained

First Arrow shows distance gain/loss from 2nd Qtr to 3rd Qtr, Second Arrow shows distance gain/loss from 3rd Qtr to Finish Blue arrow indicates best gain in these quarters.



Visual positions in race at 2nd Quarter

800



Visual positions in race at 3rd Quarter

400



Powered by



Harness Analyser

Sectional Analysis Software

Not just form | Free Trial

www.facebook.com/PJHarnessRacing



RISE Digital, Harness Racing Australia nor the provider accepts any responsibility for the completeness or accuracy of any of the information contained herein, and makes no representations about its suitability for any particular purpose. Users should make their own judgements about those matters and/or seek independent advice. You assume all risks associated with use of data provided on this page

Bendigo Race 9 Distance 2150m

Friday, 2 February 2024


Gross Time: 2:42.10 MileRate: 2:01.30 LeadTime: 40.30s First Qtr: 31.80s Second Qtr: 30.90s Third Qtr: 28.90s Fourth Qtr: 30.20s

DATA TABLE: 800 / 400 Posi's are position from leader and (how wide the horse was at that position)

NoHorse	Plc	Mar	800 Posi	400 Posi	Time	3rd Qtr	4th Qt
4 PINNACLE HOPE	1	0.0m	0.0m (0)	0.0m (0)	2:42.05	28.90s	30.20s
8 MYNAMEISRUBY	2	0.4m	8.2m (0)	7.8m (0)	2:42.08	28.88s	29.64s
1 EAGLES AND INDIANS	3	7.7m	4.2m (0)	4.0m (0)	2:42.63	28.88s	30.48s
6 BONDI PRINCE	4	9.1m	11.4m (1)	4.2m (1)	2:42.73	28.36s	30.57s
5 RIGHTEOUSLY	5	13.8m	15.8m (1)	8.2m (1)	2:43.08	28.33s	30.62s
10 ILLTELLYOU SUMTHIN G	6	17.3m	18.0m (0)	20.2m (1)	2:43.34	29.07s	29.98s
7 VERY TEMPTING	7	22.5m	19.8m (1)	15.8m (1)	2:43.73	28.60s	30.70s
11 KITCH MACRAY	8	23.6m	22.0m (0)	19.8m (2)	2:43.81	28.73s	30.49s
2 TEX GOES BANG	9	34.3m	6.8m (1)	12.6m (0)	2:44.61	29.29s	31.83s
9 SILKY SMOOTH EXCUSE	10	34.4m	14.0m (0)	17.2m (0)	2:44.62	29.11s	31.49s

Finish Position and metres gained

First Arrow shows distance gain/loss from 2nd Qtr to 3rd Qtr, Second Arrow shows distance gain/loss from 3rd Qtr to Finish
Blue arrow indicates best gain in these quarters.



800

Visual positions in race at 2nd Quarter



400

Visual positions in race at 3rd Quarter



Powered by



Harness Analyser

Sectional Analysis Software

Not just form | Free Trial

www.facebook.com/PJHarnessRacing



RISE Digital, Harness Racing Australia nor the provider accepts any responsibility for the completeness or accuracy of any of the information contained herein, and makes no representations about its suitability for any particular purpose. Users should make their own judgements about those matters and/or seek independent advice. You assume all risks associated with use of data provided on this page

Bendigo Race 10 Distance 2150m

Friday, 2 February 2024


Gross Time: 2:45.80 MileRate: 2:04.10 LeadTime: 41.50s First Qtr: 33.30s Second Qtr: 31.40s Third Qtr: 29.90s Fourth Qtr: 29.70s

DATA TABLE: 800 / 400 Posi's are position from leader and (how wide the horse was at that position)

NoHorse	Plc	Mar	800 Posi	400 Posi	Time	3rd Qtr	4th Qt
1 ROYAL CADENCE	1	0.0m	0.0m (0)	0.0m (0)	2:45.76	29.90s	29.70s
10 TERROROAN	2	5.9m	19.4m (1)	11.8m (2)	2:46.21	29.34s	29.26s
5 SPECULATOR	3	11.9m	15.4m (1)	7.6m (2)	2:46.65	29.32s	30.02s
2 FAVOURITEHIGHLIGHT	4	13.3m	11.4m (1)	3.2m (2)	2:46.76	29.30s	30.45s
11 NOBLE JULIA	5	14.7m	13.4m (0)	14.4m (1)	2:46.86	29.97s	29.72s
3 BETTOR THAN MOST	6	17.4m	2.8m (1)	2.6m (1)	2:47.06	29.89s	30.79s
7 LILNOVA	7	18.7m	7.0m (1)	6.4m (1)	2:47.16	29.86s	30.61s
6 GO GEORGE GO	8	20.9m	23.8m (1)	12.2m (3)	2:47.32	29.04s	30.34s
9 SPRINGFIELD SHADOW	9	30.5m	9.2m (0)	11.0m (0)	2:48.04	30.04s	31.14s
8 STARZZZOFMICHAEL	10	36.5m	4.2m (0)	5.4m (0)	2:48.48	30.00s	32.00s

Finish Position and metres gained

First Arrow shows distance gain/loss from 2nd Qtr to 3rd Qtr,
Second Arrow shows distance gain/loss from 3rd Qtr to Finish
Blue arrow indicates best gain in these quarters.



800

Visual positions in race at 2nd Quarter



400

Visual positions in race at 3rd Quarter



Powered by



Harness Analyser

Sectional Analysis Software

Not just form | Free Trial

www.facebook.com/PJHarnessRacing



RISE Digital, Harness Racing Australia nor the provider accepts any responsibility for the completeness or accuracy of any of the information contained herein, and makes no representations about its suitability for any particular purpose. Users should make their own judgements about those matters and/or seek independent advice. You assume all risks associated with use of data provided on this page