

Ballarat Race 1 Distance 1710m

Thursday, 30 April 2026



Gross Time: 2:05.40 MileRate: 1:58.00 LeadTime: 6.70s First Qtr: 29.80s Second Qtr: 30.60s Third Qtr: 28.90s Fourth Qtr: 29.40s

DATA TABLE: 800 / 400 Posi's are position from leader and (how wide the horse was at that position)

No	Horse	Plc	Mar	800 Posi	400 Posi	Time	3rd Qtr	4th Qt
4	KIMCHI	1	0.0m	0.0m (0)	0.0m (0)	2:05.40	28.90s	29.40s
2	ATOMIC GLORY	2	1.8m	4.9m (0)	4.1m (0)	2:05.54	28.85s	29.24s
7	ALLGOOD VINNIE	3	2.1m	27.8m (1)	19.9m (1)	2:05.56	28.34s	28.12s
11	MARGARITARI	4	7.0m	24.0m (1)	17.4m (3)	2:05.94	28.44s	28.68s
6	LAZENBY	5	7.8m	30.6m (0)	14.8m (0)	2:06.00	27.77s	28.93s
9	TOPHUT JOHNY	6	8.0m	14.6m (1)	9.0m (2)	2:06.02	28.50s	29.37s
10	AMERICAN VICTORY	7	8.8m	19.8m (1)	13.8m (3)	2:06.08	28.48s	29.08s
8	ARE WEASLEY	8	9.6m	14.2m (0)	15.6m (2)	2:06.14	29.01s	29.01s
1	OSCAR BRAVO	9	10.9m	10.3m (0)	10.1m (0)	2:06.24	28.89s	29.51s
5	HOME AND DRY	10	15.2m	5.9m (1)	8.2m (1)	2:06.57	29.07s	29.98s
12	SIR CANDY CLOUD	11	20.8m	1.8m (1)	4.1m (1)	2:07.00	29.07s	30.70s
3	RIVER PATROL	12	23.0m	10.4m (1)	11.9m (1)	2:07.17	29.01s	30.31s

Finish Position and metres gained

First Arrow shows distance gain/loss from 2nd Qtr to 3rd Qtr, Second Arrow shows distance gain/loss from 3rd Qtr to Finish. Blue arrow indicates best gain in these quarters.



800

Visual positions in race at 2nd Quarter



400

Visual positions in race at 3rd Quarter



Ballarat Race 2 Distance 1710m

Thursday, 30 April 2026

Gross Time: 2:05.80 MileRate: 1:58.40 LeadTime: 6.90s First Qtr: 29.60s Second Qtr: 31.40s Third Qtr: 29.40s Fourth Qtr: 28.50s

DATA TABLE: 800 / 400 Posi's are position from leader and (how wide the horse was at that position)

No	Horse	Plc	Mar	800 Posi	400 Posi	Time	3rd Qtr	4th Qt
1	LOWER WEST SIDE	1	0.0m	0.0m (0)	0.0m (0)	2:05.80	29.40s	28.50s
3	ROCK POSTER	2	2.4m	5.1m (0)	4.3m (0)	2:05.98	29.34s	28.37s
12	HOLD ON FOREVER	3	7.5m	20.4m (2)	14.6m (2)	2:06.36	28.96s	28.01s
10	FIVE CENT	4	7.9m	14.9m (2)	10.4m (2)	2:06.39	29.06s	28.34s
11	WHENIMREADY	5	9.9m	2.9m (1)	2.9m (1)	2:06.54	29.40s	29.03s
6	JILLIBY UTAH	6	12.8m	14.1m (0)	12.9m (0)	2:06.76	29.30s	28.53s
4	TALKBABYTALK	7	12.8m	7.5m (1)	7.1m (1)	2:06.76	29.36s	28.95s
8	OPERTSER	8	13.8m	9.6m (0)	8.5m (0)	2:06.83	29.31s	28.92s
7	IMAGUNNARESTNGO	9	16.2m	18.9m (1)	12.7m (1)	2:07.01	28.93s	28.80s
5	WHIRILY MAURZ	10	17.3m	22.6m (0)	18.5m (0)	2:07.09	29.08s	28.46s
13	CURRYINAHURRY	11	18.8m	24.8m (1)	16.8m (1)	2:07.21	28.80s	28.70s
9	BETTING ATTACK	12	24.6m	12.1m (1)	6.0m (2)	2:07.64	28.95s	29.91s

Finish Position and metres gained

First Arrow shows distance gain/loss from 2nd Qtr to 3rd Qtr, Second Arrow shows distance gain/loss from 3rd Qtr to Finish
Blue arrow indicates best gain in these quarters.



800

Visual positions in race at 2nd Quarter



400

Visual positions in race at 3rd Quarter



Sectional Analysis Software

Not just form | Free Trial

www.facebook.com/PJHarnessRacing



RISE Digital, Harness Racing Australia nor the provider accepts any responsibility for the completeness or accuracy of any of the information contained herein, and makes no representations about its suitability for any particular purpose. Users should make their own judgements about those matters and/or seek independent advice. You assume all risks associated with use of data provided on this page

Ballarat Race 3 Distance 2200m

Thursday, 30 April 2026


Gross Time: 2:41.90 MileRate: 1:58.40 LeadTime: 41.80s First Qtr: 30.90s Second Qtr: 30.40s Third Qtr: 29.60s Fourth Qtr: 29.20s

DATA TABLE: 800 / 400 Posi's are position from leader and (how wide the horse was at that position)

No	Horse	Plc	Mar	800 Posi	400 Posi	Time	3rd Qtr	4th Qt
2	VILLAGE VOICE	1	0.0m	8.2m (0)	8.2m (0)	2:41.90	29.60s	28.60s
10	BREATHE EASY	2	0.5m	13.1m (2)	9.0m (3)	2:41.94	29.30s	28.58s
4	FOREGONE CONCLUSION	3	3.0m	0.0m (0)	0.0m (0)	2:42.13	29.60s	29.43s
7	MONSIEUR FLAMEL	4	4.1m	4.1m (0)	4.3m (0)	2:42.21	29.61s	29.20s
1	OUR TRUE COLOURS	5	6.4m	13.6m (0)	13.0m (0)	2:42.39	29.55s	28.74s
6	SENNA STORM	6	13.5m	8.3m (1)	3.3m (1)	2:42.93	29.23s	29.99s
9	JANIEBQUICK	7	15.6m	16.7m (1)	11.9m (1)	2:43.09	29.24s	29.52s
8	JUST PEDRO	8	16.9m	18.1m (0)	16.8m (0)	2:43.19	29.50s	29.26s
3	SUPER CODE	9	17.9m	12.8m (1)	7.8m (1)	2:43.27	29.23s	30.00s
11	BLUE MIKI	10	18.4m	9.4m (2)	6.2m (2)	2:43.31	29.36s	30.16s
5	FLYING SPARKS	11	21.5m	17.8m (2)	13.0m (2)	2:43.55	29.24s	29.90s
12	ZWICK	12	27.6m	21.5m (1)	16.7m (2)	2:44.01	29.24s	30.09s

Finish Position and metres gained

First Arrow shows distance gain/loss from 2nd Qtr to 3rd Qtr, Second Arrow shows distance gain/loss from 3rd Qtr to Finish
Blue arrow indicates best gain in these quarters.



800

Visual positions in race at 2nd Quarter



400

Visual positions in race at 3rd Quarter



Ballarat Race 4 Distance 2200m

Thursday, 30 April 2026




Gross Time: 2:44.90 MileRate: 2:00.70 LeadTime: 44.30s First Qtr: 31.40s Second Qtr: 29.80s Third Qtr: 29.80s Fourth Qtr: 29.60s

DATA TABLE: 800 / 400 Posi's are position from leader and (how wide the horse was at that position)

No	Horse	Plc	Mar	800 Posi	400 Posi	Time	3rd Qtr	4th Qt
9	KAMARAN	1	0.0m	17.8m (1)	1.5m (1)	2:44.90	28.59s	29.49s
2	AHUNDREDPLUS	2	11.4m	12.2m (0)	15.2m (0)	2:45.78	30.02s	29.36s
5	BUSLIN BRODY	3	19.5m	0.0m (0)	0.0m (0)	2:46.41	29.80s	31.11s
4	NIGHT FLIGHT	4	19.8m	4.6m (0)	5.0m (0)	2:46.44	29.83s	30.77s
11	MIELICKI	5	20.1m	29.7m (0)	20.7m (0)	2:46.46	29.13s	29.63s
1	NO TELLING HEATHER	6	20.3m	8.4m (0)	9.1m (0)	2:46.47	29.85s	30.50s
12	BAR TAB	7	22.4m	28.6m (1)	16.1m (2)	2:46.64	28.87s	30.15s
3	OOPZEE DAIZEE	8	26.5m	7.3m (1)	10.3m (1)	2:46.96	30.02s	30.90s
7	METRO SWISH	9	33.8m	13.2m (1)	15.0m (1)	2:47.52	29.93s	31.11s
13	APRIL SUN	10	35.0m	1.6m (1)	6.0m (1)	2:47.62	30.12s	31.88s
6	ARTIGAS	11	231.4m	34.7m (0)	153.1m (0)	3:02.85	38.53s	36.25s
10	CALABASAS	12	405.4m	225.0m (0)	269.5m (0)	3:16.35	33.03s	41.15s

Finish Position and metres gained

First Arrow shows distance gain/loss from 2nd Qtr to 3rd Qtr, Second Arrow shows distance gain/loss from 3rd Qtr to Finish
Blue arrow indicates best gain in these quarters.



Ballarat Race 5 Distance 1710m




Thursday, 30 April 2026

Gross Time: 2:06.00 MileRate: 1:58.60 LeadTime: 7.20s First Qtr: 29.10s Second Qtr: 30.80s Third Qtr: 29.30s Fourth Qtr: 29.60s

DATA TABLE: 800 / 400 Posi's are position from leader and (how wide the horse was at that position)

No	Horse	Plc	Mar	800 Posi	400 Posi	Time	3rd Qtr	4th Qt
7	CHAMPAGNES	1	0.0m	0.0m (0)	0.0m (0)	2:06.00	29.30s	29.60s
1	TENSION SEEKER	2	8.7m	4.1m (0)	4.8m (0)	2:06.67	29.35s	29.92s
8	CHRISTMAS BABE	3	14.6m	9.2m (0)	10.0m (0)	2:07.13	29.36s	30.00s
3	ROBERT JOHN	4	15.3m	13.6m (0)	14.5m (0)	2:07.19	29.37s	29.73s
11	FLING IT RAINBOW	5	26.1m	15.5m (1)	15.0m (2)	2:08.02	29.27s	30.52s
9	SONNYBOY	6	26.4m	18.8m (0)	21.3m (0)	2:08.05	29.49s	30.09s
10	JOE LOU	7	28.7m	29.8m (0)	26.8m (0)	2:08.23	29.09s	29.87s
5	MACHO MAORI	8	31.6m	11.3m (1)	13.1m (1)	2:08.45	29.44s	31.09s
2	LOVE WHO	9	42.1m	34.3m (1)	28.4m (2)	2:09.27	28.88s	30.79s
4	LUCKY YOU	10	53.1m	20.9m (1)	24.2m (1)	2:10.12	29.55s	31.95s
6	HEART OF GRACELAND	11	69.0m	7.1m (1)	9.2m (1)	2:11.35	29.45s	34.28s

Finish Position and metres gained



Ballarat Race 6 Distance 1710m

Thursday, 30 April 2026


Gross Time: 2:07.70 MileRate: 2:00.20 LeadTime: 6.70s First Qtr: 31.30s Second Qtr: 31.90s Third Qtr: 28.20s Fourth Qtr: 29.60s

DATA TABLE: 800 / 400 Posi's are position from leader and (how wide the horse was at that position)

No	Horse	Plc	Mar	800 Posi	400 Posi	Time	3rd Qtr	4th Qt
3	BLISSFULL LILLY	1	0.0m	0.2m (0)	0.0m (0)	2:07.70	28.19s	29.60s
8	EASY ROLLING	2	0.5m	9.1m (0)	9.9m (0)	2:07.74	28.27s	28.93s
1	STELLAR QUEEN	3	2.0m	4.6m (0)	5.6m (0)	2:07.86	28.28s	29.36s
5	QUICK DECISION	4	2.5m	19.1m (1)	16.0m (2)	2:07.89	28.01s	28.64s
6	DOT BALL	5	4.5m	14.6m (1)	13.7m (3)	2:08.05	28.16s	28.97s
9	SKYZ ABOVE	6	11.7m	10.3m (1)	11.0m (1)	2:08.61	28.27s	29.72s
4	DULCIE MAUREEN	7	13.8m	0.0m (1)	5.2m (1)	2:08.77	28.57s	30.30s
2	EL AWOMAN	8	28.7m	6.0m (1)	10.0m (2)	2:09.93	28.50s	31.11s

Finish Position and metres gained

First Arrow shows distance gain/loss from 2nd Qtr to 3rd Qtr, Second Arrow shows distance gain/loss from 3rd Qtr to Finish
Blue arrow indicates best gain in these quarters.



800

Visual positions in race at 2nd Quarter



400

Visual positions in race at 3rd Quarter

Ballarat Race 7 Distance 2200m

Thursday, 30 April 2026

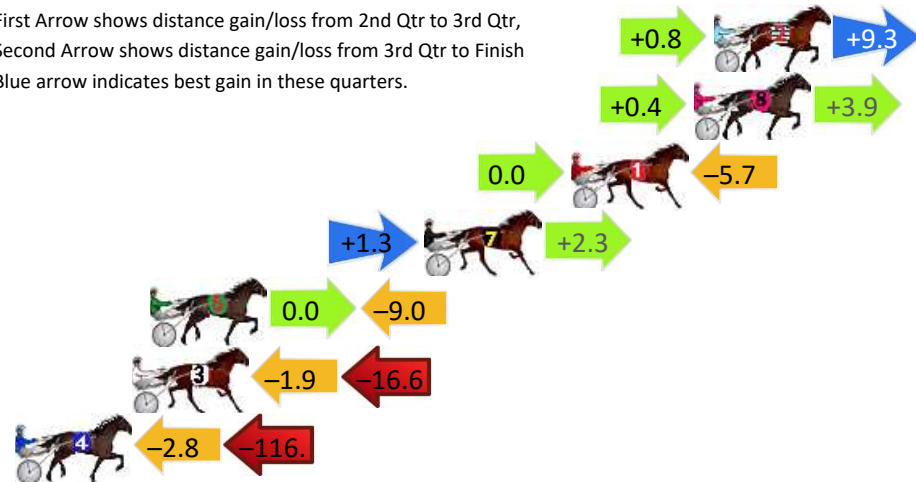
Gross Time: 2:45.50 MileRate: 2:01.10 LeadTime: 44.70s First Qtr: 31.70s Second Qtr: 31.10s Third Qtr: 29.20s Fourth Qtr: 28.80s

DATA TABLE: 800 / 400 Posi's are position from leader and (how wide the horse was at that position)

No	Horse	Plc	Mar	800 Posi	400 Posi	Time	3rd Qtr	4th Qt
2	KARBINE	1	0.0m	10.1m (0)	9.3m (0)	2:45.50	29.14s	28.13s
8	THE SKY IS THE LIMIT	2	0.8m	5.1m (0)	4.7m (0)	2:45.56	29.17s	28.52s
1	CENTURION DREAM	3	5.7m	0.0m (0)	0.0m (0)	2:45.93	29.20s	29.23s
7	QUAKE PROOF	4	11.6m	15.2m (0)	13.9m (0)	2:46.38	29.10s	28.68s
6	SHES SKY HIGH	5	22.6m	13.6m (1)	13.6m (2)	2:47.21	29.19s	29.53s
3	ROMANTIC NINA	6	23.3m	4.8m (1)	6.7m (1)	2:47.26	29.33s	30.08s
4	JAKARTA	7	128.4m	9.4m (1)	12.2m (1)	2:55.21	29.40s	37.63s

Finish Position and metres gained

First Arrow shows distance gain/loss from 2nd Qtr to 3rd Qtr, Second Arrow shows distance gain/loss from 3rd Qtr to Finish Blue arrow indicates best gain in these quarters.



800

Visual positions in race at 2nd Quarter



400

Visual positions in race at 3rd Quarter

Ballarat Race 8 Distance 2200m

Thursday, 30 April 2026



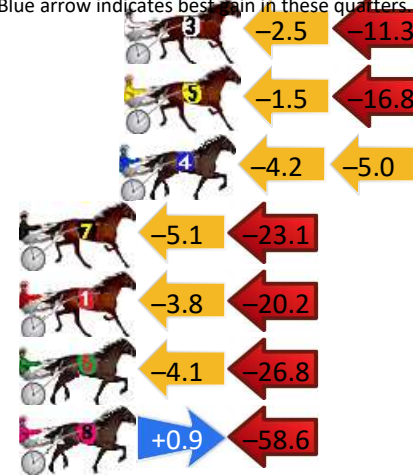
Gross Time: 2:45.20 MileRate: 2:00.80 LeadTime: 46.10s First Qtr: 31.90s Second Qtr: 29.30s Third Qtr: 29.10s Fourth Qtr: 28.80s

DATA TABLE: 800 / 400 Posi's are position from leader and (how wide the horse was at that position)

No	Horse	Plc	Mar	800 Posi	400 Posi	Time	3rd Qtr	4th Qt
2	FREMARKS PEGGY	1	0.0m	0.0m (0)	0.0m (0)	2:45.20	29.10s	28.80s
3	AI SEDHAI	2	23.8m	10.0m (0)	12.5m (0)	2:47.00	29.28s	29.70s
5	MIDNITE MUSCLE	3	23.8m	5.5m (0)	7.0m (0)	2:47.00	29.20s	30.10s
4	SNICKERS EXPRESS	4	24.0m	14.8m (0)	19.0m (0)	2:47.01	29.40s	29.24s
7	WHATS THE TEA	5	45.1m	16.9m (1)	22.0m (1)	2:48.61	29.46s	30.63s
1	ALLWATFUNJINGLES	6	49.4m	25.4m (0)	29.2m (0)	2:48.93	29.36s	30.43s
6	RASENGAN	7	50.8m	19.9m (0)	24.0m (0)	2:49.04	29.39s	30.91s
8	RYMES	8	64.3m	6.6m (1)	5.7m (1)	2:50.06	29.03s	33.25s

Finish Position and metres gained

First Arrow shows distance gain/loss from 2nd Qtr to 3rd Qtr, Second Arrow shows distance gain/loss from 3rd Qtr to Finish
Blue arrow indicates best gain in these quarters



Ballarat Race 9 Distance 2200m

Thursday, 30 April 2026

Gross Time: 2:47.90 MileRate: 2:02.90 LeadTime: 44.20s First Qtr: 30.50s Second Qtr: 31.00s Third Qtr: 30.60s Fourth Qtr: 31.60s

DATA TABLE: 800 / 400 Posi's are position from leader and (how wide the horse was at that position)

No	Horse	Plc	Mar	800 Posi	400 Posi	Time	3rd Qtr	4th Qt
6	ONAWINGANDAPRAYER	1	0.0m	4.3m (0)	1.8m (1)	2:47.90	30.41s	31.46s
2	JUNGLE SPIDER	2	1.1m	0.0m (0)	0.0m (0)	2:47.99	30.60s	31.69s
5	MISS AVENGER	3	3.7m	9.2m (0)	5.6m (0)	2:48.21	30.33s	31.48s
3	NEDZA THRILLER	4	9.5m	13.8m (0)	9.5m (0)	2:48.68	30.28s	31.65s
4	NUCLEAR ATTITUDE	5	10.2m	12.9m (1)	8.5m (1)	2:48.74	30.28s	31.78s
8	THAT OTHER THING	6	30.7m	30.0m (1)	24.7m (1)	2:50.43	30.23s	32.22s
7	ALDEBARAN MAVERICK	7	30.8m	20.4m (1)	17.7m (0)	2:50.44	30.42s	32.77s
1	CRONK	8	191.2m	106.5m (0)	126.8m (0)	3:03.69	32.30s	37.59s

Finish Position and metres gained

First Arrow shows distance gain/loss from 2nd Qtr to 3rd Qtr, Second Arrow shows distance gain/loss from 3rd Qtr to Finish. Blue arrow indicates best gain in these quarters.

