

Ballarat Race 1 Distance 2200m

Thursday, 28 May 2026




Gross Time: 2:42.90 MileRate: 1:59.20 LeadTime: 42.80s First Qtr: 31.70s Second Qtr: 29.90s Third Qtr: 28.80s Fourth Qtr: 29.70s

DATA TABLE: 800 / 400 Posi's are position from leader and (how wide the horse was at that position)

No	Horse	Plc	Mar	800 Posi	400 Posi	Time	3rd Qtr	4th Qt
11	THEROUX	1	0.0m	22.4m (1)	21.5m (2)	2:42.90	28.76s	28.14s
12	GLENLINE	2	5.4m	26.7m (1)	25.5m (1)	2:43.32	28.74s	28.27s
4	BOND GIRL	3	5.7m	14.1m (1)	12.7m (2)	2:43.34	28.71s	29.22s
3	FREAK OUT	4	8.1m	9.9m (1)	8.5m (2)	2:43.53	28.71s	29.71s
8	ONECROWDEDHOUR	5	8.5m	14.0m (0)	12.9m (0)	2:43.56	28.74s	29.42s
2	ETIZ AMODEL	6	9.1m	5.0m (0)	4.7m (0)	2:43.61	28.78s	30.07s
10	HOME AND DRY	7	10.5m	18.3m (1)	16.9m (1)	2:43.72	28.72s	29.29s
5	EASY ROLLING	8	12.0m	0.0m (0)	0.0m (0)	2:43.83	28.80s	30.63s
7	DOT BALL	9	13.7m	18.6m (0)	17.2m (0)	2:43.97	28.72s	29.52s
1	ALOOK TO LIKE	10	13.8m	9.8m (0)	8.5m (0)	2:43.97	28.72s	30.15s
6	SHIRALEE	11	16.3m	5.3m (1)	8.0m (1)	2:44.17	29.00s	30.39s
13	ZWICK	12	50.6m	30.6m (1)	29.4m (0)	2:46.84	28.75s	31.50s

Finish Position and metres gained

First Arrow shows distance gain/loss from 2nd Qtr to 3rd Qtr, Second Arrow shows distance gain/loss from 3rd Qtr to Finish
Blue arrow indicates best gain in these quarters.



Ballarat Race 3 Distance 2200m

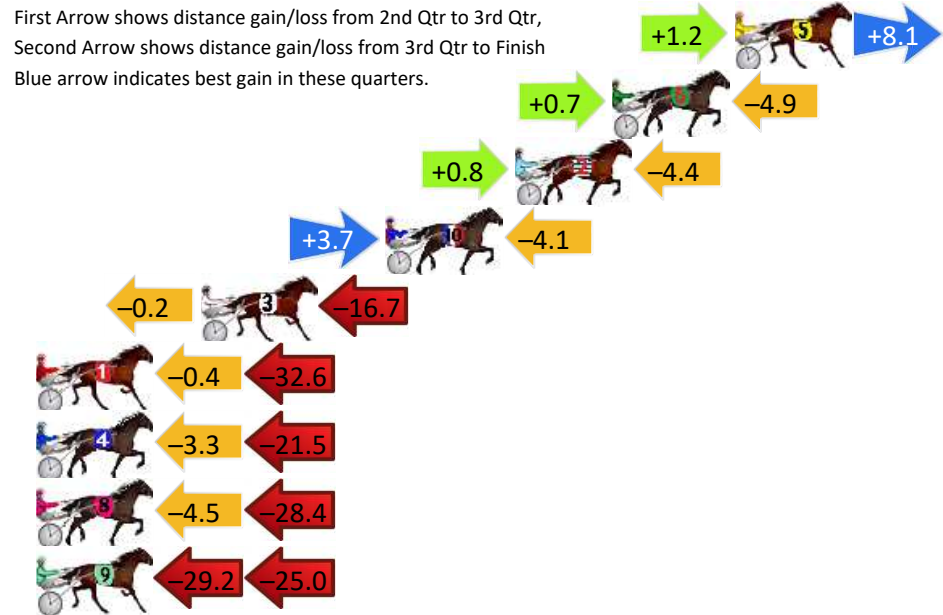
Thursday, 28 May 2026

Gross Time: 2:45.30 MileRate: 2:00.90 LeadTime: 43.60s First Qtr: 31.30s Second Qtr: 30.00s Third Qtr: 29.60s Fourth Qtr: 30.80s


DATA TABLE: 800 / 400 Posi's are position from leader and (how wide the horse was at that position)

No	Horse	Plc	Mar	800 Posi	400 Posi	Time	3rd Qtr	4th Qt
5	CALABASAS	1	0.0m	9.3m (1)	8.1m (2)	2:45.30	29.53s	30.19s
6	LEANNE LEEANN	2	4.9m	0.7m (1)	0.0m (1)	2:45.69	29.55s	31.19s
2	NORTHERN TRUSCOTT	3	8.8m	5.2m (1)	4.4m (2)	2:46.01	29.55s	31.18s
10	SABIHALIL	4	14.0m	13.6m (1)	9.9m (3)	2:46.43	29.34s	31.19s
3	BUCKLES FOR BERRY	5	21.4m	4.5m (0)	4.7m (0)	2:47.02	29.62s	32.17s
1	NO TELLING HEATHER	6	33.0m	0.0m (0)	0.4m (0)	2:47.96	29.63s	33.43s
4	METRO SWISH	7	33.9m	9.1m (0)	12.4m (0)	2:48.03	29.86s	32.60s
8	ZOOLU	8	46.9m	14.0m (0)	18.5m (0)	2:49.08	29.96s	33.19s
9	IM LADY RHONDA	9	73.9m	19.7m (1)	48.9m (1)	2:51.25	31.82s	33.08s

Finish Position and metres gained



Visual positions in race at 2nd Quarter



Visual positions in race at 3rd Quarter

Ballarat Race 4 Distance 1710m

Thursday, 28 May 2026


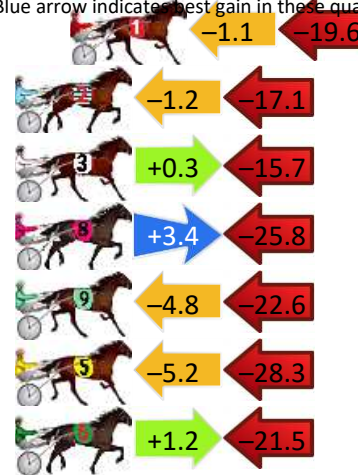
Gross Time: 2:02.30 MileRate: 1:55.10 LeadTime: 6.70s First Qtr: 28.60s Second Qtr: 30.90s Third Qtr: 28.20s Fourth Qtr: 27.90s

DATA TABLE: 800 / 400 Posi's are position from leader and (how wide the horse was at that position)


No	Horse	Plc	Mar	800 Posi	400 Posi	Time	3rd Qtr	4th Qt
7	TEST OF FIRE	1	0.0m	0.0m (0)	0.0m (0)	2:02.30	28.20s	27.90s
1	LAZENBY	2	25.8m	5.1m (0)	6.2m (0)	2:04.19	28.27s	29.36s
2	SUPER CODE	3	28.3m	10.0m (0)	11.2m (0)	2:04.38	28.28s	29.20s
3	PONTIAN GIRL	4	31.5m	16.1m (0)	15.8m (0)	2:04.61	28.17s	29.11s
8	MISS DOOBEE	5	34.7m	12.3m (1)	8.9m (2)	2:04.85	27.96s	29.83s
9	PRESIDENTIALCHANGE	6	35.1m	7.7m (1)	12.5m (1)	2:04.87	28.53s	29.60s
5	MEDIA MOGUL	7	36.5m	3.0m (1)	8.2m (1)	2:04.98	28.56s	30.01s
6	WICHITA KANSAS	8	36.9m	16.6m (1)	15.4m (2)	2:05.01	28.11s	29.54s

Finish Position and metres gained

First Arrow shows distance gain/loss from 2nd Qtr to 3rd Qtr, Second Arrow shows distance gain/loss from 3rd Qtr to Finish. Blue arrow indicates best gain in these quarters.



Visual positions in race at 2nd Quarter



Visual positions in race at 3rd Quarter



Ballarat Race 5 Distance 2200m



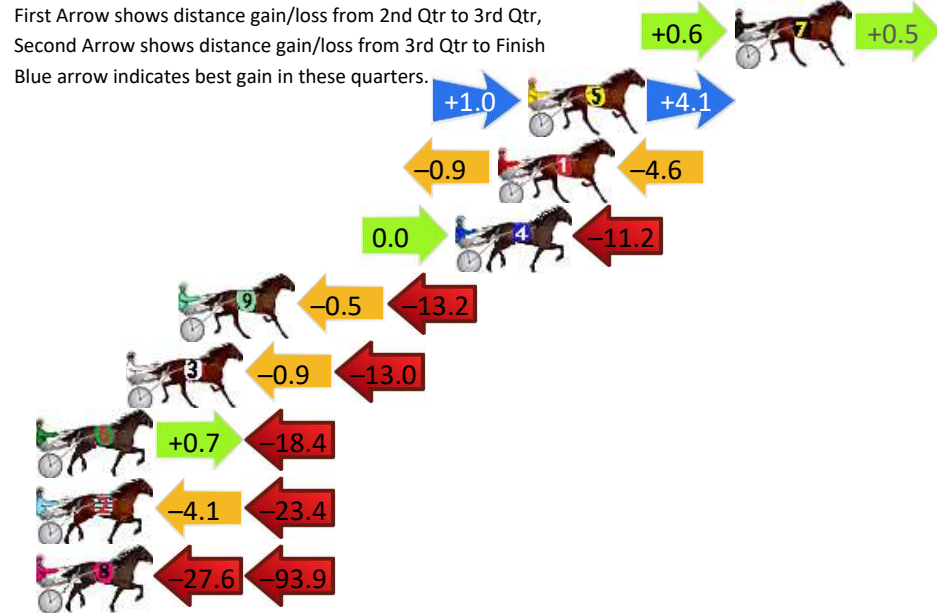
Thursday, 28 May 2026

Gross Time: 2:47.60 MileRate: 2:02.60 LeadTime: 43.90s First Qtr: 32.40s Second Qtr: 30.80s Third Qtr: 30.00s Fourth Qtr: 30.50s

DATA TABLE: 800 / 400 Posi's are position from leader and (how wide the horse was at that position)

No	Horse	Plc	Mar	800 Posi	400 Posi	Time	3rd Qtr	4th Qt
7	SCAR	1	0.0m	1.1m (1)	0.5m (1)	2:47.60	29.96s	30.46s
5	WHATS THE TEA	2	8.3m	13.4m (0)	12.4m (0)	2:48.26	29.93s	30.23s
1	LOVE WHO	3	9.5m	4.0m (0)	4.9m (0)	2:48.36	30.07s	30.89s
4	BETTOR MAN	4	11.2m	0.0m (0)	0.0m (0)	2:48.49	30.00s	31.39s
9	RASENGAN	5	22.3m	8.6m (0)	9.1m (1)	2:49.38	30.04s	31.60s
3	THATS YOUR OPINION	6	24.4m	10.5m (1)	11.4m (3)	2:49.55	30.08s	31.59s
6	EMILY MEAGAN	7	32.2m	14.5m (1)	13.8m (1)	2:50.17	29.96s	32.03s
2	ONAWINGANDAPRA YER	8	33.0m	5.5m (1)	9.6m (2)	2:50.23	30.31s	32.41s
8	MOONLIGHT BILLY	9	280.1m	158.6m (0)	186.2m (0)	3:09.96	32.17s	38.86s

Finish Position and metres gained



Ballarat Race 6 Distance 2200m

Thursday, 28 May 2026

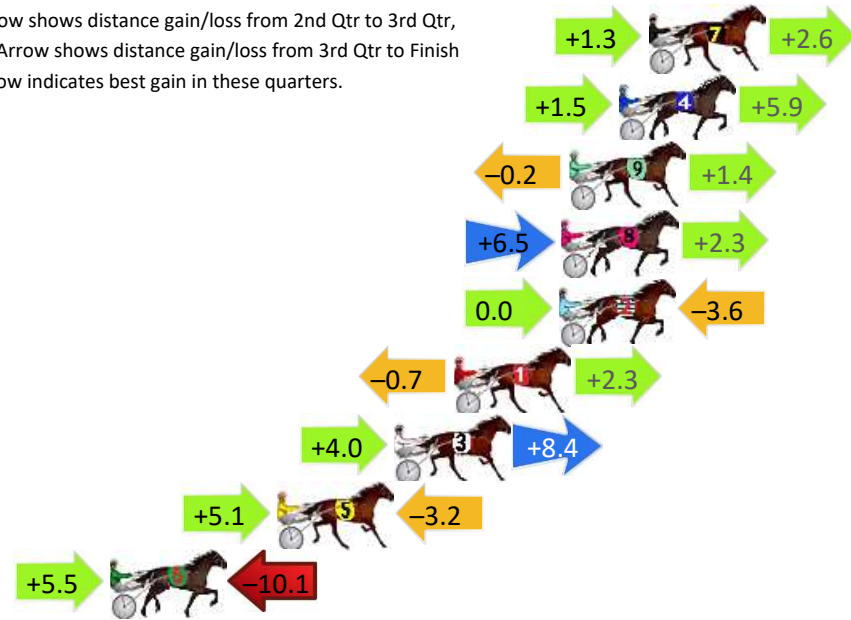
Gross Time: 2:44.70 MileRate: 2:00.50 LeadTime: 43.80s First Qtr: 32.20s Second Qtr: 30.70s Third Qtr: 28.70s Fourth Qtr: 29.30s

DATA TABLE: 800 / 400 Posi's are position from leader and (how wide the horse was at that position)

NoHorse	Plc	Mar	800 Posi	400 Posi	Time	3rd Qtr	4th Qt
7 BOBBYS ROOM	1	0.0m	3.9m (1)	2.6m (1)	2:44.70	28.61s	29.11s
4 ROCK POSTER	2	1.2m	8.6m (1)	7.1m (1)	2:44.79	28.60s	28.88s
9 OPERTSER	3	3.2m	4.4m (0)	4.6m (0)	2:44.95	28.72s	29.22s
8 JUST LIKE NUGGET	4	3.5m	12.3m (1)	5.8m (2)	2:44.97	28.24s	29.15s
2 SEASIDE LADY	5	3.6m	0.0m (0)	0.0m (0)	2:44.98	28.70s	29.58s
1 CURRYINAHURRY	6	7.8m	9.4m (0)	10.1m (0)	2:45.30	28.76s	29.17s
3 IMAGUNNARESTNGO	7	10.2m	22.6m (1)	18.6m (1)	2:45.48	28.43s	28.74s
5 HANORA	8	14.9m	16.8m (0)	11.7m (1)	2:45.84	28.34s	29.60s
6 FIRESIDE	9	21.6m	17.0m (1)	11.5m (2)	2:46.36	28.32s	30.13s

Finish Position and metres gained

First Arrow shows distance gain/loss from 2nd Qtr to 3rd Qtr, Second Arrow shows distance gain/loss from 3rd Qtr to Finish
Blue arrow indicates best gain in these quarters.



800

Visual positions in race at 2nd Quarter



400

Visual positions in race at 3rd Quarter



Ballarat Race 7 Distance 2200m

Thursday, 28 May 2026

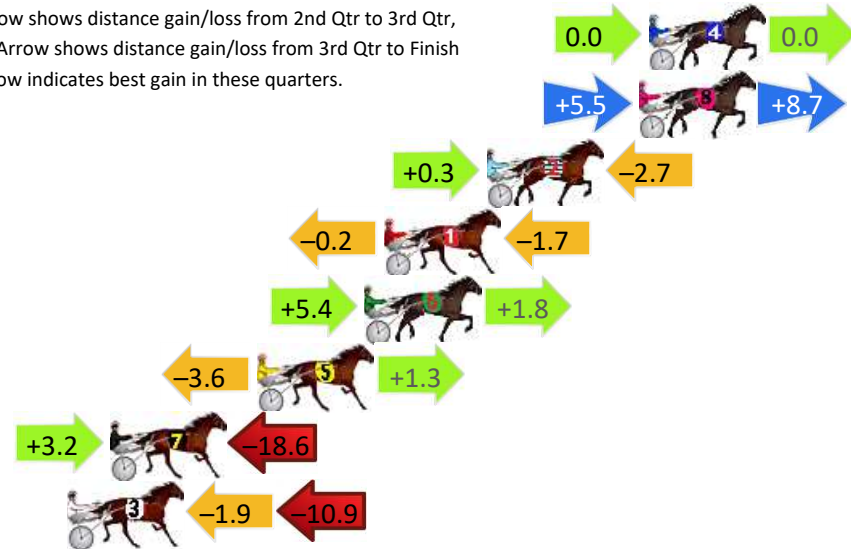
Gross Time: 2:41.70 MileRate: 1:58.30 LeadTime: 43.70s First Qtr: 30.30s Second Qtr: 30.40s Third Qtr: 29.20s Fourth Qtr: 28.10s

DATA TABLE: 800 / 400 Posi's are position from leader and (how wide the horse was at that position)

No	Horse	Plc	Mar	800 Posi	400 Posi	Time	3rd Qtr	4th Qt
4	MONSIEUR FLAMEL	1	0.0m	0.0m (0)	0.0m (0)	2:41.70	29.20s	28.10s
8	COLOSIMO	2	0.4m	14.6m (1)	9.1m (2)	2:41.73	28.79s	27.48s
2	ASMILEANDAWINX	3	6.5m	4.1m (0)	3.8m (0)	2:42.18	29.17s	28.31s
1	UP AND ABOUT	4	10.6m	8.7m (0)	8.9m (0)	2:42.48	29.20s	28.25s
6	GALLICO	5	11.4m	18.6m (1)	13.2m (2)	2:42.54	28.79s	28.00s
5	JANIEBQUICK	6	15.7m	13.4m (0)	17.0m (1)	2:42.86	29.44s	28.05s
7	THATS KEVIN	7	21.6m	6.2m (1)	3.0m (1)	2:43.30	28.96s	29.49s
3	FOREGONE CONCLUSION	8	23.3m	10.5m (1)	12.4m (1)	2:43.42	29.32s	28.94s

Finish Position and metres gained

First Arrow shows distance gain/loss from 2nd Qtr to 3rd Qtr, Second Arrow shows distance gain/loss from 3rd Qtr to Finish Blue arrow indicates best gain in these quarters.



8
0
0

Visual positions in race at 2nd Quarter



4
0
0

Visual positions in race at 3rd Quarter