

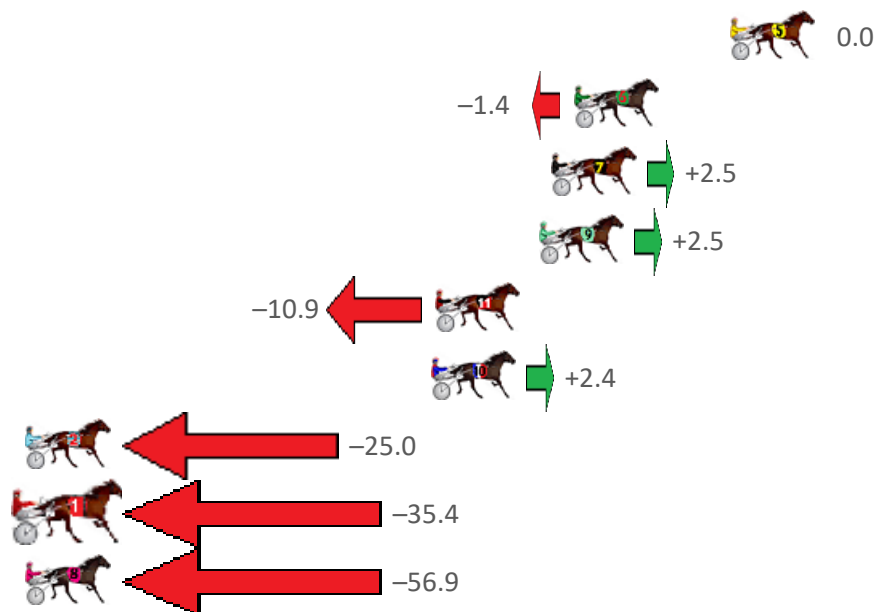
# Ballarat Race 1 Distance 1710m

Thursday, 26 October 2023

Gross Time: 2:05.70 MileRate: 1:58.30 LeadTime: 6.30s First Qtr: 28.40s Second Qtr: 31.50s Third Qtr: 30.30s Fourth Qtr: 29.20s

NoHorse	Plc	Mar	800 Posi	400 Posi	Time	3rd Qtr	4th Qtr
5 SOUNDS LIKE FUN	1	0.0m	0.0m (0)	0.0m (0)	2:05.74	30.30s	29.24s
6 IMAWINGATE	2	6.2m	4.8m (0)	4.3m (0)	2:06.20	30.26s	29.38s
7 PICKLE IT	3	7.1m	9.6m (0)	8.7m (0)	2:06.28	30.22s	29.14s
9 CORNISH SMUGGLER	4	7.6m	10.1m (1)	11.1m (2)	2:06.31	30.36s	28.99s
11 KHANS CREED	5	11.7m	0.8m (1)	0.7m (1)	2:06.62	30.29s	30.07s
10 LESTER	6	11.9m	14.3m (1)	15.3m (1)	2:06.64	30.35s	29.01s
2 JOSIE ELLA	7	30.6m	5.6m (1)	9.3m (1)	2:08.02	30.57s	30.83s
1 BOND GIRL	8	49.7m	14.3m (0)	15.2m (0)	2:09.45	30.34s	31.83s
8 SIR FLOYD	9	132.8m	75.9m (0)	87.6m (0)	2:15.65	31.06s	32.67s

## Finish Position and metres gained from 800m



**PJ Harness Analyser**  
Sectional Analysis Software – Not just a formguide!

[www.facebook.com/PJHarnessRacing](https://www.facebook.com/PJHarnessRacing)



RISE Digital, Harness Racing Australia nor the provider accepts any responsibility for the completeness or accuracy of any of the information contained herein, and makes no representations about its suitability for any particular purpose. Users should make their own judgements about those matters and/or seek independent advice. You assume all risks associated with use of data provided on this page

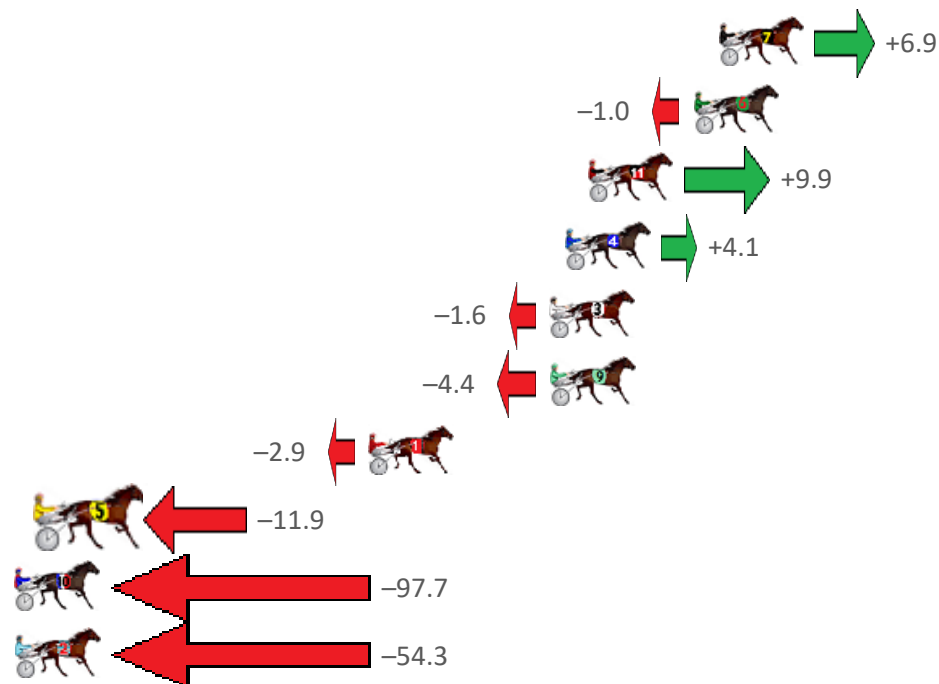
# Ballarat Race 2 Distance 2200m

Thursday, 26 October 2023

Gross Time: 2:55.60 MileRate: 2:08.40 LeadTime: 46.80s First Qtr: 34.50s Second Qtr: 32.90s Third Qtr: 31.50s Fourth Qtr: 29.90s

NoHorse	Plc	Mar	800 Posi	400 Posi	Time	3rd Qtr	4th Qtr
7 TUBS NOW SLIM	1	0.0m	6.9m (1)	6.4m (1)	2:55.59	31.45s	29.40s
6 HEZA GUNSLINGER	2	1.0m	0.0m (0)	0.0m (0)	2:55.66	31.50s	29.96s
11 ORPHAN ANDY	3	5.2m	15.1m (1)	12.7m (1)	2:55.97	31.29s	29.30s
4 CEEAY MONKEY FAC	4	6.1m	10.2m (0)	10.5m (0)	2:56.04	31.50s	29.54s
3 WILLS MAVERICK	5	6.7m	5.1m (0)	4.7m (0)	2:56.09	31.46s	30.03s
9 SEBASTIANS SECRET	5	6.7m	2.3m (1)	1.7m (1)	2:56.09	31.45s	30.26s
1 ALDEBARAN ANTON	7	13.9m	11.0m (1)	8.7m (2)	2:56.62	31.30s	30.26s
5 MERCURY MATE	8	26.7m	14.8m (0)	14.7m (0)	2:57.57	31.46s	30.75s
10 FRANKYTHEFRENCH	9	117.4m	19.7m (1)	16.9m (1)	3:04.34	31.25s	37.35s
2 IMA WALKERVILLE	10	129.1m	74.8m (0)	85.2m (0)	3:05.21	32.14s	33.01s

## Finish Position and metres gained from 800m



**PJ Harness Analyser**  
Sectional Analysis Software – Not just a formguide!

[www.facebook.com/PJHarnessRacing](https://www.facebook.com/PJHarnessRacing)



RISE Digital, Harness Racing Australia nor the provider accepts any responsibility for the completeness or accuracy of any of the information contained herein, and makes no representations about its suitability for any particular purpose. Users should make their own judgements about those matters and/or seek independent advice. You assume all risks associated with use of data provided on this page

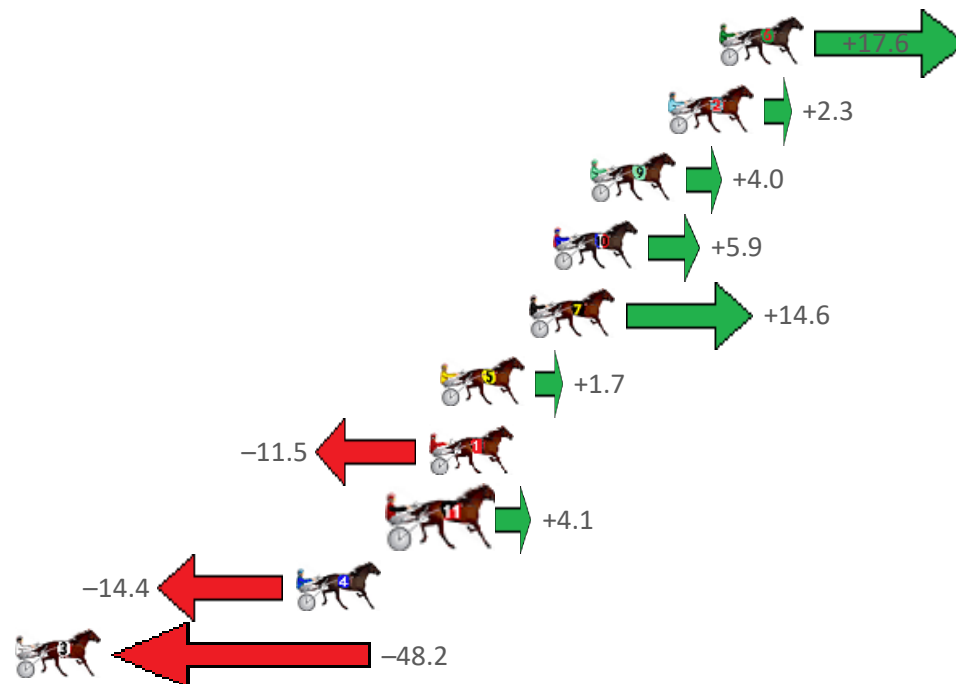
# Ballarat Race 3 Distance 2200m

Thursday, 26 October 2023

Gross Time: 2:46.20 MileRate: 2:01.60 LeadTime: 43.90s First Qtr: 31.50s Second Qtr: 30.80s Third Qtr: 30.20s Fourth Qtr: 29.80s

NoHorse	Plc	Mar	800 Posi	400 Posi	Time	3rd Qtr	4th Qtr
6 ICANMOTOR	1	0.0m	17.6m (2)	6.2m (2)	2:46.21	29.34s	29.35s
2 WELEASE WOGER	2	2.0m	4.3m (0)	4.6m (0)	2:46.36	30.22s	29.62s
9 VAPAR JACK	3	5.1m	9.1m (0)	9.0m (1)	2:46.59	30.19s	29.52s
10 STAR RULER	4	6.6m	12.5m (1)	1.9m (2)	2:46.71	29.40s	30.17s
7 OSCAR BRAVO	5	7.5m	22.1m (1)	12.1m (2)	2:46.77	29.44s	29.47s
5 SNAZOLA	6	11.1m	12.8m (0)	12.3m (0)	2:47.04	30.16s	29.72s
1 LIBERTY TEE JAY	7	11.5m	0.0m (0)	0.0m (0)	2:47.07	30.20s	30.67s
11 TWO IMMIGRANTS	8	12.7m	16.8m (1)	17.4m (2)	2:47.16	30.24s	29.46s
4 IM JOLLYGOOD	9	16.8m	2.4m (1)	3.4m (1)	2:47.46	30.27s	30.81s
3 EARS PONDER	10	56.5m	8.3m (1)	13.6m (1)	2:50.42	30.59s	33.01s

Finish Position and metres gained from 800m



## PJ Harness Analyser

Sectional Analysis Software – Not just a formguide!

[www.facebook.com/PJHarnessRacing](http://www.facebook.com/PJHarnessRacing)



RISE Digital, Harness Racing Australia nor the provider accepts any responsibility for the completeness or accuracy of any of the information contained herein, and makes no representations about its suitability for any particular purpose. Users should make their own judgements about those matters and/or seek independent advice. You assume all risks associated with use of data provided on this page

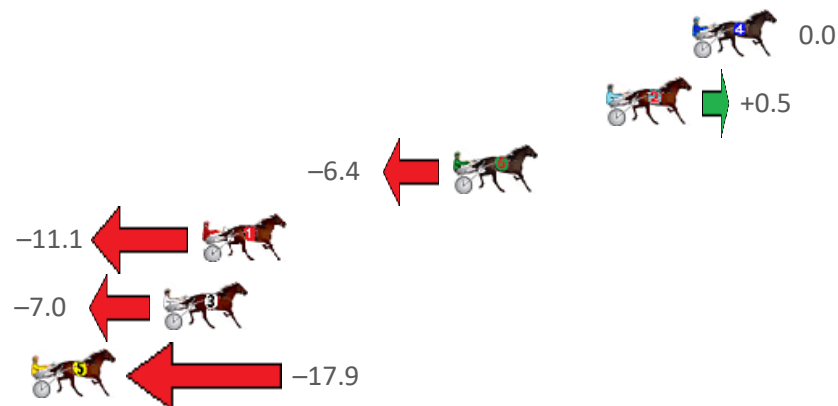
# Ballarat Race 4 Distance 2200m

Thursday, 26 October 2023

Gross Time: 2:44.70 MileRate: 2:00.40 LeadTime: 43.90s First Qtr: 31.70s Second Qtr: 32.30s Third Qtr: 28.70s Fourth Qtr: 28.10s

NoHorse	Plc	Mar	800 Posi	400 Posi	Time	3rd Qtr	4th Qtr
4 SHEZAMAJORSTAR	1	0.0m	0.0m (0)	0.0m (0)	2:44.65	28.70s	28.05s
2 EASTBRO KOZZY	2	3.4m	3.9m (0)	4.3m (0)	2:44.90	28.72s	28.00s
6 TRIPLE VINNIES	3	9.5m	3.1m (1)	3.0m (1)	2:45.36	28.69s	28.55s
1 JUST PEDRO	4	19.5m	8.4m (0)	11.3m (0)	2:46.11	28.90s	28.71s
3 PISTOL QUEEN	5	21.0m	14.0m (0)	12.6m (1)	2:46.22	28.59s	28.73s
5 HE HAD BETTER BE	6	26.3m	8.4m (1)	7.5m (1)	2:46.61	28.63s	29.48s

## Finish Position and metres gained from 800m







# Harness Analyser

Sectional Analysis Software – Not just a formguide!

[www.facebook.com/PJHarnessRacing](https://www.facebook.com/PJHarnessRacing)



RISE Digital, Harness Racing Australia nor the provider accepts any responsibility for the completeness or accuracy of any of the information contained herein, and makes no representations about its suitability for any particular purpose. Users should make their own judgements about those matters and/or seek independent advice. You assume all risks associated with use of data provided on this page

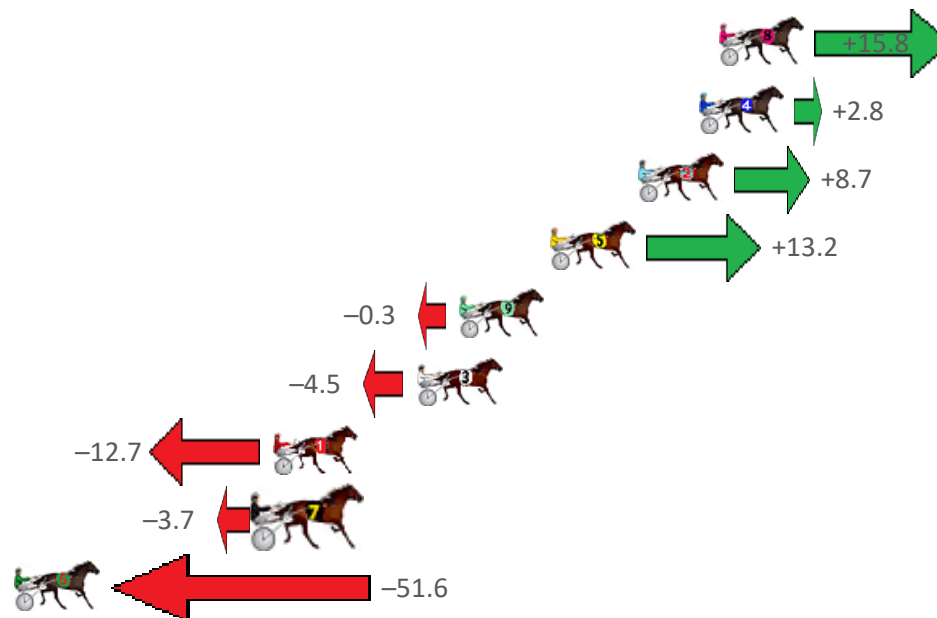
# Ballarat Race 5 Distance 2200m

Thursday, 26 October 2023

Gross Time: 2:42.10 MileRate: 1:58.60 LeadTime: 42.30s First Qtr: 31.10s Second Qtr: 31.00s Third Qtr: 29.10s Fourth Qtr: 28.60s

NoHorse	Plc	Mar	800 Posi	400 Posi	Time	3rd Qtr	4th Qtr
8 OPERATIVE LINE	1	0.0m	15.8m (1)	9.6m (3)	2:42.13	28.65s	27.94s
4 YOUNGGIFTEDANDB	2	0.8m	3.6m (1)	1.0m (1)	2:42.20	28.91s	28.63s
2 LOTTIE MOON	3	3.2m	11.9m (1)	4.2m (2)	2:42.37	28.54s	28.57s
5 IM SHADOW BOXER	4	6.7m	19.9m (1)	13.8m (3)	2:42.64	28.65s	28.15s
9 HITTHEROADJACK	5	10.3m	10.0m (0)	6.8m (1)	2:42.90	28.87s	28.91s
3 DOUBLE THE HUNTE	6	12.0m	7.5m (1)	10.3m (2)	2:43.03	29.30s	28.79s
1 MISTER MACEDON	7	17.7m	5.0m (0)	5.0m (0)	2:43.45	29.10s	29.59s
7 TIC TACT	8	18.1m	14.4m (0)	9.5m (0)	2:43.49	28.74s	29.31s
6 JULIUS SHADOW	9	51.6m	0.0m (0)	0.0m (0)	2:45.98	29.10s	32.48s

Finish Position and metres gained from 800m







## Harness Analyser

Sectional Analysis Software – Not just a formguide!

[www.facebook.com/PJHarnessRacing](http://www.facebook.com/PJHarnessRacing)



RISE Digital, Harness Racing Australia nor the provider accepts any responsibility for the completeness or accuracy of any of the information contained herein, and makes no representations about its suitability for any particular purpose. Users should make their own judgements about those matters and/or seek independent advice. You assume all risks associated with use of data provided on this page

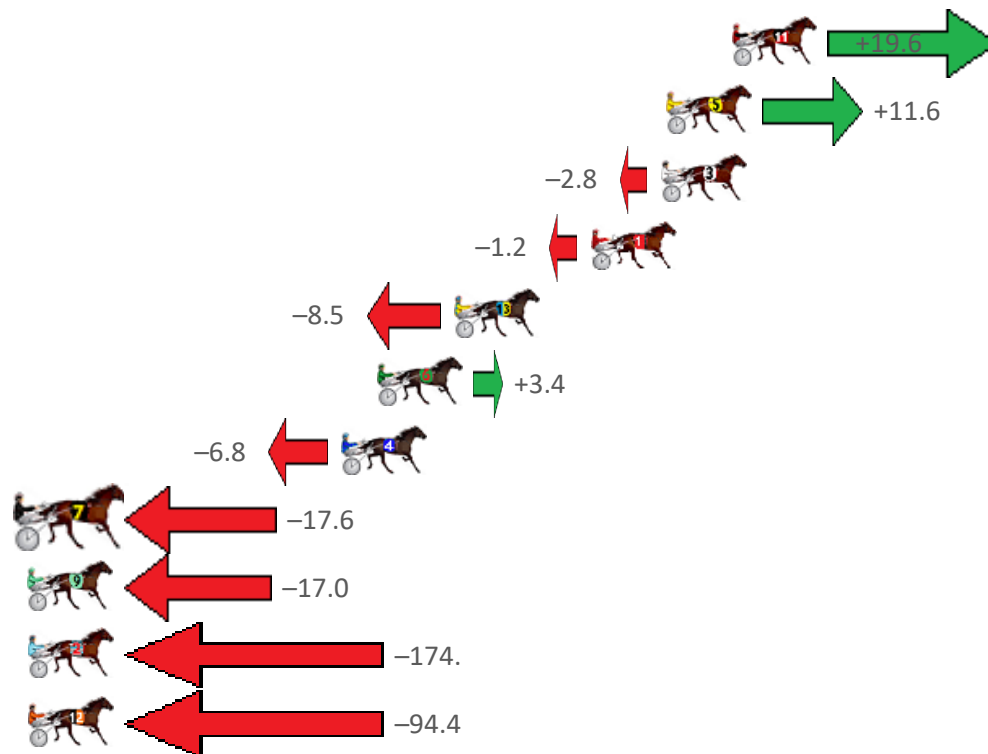
# Ballarat Race 6 Distance 2200m

Thursday, 26 October 2023

Gross Time: 2:44.10 MileRate: 2:00.00 LeadTime: 43.10s First Qtr: 30.70s Second Qtr: 31.10s Third Qtr: 29.50s Fourth Qtr: 29.70s

NoHorse	Plc	Mar	800 Posi	400 Posi	Time	3rd Qtr	4th Qtr
11 IMA TERMINATOR	1	0.0m	19.6m (2)	12.8m (2)	2:44.11	29.00s	28.77s
5 CRANKHANDLE	2	2.6m	14.2m (2)	8.4m (2)	2:44.30	29.08s	29.28s
3 WICHITA KANSAS	3	2.8m	0.0m (0)	0.0m (0)	2:44.32	29.50s	29.92s
1 ETIZ AMODEL	4	5.6m	4.4m (0)	4.4m (0)	2:44.53	29.50s	29.81s
13 RENDEZVOUS	5	11.0m	2.5m (1)	2.3m (1)	2:44.93	29.49s	30.36s
6 KEAYANG OMAR	6	14.1m	17.5m (0)	14.3m (1)	2:45.16	29.27s	29.71s
4 NORTHERN TERROR	7	15.5m	8.7m (0)	8.8m (1)	2:45.26	29.51s	30.21s
7 SILVER DOMINO	8	30.2m	12.6m (0)	11.4m (0)	2:46.36	29.42s	31.12s
9 DIAMONDSNBLUE	9	35.8m	18.8m (1)	24.6m (1)	2:46.78	29.93s	30.57s
2 THE REGULATOR	10	185.5m	11.2m (1)	123.5m (1)	2:57.94	37.77s	34.45s
12 METRO MEMORY	11	225.3m	130.9m (0)	149.2m (0)	3:00.91	30.88s	35.53s

## Finish Position and metres gained from 800m



**PJ Harness Analyser**  
Sectional Analysis Software - Not just a formguide!

[www.facebook.com/PJHarnessRacing](https://www.facebook.com/PJHarnessRacing)



RISE Digital, Harness Racing Australia nor the provider accepts any responsibility for the completeness or accuracy of any of the information contained herein, and makes no representations about its suitability for any particular purpose. Users should make their own judgements about those matters and/or seek independent advice. You assume all risks associated with use of data provided on this page



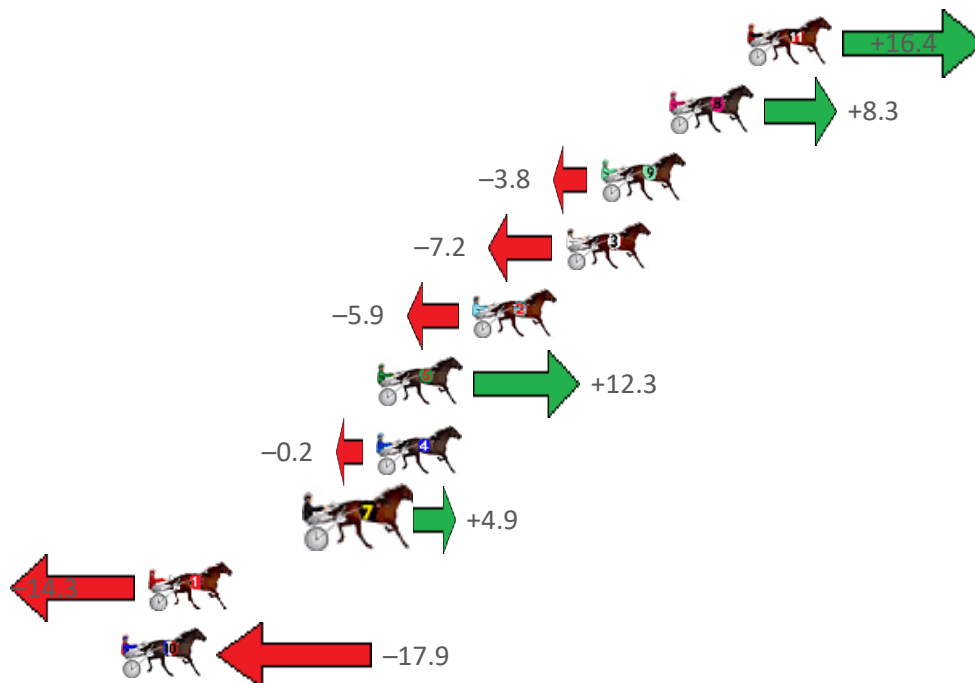
# Ballarat Race 7 Distance 1710m

Thursday, 26 October 2023

Gross Time: 2:03.10 MileRate: 1:55.80 LeadTime: 6.50s First Qtr: 27.90s Second Qtr: 30.80s Third Qtr: 28.90s Fourth Qtr: 29.00s

NoHorse	Plc	Mar	800 Posi	400 Posi	Time	3rd Qtr	4th Qtr
11 JOELITA	1	0.0m	16.4m (1)	10.8m (2)	2:03.09	28.50s	28.21s
8 IM WESLEY	2	3.1m	11.4m (1)	7.0m (2)	2:03.32	28.58s	28.72s
9 JILLIBY JAY SEA	3	5.8m	2.0m (1)	0.7m (1)	2:03.52	28.81s	29.37s
3 SEE ME NO MORE	4	7.2m	0.0m (0)	0.0m (0)	2:03.63	28.90s	29.53s
2 SHEROCKS SHEROLLS	5	10.9m	5.0m (0)	6.7m (0)	2:03.91	29.02s	29.33s
6 NOSWEETSFORYOU	6	14.7m	27.0m (1)	15.0m (0)	2:04.19	28.04s	29.01s
4 TOSSUP	7	14.7m	14.5m (0)	12.9m (1)	2:04.19	28.79s	29.16s
7 ANGUS INDIANA	8	17.1m	22.0m (1)	17.4m (1)	2:04.37	28.57s	29.02s
1 BEST BACK BRUCE	9	23.8m	9.5m (0)	8.5m (1)	2:04.87	28.83s	30.16s
10 LADY LANI	10	24.9m	7.0m (1)	2.5m (2)	2:04.95	28.58s	30.67s

Finish Position and metres gained from 800m



**PJ Harness Analyser**  
Sectional Analysis Software – Not just a formguide!

[www.facebook.com/PJHarnessRacing](https://www.facebook.com/PJHarnessRacing)



RISE Digital, Harness Racing Australia nor the provider accepts any responsibility for the completeness or accuracy of any of the information contained herein, and makes no representations about its suitability for any particular purpose. Users should make their own judgements about those matters and/or seek independent advice. You assume all risks associated with use of data provided on this page

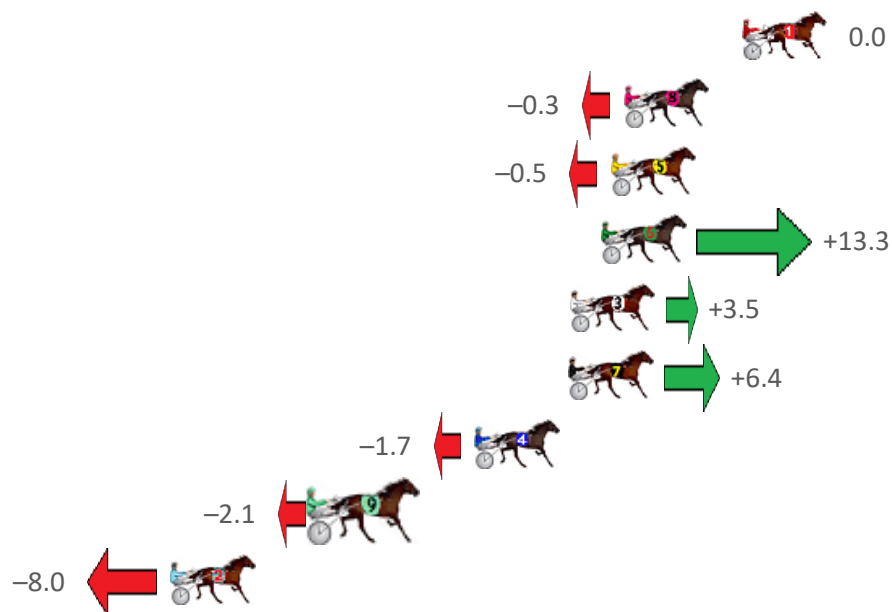
# Ballarat Race 8 Distance 2200m

Thursday, 26 October 2023

Gross Time: 2:43.50 MileRate: 1:59.60 LeadTime: 43.60s First Qtr: 30.50s Second Qtr: 31.60s Third Qtr: 29.00s Fourth Qtr: 28.80s

NoHorse	Plc	Mar	800 Posi	400 Posi	Time	3rd Qtr	4th Qtr
1 OUTMAZING	1	0.0m	0.0m (0)	0.0m (0)	2:43.52	29.00s	28.82s
8 SEE YOU THERE	2	4.7m	4.4m (0)	3.9m (0)	2:43.87	28.96s	28.89s
5 HEY GOYOUGOODTH	3	5.2m	4.7m (1)	4.0m (1)	2:43.90	28.95s	28.91s
6 LUYA SCRAP	4	5.6m	18.9m (2)	10.9m (2)	2:43.93	28.42s	28.45s
3 DELIGHTFUL CHARM	5	6.8m	10.3m (1)	9.3m (1)	2:44.03	28.93s	28.66s
7 SOMEBEACHDREAMI	6	6.9m	13.3m (0)	12.3m (0)	2:44.03	28.92s	28.45s
4 SCRITTORE	7	10.6m	8.9m (0)	7.8m (0)	2:44.30	28.92s	29.04s
9 EMILY VINCENT	8	16.8m	14.7m (2)	7.0m (2)	2:44.77	28.44s	29.57s
2 CLARENDEN SCOOTE	9	22.7m	14.7m (1)	14.1m (1)	2:45.21	28.95s	29.50s

## Finish Position and metres gained from 800m



# PJ Harness Analyser

Sectional Analysis Software – Not just a formguide!

[www.facebook.com/PJHarnessRacing](https://www.facebook.com/PJHarnessRacing)



RISE Digital, Harness Racing Australia nor the provider accepts any responsibility for the completeness or accuracy of any of the information contained herein, and makes no representations about its suitability for any particular purpose. Users should make their own judgements about those matters and/or seek independent advice. You assume all risks associated with use of data provided on this page



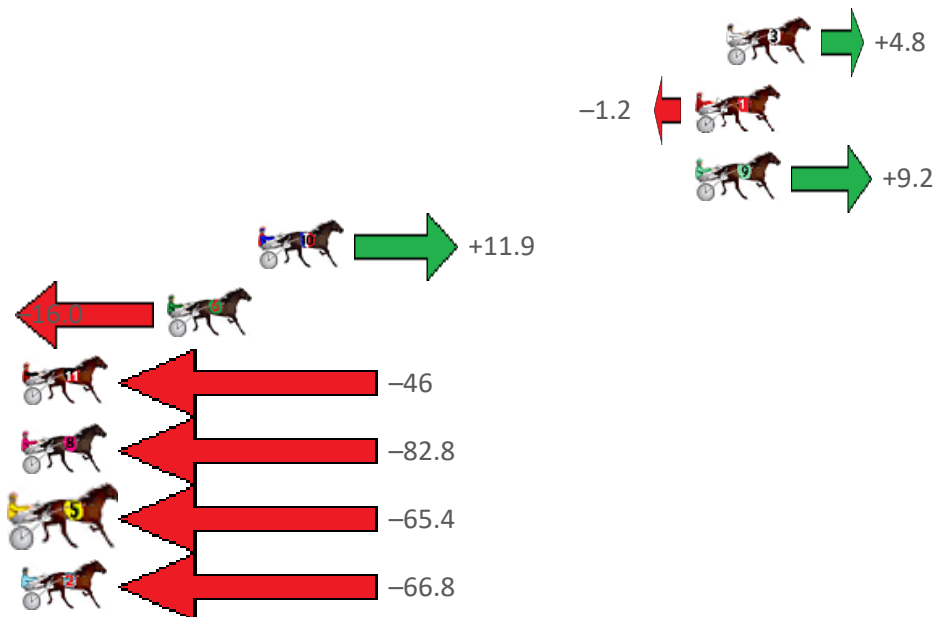
# Ballarat Race 9 Distance 2200m

Thursday, 26 October 2023

Gross Time: 2:43.50 MileRate: 1:59.60 LeadTime: 43.70s First Qtr: 29.30s Second Qtr: 30.10s Third Qtr: 30.50s Fourth Qtr: 29.90s

NoHorse	Plc	Mar	800 Posi	400 Posi	Time	3rd Qtr	4th Qtr
3 JOHN VINCENT	1	0.0m	4.8m (0)	6.4m (0)	2:43.55	30.62s	29.47s
1 KWICK SAND	2	1.2m	0.0m (0)	0.0m (0)	2:43.64	30.50s	30.04s
9 CALEDONIAN RANGE	3	1.2m	10.4m (1)	10.0m (3)	2:43.64	30.47s	29.29s
10 LA MESH	4	18.6m	30.5m (0)	14.7m (2)	2:44.93	29.32s	30.23s
6 SHE REALLY MATTER	5	22.2m	6.2m (1)	8.8m (2)	2:45.20	30.70s	30.94s
11 HY FILANTE	6	47.2m	1.9m (1)	6.0m (1)	2:47.06	30.81s	33.01s
8 ROCKIN CHARMER	7	95.6m	12.8m (0)	63.4m (0)	2:50.68	34.30s	32.32s
5 LAZIO LASS	8	148.8m	83.4m (1)	98.2m (1)	2:55.16	31.63s	34.19s
2 ERNIELOVENBOY	9	150.5m	83.7m (0)	99.4m (0)	2:54.77	31.70s	33.71s

## Finish Position and metres gained from 800m



**PJ Harness Analyser**  
Sectional Analysis Software – Not just a formguide!

[www.facebook.com/PJHarnessRacing](https://www.facebook.com/PJHarnessRacing)



RISE Digital, Harness Racing Australia nor the provider accepts any responsibility for the completeness or accuracy of any of the information contained herein, and makes no representations about its suitability for any particular purpose. Users should make their own judgements about those matters and/or seek independent advice. You assume all risks associated with use of data provided on this page