

Ballarat Race 1 Distance 2200m

Thursday, 23 April 2026



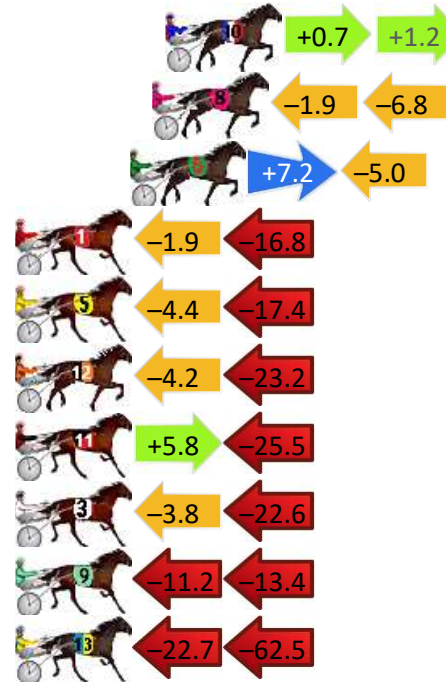
Gross Time: 2:45.30 MileRate: 2:00.90 LeadTime: 45.50s First Qtr: 31.50s Second Qtr: 30.70s Third Qtr: 29.10s Fourth Qtr: 28.50s

DATA TABLE: 800 / 400 Posi's are position from leader and (how wide the horse was at that position)

No	Horse	Plc	Mar	800 Posi	400 Posi	Time	3rd Qtr	4th Qt
7	KAMARAN	1	0.0m	0.0m (0)	0.0m (0)	2:45.30	29.10s	28.50s
4	PROHIBITED GRACE	2	0.1m	4.6m (0)	4.5m (0)	2:45.31	29.09s	28.19s
10	QUEEN KIZEN	3	22.0m	23.9m (2)	23.2m (2)	2:46.95	29.03s	28.49s
8	CENTURION DREAM	4	22.5m	13.8m (0)	15.7m (0)	2:46.98	29.22s	29.06s
6	JAYS ALL THAT	5	23.4m	25.6m (1)	18.4m (2)	2:47.05	28.57s	28.93s
1	NUCLEAR ATTITUDE	6	28.0m	9.3m (0)	11.2m (0)	2:47.40	29.23s	29.80s
5	NIGHT FLIGHT	7	31.5m	9.7m (1)	14.1m (1)	2:47.66	29.41s	29.85s
12	RYMES	8	33.1m	5.7m (1)	9.9m (1)	2:47.78	29.40s	30.27s
11	SINGARA TED	9	39.8m	20.1m (1)	14.3m (2)	2:48.28	28.67s	30.46s
3	JUNGLE SPIDER	10	40.9m	14.5m (1)	18.3m (1)	2:48.36	29.36s	30.25s
9	KYVALLEY JAGGER	11	66.5m	41.9m (0)	53.1m (0)	2:50.28	29.87s	29.68s
13	THAT OTHER THING	12	104.4m	19.2m (2)	41.9m (0)	2:53.11	30.71s	33.31s

Finish Position and metres gained

First Arrow shows distance gain/loss from 2nd Qtr to 3rd Qtr, Second Arrow shows distance gain/loss from 3rd Qtr to Finish. Blue arrow indicates best gain in these quarters.



Ballarat Race 2 Distance 1710m

Thursday, 23 April 2026




Gross Time: 2:09.00 MileRate: 2:01.40 LeadTime: 7.10s First Qtr: 30.00s Second Qtr: 32.30s Third Qtr: 30.10s Fourth Qtr: 29.50s

DATA TABLE: 800 / 400 Posi's are position from leader and (how wide the horse was at that position)

No	Horse	Plc	Mar	800 Posi	400 Posi	Time	3rd Qtr	4th Qt
7	BETTOR MAN	1	0.0m	2.1m (1)	1.5m (1)	2:09.00	30.05s	29.39s
2	DESERT ROYALE	2	2.1m	0.0m (0)	0.0m (0)	2:09.16	30.10s	29.66s
5	NEDZA THRILLER	3	4.8m	4.0m (0)	4.1m (0)	2:09.37	30.10s	29.57s
1	LARAS DREAM	4	8.5m	10.8m (1)	7.0m (2)	2:09.66	29.81s	29.64s
3	ARIVADERCHI	5	9.2m	6.4m (1)	6.9m (1)	2:09.71	30.13s	29.70s
9	EL UNO	6	13.8m	15.6m (0)	15.9m (0)	2:10.07	30.11s	29.39s
8	SHE DRIVES ME	7	17.5m	9.4m (0)	10.3m (0)	2:10.35	30.16s	30.09s
13	WATCH THE BAY	8	22.8m	26.5m (1)	22.6m (1)	2:10.76	29.79s	29.59s
6	ALDEBARAN BRIANNA	9	23.6m	15.1m (1)	11.3m (1)	2:10.83	29.81s	30.49s
4	ISLAND RUBEE	10	27.7m	19.8m (1)	17.7m (1)	2:11.14	29.93s	30.33s
11	MOONLIGHT BILLY	11	78.1m	45.4m (0)	51.8m (1)	2:15.04	30.54s	31.70s

Finish Position and metres gained

First Arrow shows distance gain/loss from 2nd Qtr to 3rd Qtr, Second Arrow shows distance gain/loss from 3rd Qtr to Finish
Blue arrow indicates best gain in these quarters.



Ballarat Race 3 Distance 1710m

Thursday, 23 April 2026



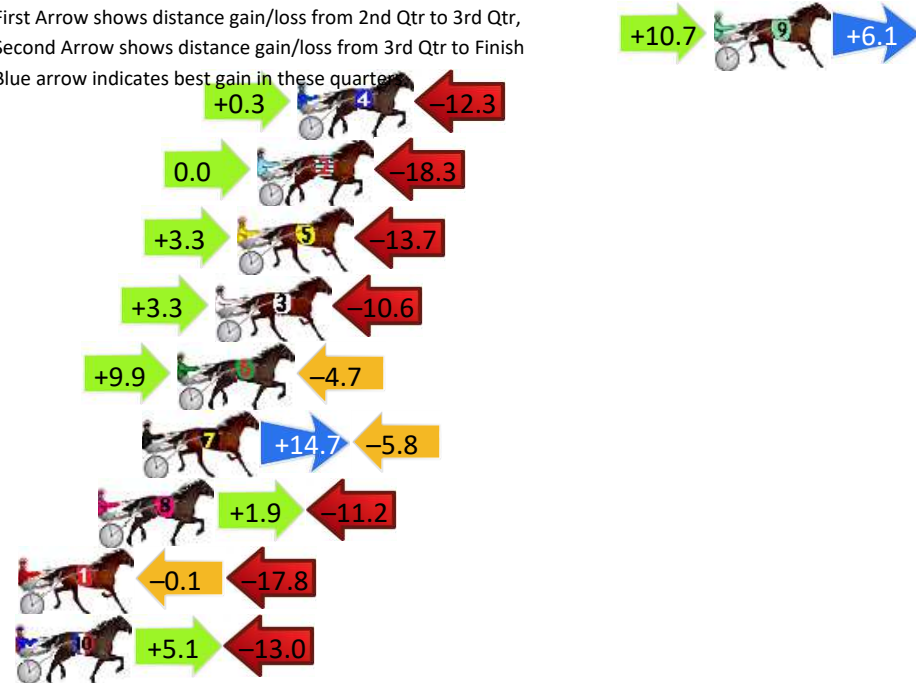
Gross Time: 2:01.00 MileRate: 1:53.90 LeadTime: 6.80s First Qtr: 27.90s Second Qtr: 29.80s Third Qtr: 28.30s Fourth Qtr: 28.20s

DATA TABLE: 800 / 400 Posi's are position from leader and (how wide the horse was at that position)

No	Horse	Plc	Mar	800 Posi	400 Posi	Time	3rd Qtr	4th Qt
9	KATUNGA EXPRESS	1	0.0m	16.8m (1)	6.1m (2)	2:01.00	27.55s	27.77s
4	HURRIKANE DUSTY	2	16.7m	4.7m (0)	4.4m (0)	2:02.24	28.28s	29.13s
2	CALEDONIAN RANGER	3	18.3m	0.0m (0)	0.0m (0)	2:02.36	28.30s	29.56s
5	ASMILEANDAWINX	4	19.1m	8.7m (1)	5.4m (1)	2:02.42	28.07s	29.24s
3	CALYPSO MISTRESS	5	20.0m	12.7m (1)	9.4m (1)	2:02.48	28.07s	29.02s
6	JUST INCREDIBLE	6	21.5m	26.7m (1)	16.8m (1)	2:02.59	27.60s	28.61s
7	LIBERTY STAR DUST	7	22.9m	31.8m (1)	17.1m (0)	2:02.70	27.26s	28.70s
8	LORD VERDE	8	24.7m	15.4m (0)	13.5m (2)	2:02.83	28.17s	29.08s
1	AMERICAN VICTORY	9	27.9m	10.0m (0)	10.1m (0)	2:03.07	28.31s	29.56s
10	RUBY WINGATE	10	29.4m	21.5m (1)	16.4m (3)	2:03.18	27.94s	29.23s

Finish Position and metres gained

First Arrow shows distance gain/loss from 2nd Qtr to 3rd Qtr, Second Arrow shows distance gain/loss from 3rd Qtr to Finish. Blue arrow indicates best gain in these quarters.



Ballarat Race 4 Distance 2200m

Thursday, 23 April 2026



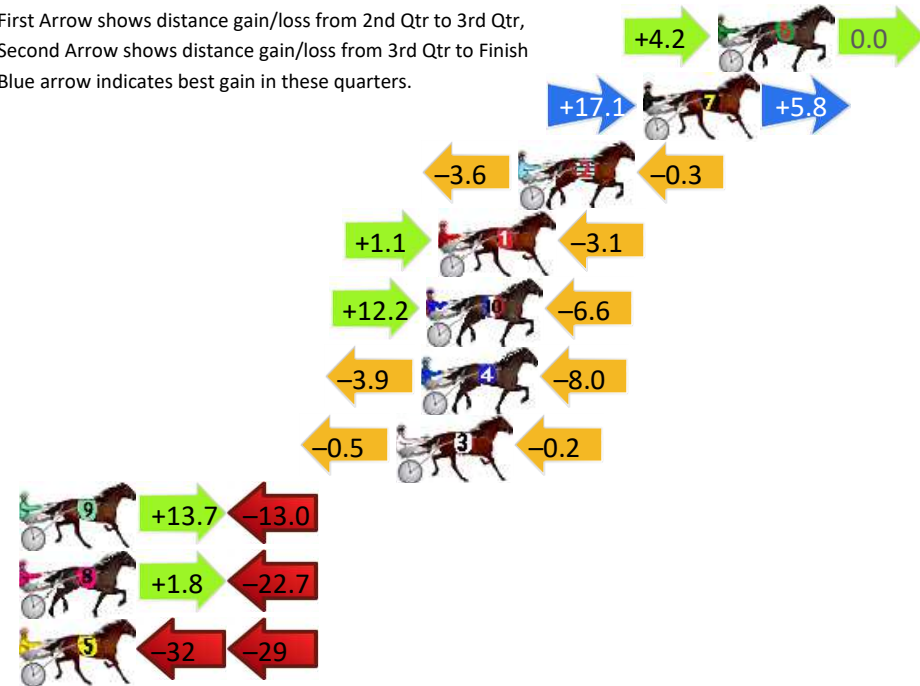
Gross Time: 2:43.80 MileRate: 1:59.80 LeadTime: 41.40s First Qtr: 32.00s Second Qtr: 30.60s Third Qtr: 29.70s Fourth Qtr: 30.10s

DATA TABLE: 800 / 400 Posi's are position from leader and (how wide the horse was at that position)

No	Horse	Plc	Mar	800 Posi	400 Posi	Time	3rd Qtr	4th Qt
6	KARBINE	1	0.0m	4.2m (1)	0.0m (1)	2:43.80	29.39s	30.10s
7	ROMANTIC NINA	2	3.0m	25.9m (1)	8.8m (2)	2:44.04	28.44s	29.69s
2	NOBLE COUNT	3	8.0m	4.1m (0)	7.7m (0)	2:44.43	29.97s	30.16s
1	BLACK AND GOLD	4	11.2m	9.2m (1)	8.1m (1)	2:44.68	29.62s	30.38s
10	APRIL SUN	5	11.7m	17.3m (1)	5.1m (2)	2:44.72	28.80s	30.64s
4	KYVALLEY ANTHONY	6	11.9m	0.0m (0)	3.9m (0)	2:44.74	29.99s	30.75s
3	SCAR	7	12.9m	12.2m (0)	12.7m (1)	2:44.82	29.74s	30.18s
9	MIELICKI	8	36.3m	37.0m (0)	23.3m (0)	2:46.66	28.70s	31.23s
8	PARIS JAMILLA	9	66.6m	45.7m (0)	43.9m (0)	2:49.05	29.59s	32.09s
5	KISS AT MIDNIGHT	10	81.9m	21.8m (1)	53.4m (1)	2:50.26	32.06s	32.59s

Finish Position and metres gained

First Arrow shows distance gain/loss from 2nd Qtr to 3rd Qtr, Second Arrow shows distance gain/loss from 3rd Qtr to Finish
Blue arrow indicates best gain in these quarters.



Ballarat Race 5 Distance 2200m

Thursday, 23 April 2026


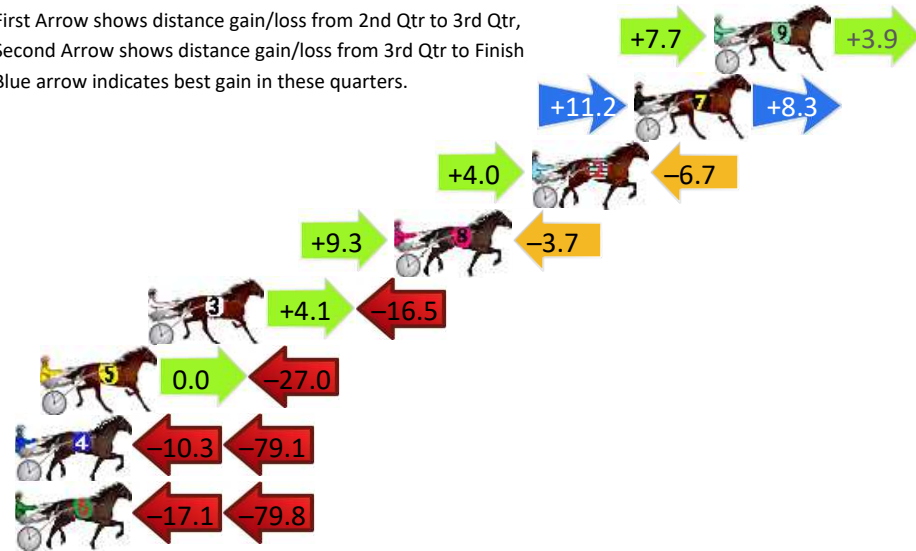
Gross Time: 2:41.00 MileRate: 1:57.80 LeadTime: 43.60s First Qtr: 29.50s Second Qtr: 29.60s Third Qtr: 28.90s Fourth Qtr: 29.40s

DATA TABLE: 800 / 400 Posi's are position from leader and (how wide the horse was at that position)


No	Horse	Plc	Mar	800 Posi	400 Posi	Time	3rd Qtr	4th Qt
9	LADY IN LINE	1	0.0m	11.6m (0)	3.9m (1)	2:41.00	28.35s	29.12s
7	MEDIA MOGUL	2	3.2m	22.7m (1)	11.5m (0)	2:41.25	28.10s	28.82s
2	GOZO MAJOR	3	7.3m	4.6m (0)	0.6m (2)	2:41.56	28.61s	29.92s
8	BETTORPATCHMEUP	4	12.8m	18.4m (0)	9.1m (3)	2:41.99	28.24s	29.73s
3	QUICK DECISION	5	22.7m	10.3m (1)	6.2m (2)	2:42.75	28.61s	30.70s
5	CALEDONIAN TERRA	6	27.0m	0.0m (0)	0.0m (0)	2:43.08	28.90s	31.48s
4	BOND GIRL	7	94.4m	5.0m (1)	15.3m (1)	2:48.28	29.65s	35.57s
6	BINALONG BAY	8	114.7m	17.8m (1)	34.9m (0)	2:49.84	30.15s	35.71s

Finish Position and metres gained

First Arrow shows distance gain/loss from 2nd Qtr to 3rd Qtr, Second Arrow shows distance gain/loss from 3rd Qtr to Finish
Blue arrow indicates best gain in these quarters.



Visual positions in race at 2nd Quarter



Visual positions in race at 3rd Quarter

Ballarat Race 6 Distance 2200m

Thursday, 23 April 2026

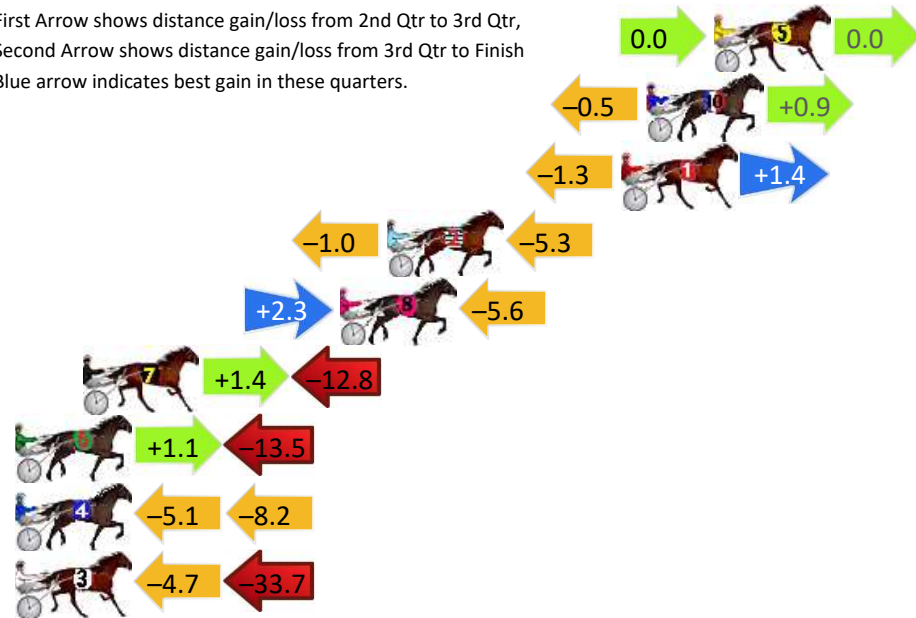
Gross Time: 2:43.10 MileRate: 1:59.30 LeadTime: 44.10s First Qtr: 32.90s Second Qtr: 29.40s Third Qtr: 28.30s Fourth Qtr: 28.40s

DATA TABLE: 800 / 400 Posi's are position from leader and (how wide the horse was at that position)

No	Horse	Plc	Mar	800 Posi	400 Posi	Time	3rd Qtr	4th Qt
5	SNACK LOVER	1	0.0m	0.0m (0)	0.0m (0)	2:43.10	28.30s	28.40s
10	WHENIMREADY	2	2.7m	3.1m (1)	3.6m (1)	2:43.30	28.33s	28.35s
1	SORRYDREAMAWAY	3	3.7m	3.8m (0)	5.1m (0)	2:43.38	28.39s	28.32s
2	MISSMALACHITE	4	13.1m	6.8m (1)	7.8m (1)	2:44.08	28.37s	28.83s
8	FIVE CENT	5	15.0m	11.7m (1)	9.4m (2)	2:44.22	28.14s	28.86s
7	BELVU BANDIT	6	25.3m	13.9m (0)	12.5m (1)	2:44.99	28.20s	29.41s
6	GOODLOOKINGDEAL	7	28.8m	16.4m (1)	15.3m (2)	2:45.25	28.23s	29.47s
4	ROCKNROLL ROSANNA	8	31.5m	18.2m (0)	23.3m (0)	2:45.45	28.66s	29.11s
3	ROCKADILLY	9	47.9m	9.5m (0)	14.2m (0)	2:46.67	28.63s	30.97s

Finish Position and metres gained

First Arrow shows distance gain/loss from 2nd Qtr to 3rd Qtr, Second Arrow shows distance gain/loss from 3rd Qtr to Finish
Blue arrow indicates best gain in these quarters.



800

Visual positions in race at 2nd Quarter



400

Visual positions in race at 3rd Quarter

Ballarat Race 7 Distance 1710m

Thursday, 23 April 2026

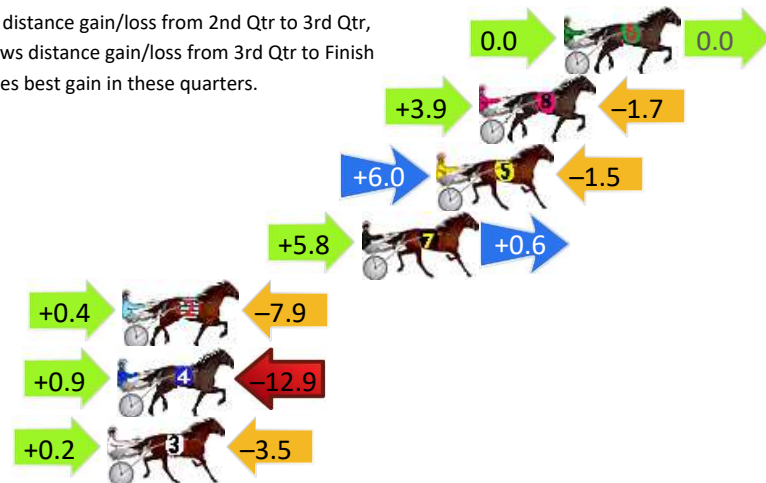
Gross Time: 2:05.90 MileRate: 1:58.50 LeadTime: 6.90s First Qtr: 29.60s Second Qtr: 32.70s Third Qtr: 29.50s Fourth Qtr: 27.20s

DATA TABLE: 800 / 400 Posi's are position from leader and (how wide the horse was at that position)

No	Horse	Plc	Mar	800 Posi	400 Posi	Time	3rd Qtr	4th Qt
6	SCOOTER LOU	1	0.0m	0.0m (0)	0.0m (0)	2:05.90	29.50s	27.20s
8	BREATHE EASY	2	3.4m	5.6m (1)	1.7m (1)	2:06.14	29.21s	27.32s
5	SHAZZA LOVE	3	5.1m	9.6m (1)	3.6m (2)	2:06.27	29.05s	27.32s
7	FROSTY DROP	4	8.1m	14.5m (1)	8.7m (1)	2:06.48	29.05s	27.17s
2	WOW YOU CAN DANCE	5	17.7m	10.2m (0)	9.8m (0)	2:07.17	29.44s	27.78s
4	SENNA STORM	6	17.9m	5.9m (0)	5.0m (0)	2:07.18	29.42s	28.13s
3	EMJAY JAZZ	7	18.3m	15.0m (0)	14.8m (1)	2:07.21	29.44s	27.47s

Finish Position and metres gained

First Arrow shows distance gain/loss from 2nd Qtr to 3rd Qtr,
Second Arrow shows distance gain/loss from 3rd Qtr to Finish
Blue arrow indicates best gain in these quarters.



8
0
0

Visual positions in race at 2nd Quarter



4
0
0

Visual positions in race at 3rd Quarter



Ballarat Race 8 Distance 2200m

Thursday, 23 April 2026


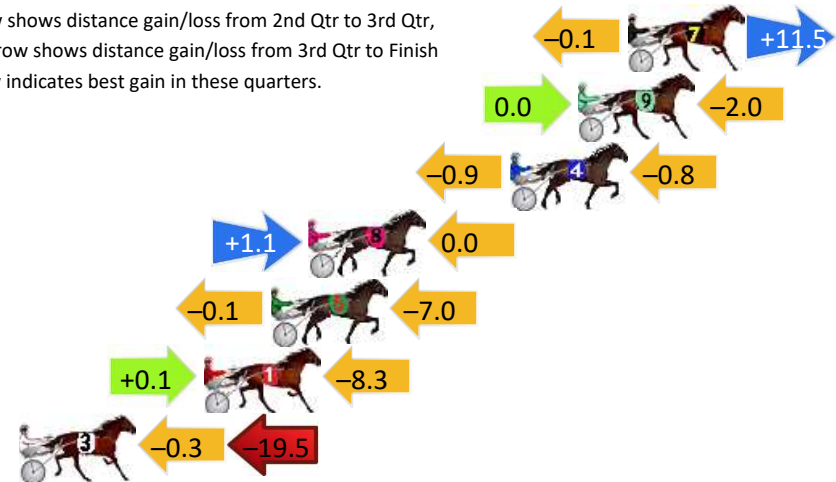
Gross Time: 2:43.60 MileRate: 1:59.70 LeadTime: 42.60s First Qtr: 31.90s Second Qtr: 31.70s Third Qtr: 28.70s Fourth Qtr: 28.70s

DATA TABLE: 800 / 400 Posi's are position from leader and (how wide the horse was at that position)

No	Horse	Plc	Mar	800 Posi	400 Posi	Time	3rd Qtr	4th Qt
7	HUXHAM CHUBB	1	0.0m	11.4m (1)	11.5m (2)	2:43.60	28.71s	27.88s
9	KYORETSU	2	2.0m	0.0m (0)	0.0m (0)	2:43.75	28.70s	28.85s
4	BLUE MIKI	3	4.7m	3.0m (1)	3.9m (1)	2:43.95	28.77s	28.77s
8	WINGATE GUY	4	12.8m	13.9m (0)	12.8m (1)	2:44.56	28.62s	28.75s
6	ICANMOTOR	5	14.3m	7.2m (1)	7.3m (2)	2:44.68	28.71s	29.26s
1	THEROUX	6	17.0m	8.8m (0)	8.7m (0)	2:44.88	28.69s	29.36s
3	LAZENBY	7	24.4m	4.6m (0)	4.9m (0)	2:45.44	28.72s	30.19s

Finish Position and metres gained

First Arrow shows distance gain/loss from 2nd Qtr to 3rd Qtr, Second Arrow shows distance gain/loss from 3rd Qtr to Finish
Blue arrow indicates best gain in these quarters.



800

Visual positions in race at 2nd Quarter



400

Visual positions in race at 3rd Quarter