

Ballarat Race 1 Distance 2200m

Thursday, 14 May 2026



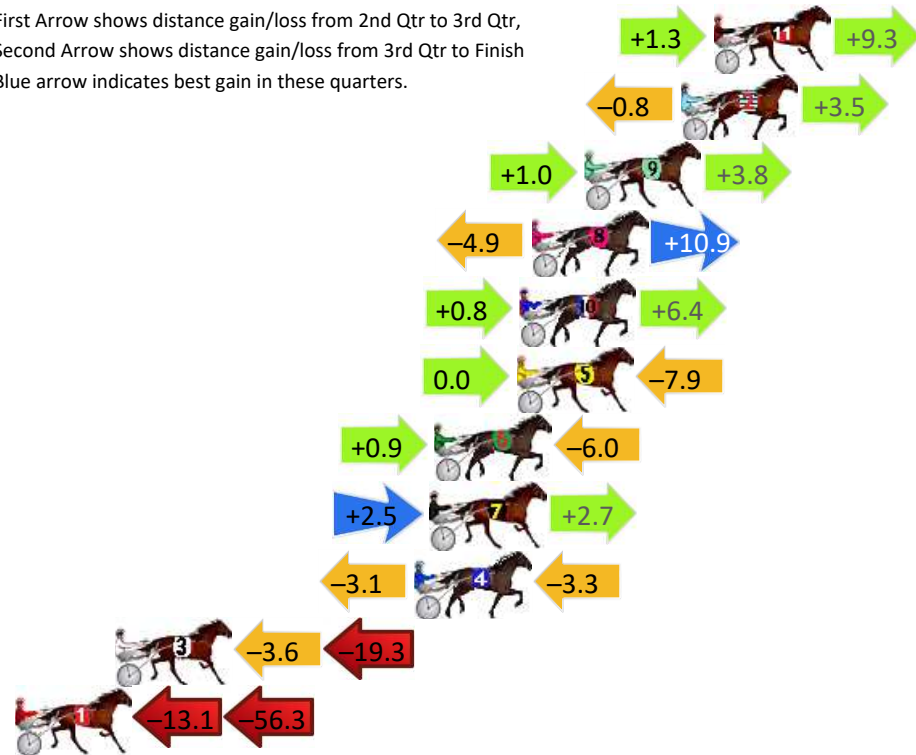
Gross Time: 2:44.80 MileRate: 2:00.50 LeadTime: 43.50s First Qtr: 30.60s Second Qtr: 30.70s Third Qtr: 30.30s Fourth Qtr: 29.70s

DATA TABLE: 800 / 400 Posi's are position from leader and (how wide the horse was at that position)

No	Horse	Plc	Mar	800 Posi	400 Posi	Time	3rd Qtr	4th Qt
11	COLTRANE	1	0.0m	10.6m (2)	9.3m (2)	2:44.80	30.19s	29.01s
2	METRO SWISH	2	1.3m	4.0m (0)	4.8m (0)	2:44.90	30.36s	29.44s
9	DELS DESTINY	3	5.2m	10.0m (1)	9.0m (0)	2:45.20	30.22s	29.43s
8	PIESRIDINGSHOTGUN	4	7.3m	13.3m (0)	18.2m (2)	2:45.37	30.66s	28.91s
10	CALABASAS	5	7.8m	15.0m (2)	14.2m (2)	2:45.41	30.23s	29.25s
5	BOUTIKA	6	7.9m	0.0m (0)	0.0m (0)	2:45.41	30.30s	30.31s
6	KAMARAN	7	11.2m	6.1m (2)	5.2m (2)	2:45.67	30.23s	30.18s
7	FREMARKS PEGGY	8	11.4m	16.6m (1)	14.1m (1)	2:45.69	30.10s	29.54s
4	AHUNDREDPLUS	9	12.0m	5.6m (1)	8.7m (1)	2:45.73	30.53s	29.98s
3	APRIL SUN	10	24.0m	1.1m (1)	4.7m (1)	2:46.67	30.57s	31.22s
1	ACE DAN	11	78.3m	8.9m (0)	22.0m (0)	2:50.89	31.27s	34.15s

Finish Position and metres gained

First Arrow shows distance gain/loss from 2nd Qtr to 3rd Qtr, Second Arrow shows distance gain/loss from 3rd Qtr to Finish
Blue arrow indicates best gain in these quarters.



Ballarat Race 2 Distance 1710m




Thursday, 14 May 2026

Gross Time: 2:07.80 MileRate: 2:00.30 LeadTime: 6.80s First Qtr: 29.20s Second Qtr: 30.80s Third Qtr: 30.30s Fourth Qtr: 30.70s

DATA TABLE: 800 / 400 Posi's are position from leader and (how wide the horse was at that position)

No	Horse	Plc	Mar	800 Posi	400 Posi	Time	3rd Qtr	4th Qt
6	NUCLEAR ATTITUDE	1	0.0m	8.6m (1)	0.0m (1)	2:07.80	29.65s	30.70s
3	JUNGLE SPIDER	2	7.9m	4.9m (0)	5.5m (0)	2:08.43	30.35s	30.91s
9	CHARLIE WALKER	3	12.0m	14.9m (1)	6.7m (2)	2:08.76	29.69s	31.15s
1	LAVENGERS BOY	4	13.9m	20.6m (1)	14.5m (1)	2:08.92	29.85s	30.72s
4	TOUCHANDGO	5	15.7m	9.0m (0)	6.1m (1)	2:09.06	30.08s	31.50s
5	ALDEBARAN MAVERICK	6	19.3m	0.0m (0)	0.7m (0)	2:09.35	30.35s	32.20s
8	HEART OF GRACELAND	7	26.0m	29.5m (1)	21.1m (1)	2:09.89	29.68s	31.19s
7	MISS AVENGER	8	35.8m	45.4m (1)	27.3m (2)	2:10.68	28.95s	31.51s
12	KYVALLEY MISTY	9	38.6m	32.3m (2)	16.0m (2)	2:10.90	29.08s	32.59s
2	CRONK	10	40.0m	28.8m (0)	24.4m (0)	2:11.01	29.98s	32.06s
10	ALDEBARAN BRIANNA	11	54.8m	32.4m (0)	27.2m (1)	2:12.20	29.92s	33.04s
11	COLUMBIAS GONZALES	12	111.5m	62.0m (0)	74.1m (0)	2:16.76	31.25s	34.04s

Finish Position and metres gained



Ballarat Race 3 Distance 2200m

Thursday, 14 May 2026



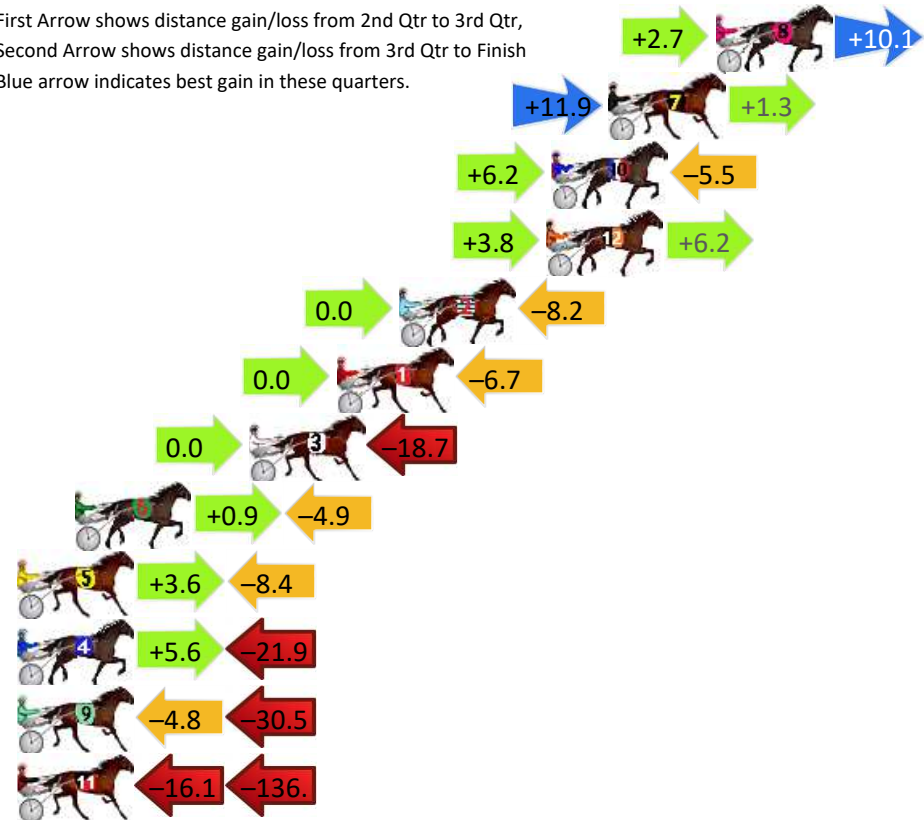
Gross Time: 2:45.30 MileRate: 2:00.90 LeadTime: 43.20s First Qtr: 30.90s Second Qtr: 30.40s Third Qtr: 30.90s Fourth Qtr: 29.90s

DATA TABLE: 800 / 400 Posi's are position from leader and (how wide the horse was at that position)

No	Horse	Plc	Mar	800 Posi	400 Posi	Time	3rd Qtr	4th Qt
8	BUCKLES FOR BERRY	1	0.0m	12.8m (0)	10.1m (2)	2:45.30	30.69s	29.14s
7	NO TELLING HEATHER	2	4.3m	17.5m (1)	5.6m (2)	2:45.64	30.00s	29.82s
10	SNICKERS EXPRESS	3	6.6m	7.3m (1)	1.1m (1)	2:45.82	30.43s	30.34s
12	BAARLINEE	4	6.8m	16.8m (0)	13.0m (1)	2:45.83	30.61s	29.45s
2	FLING IT RAINBOW	5	12.7m	4.5m (0)	4.5m (0)	2:46.29	30.90s	30.55s
1	ONAWINGANDAPRAYER	6	15.2m	8.5m (0)	8.5m (0)	2:46.49	30.90s	30.45s
3	CHAMPAGNES	7	18.7m	0.0m (0)	0.0m (0)	2:46.76	30.90s	31.36s
6	IMABOGANBOY	8	25.7m	21.7m (0)	20.8m (0)	2:47.31	30.83s	30.34s
5	SABIHALIL	9	30.2m	25.4m (1)	21.8m (1)	2:47.67	30.63s	30.62s
4	RIDETHELIGHTNING	10	37.7m	21.4m (1)	15.8m (2)	2:48.25	30.47s	31.66s
9	NIGHT WHISPERER	11	38.2m	2.9m (1)	7.7m (1)	2:48.29	31.26s	32.31s
11	FAR AS POSSIBLE	12	165.3m	13.2m (1)	29.3m (1)	2:58.25	32.11s	40.64s

Finish Position and metres gained

First Arrow shows distance gain/loss from 2nd Qtr to 3rd Qtr, Second Arrow shows distance gain/loss from 3rd Qtr to Finish. Blue arrow indicates best gain in these quarters.



Ballarat Race 4 Distance 1710m

Thursday, 14 May 2026



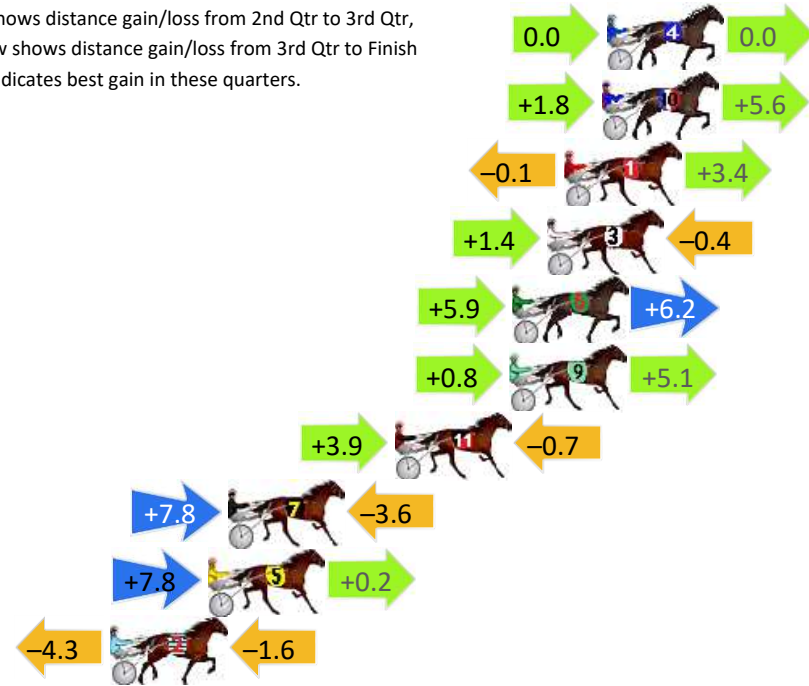
Gross Time: 2:04.40 MileRate: 1:57.10 LeadTime: 6.70s First Qtr: 29.10s Second Qtr: 31.50s Third Qtr: 28.80s Fourth Qtr: 28.30s

DATA TABLE: 800 / 400 Posi's are position from leader and (how wide the horse was at that position)

No	Horse	Plc	Mar	800 Posi	400 Posi	Time	3rd Qtr	4th Qt
4	TREACHEROUSTIMES	1	0.0m	0.0m (0)	0.0m (0)	2:04.40	28.80s	28.30s
10	GALLICO	2	0.2m	7.6m (1)	5.8m (1)	2:04.41	28.67s	27.90s
1	SKYZ ABOVE	3	1.7m	5.0m (0)	5.1m (0)	2:04.53	28.80s	28.07s
3	IFYOULOVEMELETME GO	4	2.4m	3.4m (1)	2.0m (1)	2:04.58	28.70s	28.34s
6	KIMCHI	5	3.8m	15.9m (1)	10.0m (1)	2:04.68	28.37s	27.87s
9	UP AND ABOUT	6	3.9m	9.8m (0)	9.0m (0)	2:04.69	28.74s	27.95s
11	BLUE MIKI	7	8.5m	11.7m (1)	7.8m (2)	2:05.03	28.51s	28.38s
7	SUPER CODE	8	15.2m	19.4m (2)	11.6m (2)	2:05.53	28.23s	28.61s
5	CALEDONIAN TERRA	9	16.0m	24.0m (2)	16.2m (2)	2:05.59	28.23s	28.34s
2	SIR CANDY CLOUD	10	19.9m	14.0m (0)	18.3m (0)	2:05.88	29.10s	28.48s

Finish Position and metres gained

First Arrow shows distance gain/loss from 2nd Qtr to 3rd Qtr, Second Arrow shows distance gain/loss from 3rd Qtr to Finish
Blue arrow indicates best gain in these quarters.



Ballarat Race 5 Distance 2200m

Thursday, 14 May 2026


Gross Time: 2:40.30 MileRate: 1:57.30 LeadTime: 41.70s First Qtr: 30.80s Second Qtr: 30.80s Third Qtr: 28.40s Fourth Qtr: 28.60s

DATA TABLE: 800 / 400 Posi's are position from leader and (how wide the horse was at that position)

NoHorse	Plc	Mar	800 Posi	400 Posi	Time	3rd Qtr	4th Qt
2 SPORTSBOU	1	0.0m	6.5m (1)	7.8m (2)	2:40.30	28.49s	28.05s
8 AFFAMATO	2	0.8m	14.9m (1)	3.1m (2)	2:40.36	27.57s	28.44s
4 CALEDONIAN RANGER	3	4.9m	4.8m (0)	4.4m (0)	2:40.67	28.37s	28.66s
7 ANOTHER WOODS	4	4.9m	13.3m (0)	12.3m (0)	2:40.67	28.33s	28.10s
9 MUSELET	5	8.6m	10.6m (1)	11.4m (1)	2:40.95	28.46s	28.44s
1 JANIEBQUICK	6	10.6m	9.1m (0)	8.2m (0)	2:41.10	28.34s	28.82s
6 JUST INCREDIBLE	7	14.3m	0.0m (0)	0.0m (0)	2:41.37	28.40s	29.67s
3 SHIFFRIN	8	14.5m	2.6m (1)	3.4m (1)	2:41.39	28.46s	29.45s
5 OPTIMAL	9	16.7m	18.0m (0)	15.5m (1)	2:41.55	28.23s	28.75s
10 ADMIRALOFTHEFLEET	10	20.6m	19.1m (1)	12.0m (2)	2:41.85	27.90s	29.30s

Finish Position and metres gained

First Arrow shows distance gain/loss from 2nd Qtr to 3rd Qtr, Second Arrow shows distance gain/loss from 3rd Qtr to Finish
Blue arrow indicates best gain in these quarters.



800

Visual positions in race at 2nd Quarter



400

Visual positions in race at 3rd Quarter



Ballarat Race 6 Distance 1710m


Thursday, 14 May 2026

Gross Time: 2:04.30 MileRate: 1:56.90 LeadTime: 6.70s First Qtr: 29.10s Second Qtr: 32.00s Third Qtr: 29.60s Fourth Qtr: 26.90s

DATA TABLE: 800 / 400 Posi's are position from leader and (how wide the horse was at that position)

No	Horse	Plc	Mar	800 Posi	400 Posi	Time	3rd Qtr	4th Qt
4	SWEET IRISH LOCH	1	0.0m	5.0m (1)	1.1m (1)	2:04.30	29.31s	26.82s
7	AMERICAN GUY	2	4.3m	5.0m (0)	4.3m (0)	2:04.60	29.53s	26.90s
2	COLORADO GIRL	3	7.7m	0.0m (0)	0.0m (0)	2:04.85	29.60s	27.45s
9	MAURLEN COMPASS	4	10.1m	13.3m (1)	10.5m (1)	2:05.02	29.36s	26.88s
5	MY MARIONETTE	5	13.7m	17.9m (1)	18.2m (1)	2:05.27	29.56s	26.59s
8	ZOOM ZOOM BOOM	6	14.5m	14.6m (0)	22.5m (1)	2:05.33	30.11s	26.35s
3	MY KGARI	7	14.5m	8.8m (1)	4.9m (1)	2:05.33	29.29s	27.59s
1	AMERICAN VICTORY	8	40.2m	9.3m (0)	17.5m (0)	2:07.15	30.15s	28.52s

Finish Position and metres gained



800

Visual positions in race at 2nd Quarter



400

Visual positions in race at 3rd Quarter

Ballarat Race 7 Distance 1710m

Thursday, 14 May 2026

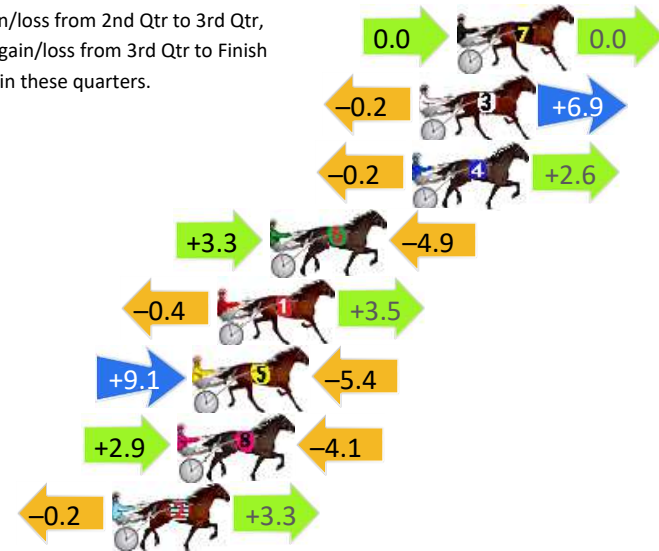
Gross Time: 2:02.80 MileRate: 1:55.60 LeadTime: 6.60s First Qtr: 28.60s Second Qtr: 32.20s Third Qtr: 28.50s Fourth Qtr: 26.90s

DATA TABLE: 800 / 400 Posi's are position from leader and (how wide the horse was at that position)

No	Horse	Plc	Mar	800 Posi	400 Posi	Time	3rd Qtr	4th Qt
7	MAJOR BLITZ	1	0.0m	0.0m (0)	0.0m (0)	2:02.80	28.50s	26.90s
3	MONTANA PRIDE	2	1.5m	8.2m (0)	8.4m (0)	2:02.91	28.50s	26.43s
4	RANGER RICK	3	1.8m	4.2m (0)	4.4m (0)	2:02.93	28.50s	26.73s
6	SCHERGER THAT	4	7.5m	5.9m (1)	2.6m (1)	2:03.33	28.26s	27.25s
1	FEEL THE REIGN	5	9.6m	12.7m (0)	13.1m (0)	2:03.48	28.50s	26.68s
5	GUNFORHIRE	6	10.6m	14.3m (1)	5.2m (2)	2:03.55	27.85s	27.29s
8	TALLARAS SHADOW	7	11.2m	10.0m (1)	7.1m (1)	2:03.59	28.28s	27.20s
2	CHEYS ANGEL	8	13.8m	16.9m (0)	17.1m (1)	2:03.78	28.48s	26.70s

Finish Position and metres gained

First Arrow shows distance gain/loss from 2nd Qtr to 3rd Qtr, Second Arrow shows distance gain/loss from 3rd Qtr to Finish
Blue arrow indicates best gain in these quarters.



8
0
0

Visual positions in race at 2nd Quarter



4
0
0

Visual positions in race at 3rd Quarter



Sectional Analysis Software
Not just form | Free Trial



RISE Digital, Harness Racing Australia nor the provider accepts any responsibility for the completeness or accuracy of any of the information contained herein, and makes no representations about its suitability for any particular purpose. Users should make their own judgements about those matters and/or seek independent advice. You assume all risks associated with use of data provided on this page

www.facebook.com/PJHarnessRacing

Ballarat Race 8 Distance 2200m

Thursday, 14 May 2026

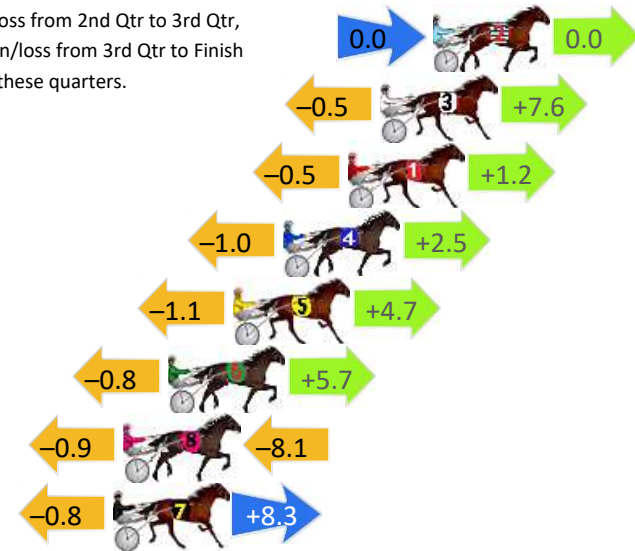
Gross Time: 2:45.50 MileRate: 2:01.10 LeadTime: 44.30s First Qtr: 32.50s Second Qtr: 30.80s Third Qtr: 29.40s Fourth Qtr: 28.50s

DATA TABLE: 800 / 400 Posi's are position from leader and (how wide the horse was at that position)

NoHorse	Plc	Mar	800 Posi	400 Posi	Time	3rd Qtr	4th Qt
2 THE SKY IS THE LIMIT	1	0.0m	0.0m (0)	0.0m (0)	2:45.50	29.40s	28.50s
3 AMOUR MATERNAL	2	2.1m	9.2m (0)	9.7m (0)	2:45.66	29.43s	27.96s
1 NIGHT FLIGHT	3	3.4m	4.1m (0)	4.6m (0)	2:45.75	29.43s	28.42s
4 KARBINE	4	6.0m	7.5m (1)	8.5m (1)	2:45.95	29.46s	28.34s
5 CENTURION DREAM	5	8.0m	11.6m (1)	12.7m (1)	2:46.10	29.46s	28.19s
6 JACK SPRAT	6	10.6m	15.5m (1)	16.3m (1)	2:46.29	29.44s	28.12s
8 TWEEDLEDEE	7	12.4m	3.4m (1)	4.3m (1)	2:46.43	29.46s	29.12s
7 CARLA PIXIE	8	12.8m	20.3m (1)	21.1m (2)	2:46.46	29.44s	27.94s

Finish Position and metres gained

First Arrow shows distance gain/loss from 2nd Qtr to 3rd Qtr, Second Arrow shows distance gain/loss from 3rd Qtr to Finish
Blue arrow indicates best gain in these quarters.



800

Visual positions in race at 2nd Quarter



400

Visual positions in race at 3rd Quarter



Ballarat Race 9 Distance 1710m

Thursday, 14 May 2026

Gross Time: 2:02.90 MileRate: 1:55.70 LeadTime: 7.00s First Qtr: 28.80s Second Qtr: 30.10s Third Qtr: 28.80s Fourth Qtr: 28.20s

DATA TABLE: 800 / 400 Posi's are position from leader and (how wide the horse was at that position)

No	Horse	Plc	Mar	800 Posi	400 Posi	Time	3rd Qtr	4th Qt
6	SCHWARZ	1	0.0m	21.7m (1)	11.9m (3)	2:02.90	28.09s	27.36s
1	MAURLEN GRACE	2	0.2m	0.0m (0)	0.0m (0)	2:02.91	28.80s	28.21s
3	SEASIDE LADY	3	7.9m	5.2m (0)	4.7m (0)	2:03.49	28.76s	28.46s
7	JILLIBY UTAH	4	15.6m	9.8m (0)	8.9m (0)	2:04.06	28.73s	28.73s
4	TALKBABYTALK	5	16.6m	8.7m (1)	8.3m (1)	2:04.13	28.77s	28.84s
5	WATCH HIM DANCE	6	18.9m	3.9m (1)	3.8m (1)	2:04.30	28.79s	29.33s
9	CURRYINAHURRY	7	25.9m	17.5m (1)	13.7m (1)	2:04.82	28.52s	29.15s
2	WOODVILLE FLYER	8	60.0m	13.3m (1)	9.6m (2)	2:07.35	28.53s	31.97s
8	FIRESIDE	9	70.0m	40.1m (0)	45.6m (0)	2:08.09	29.16s	30.16s
10	SOFT LANDING	10	92.0m	16.8m (0)	14.1m (0)	2:09.72	28.60s	34.02s

Finish Position and metres gained

First Arrow shows distance gain/loss from 2nd Qtr to 3rd Qtr, Second Arrow shows distance gain/loss from 3rd Qtr to Finish
Blue arrow indicates best gain in these quarters.

