

Ballarat Race 1 Distance 2200m

Wednesday, 7 February 2024

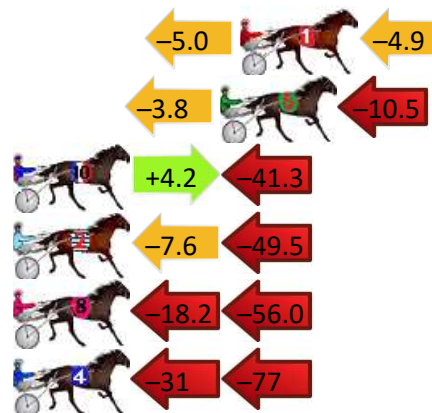
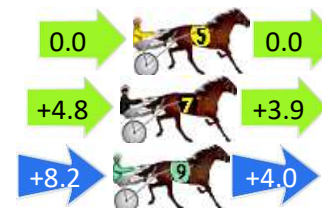
Gross Time: 2:41.10 MileRate: 1:57.80 LeadTime: 40.90s First Qtr: 30.40s Second Qtr: 30.00s Third Qtr: 30.20s Fourth Qtr: 29.60s

DATA TABLE: 800 / 400 Posi's are position from leader and (how wide the horse was at that position)

No	Horse	Plc	Mar	800 Posi	400 Posi	Time	3rd Qtr	4th Qt
5	BUNDLE	1	0.0m	0.0m (1)	0.0m (0)	2:41.07	30.20s	29.60s
7	SHE REALLY MATTERS	2	0.5m	9.2m (1)	4.4m (0)	2:41.12	29.84s	29.31s
9	RUBY WINGATE	3	0.8m	13.0m (1)	4.8m (1)	2:41.14	29.59s	29.31s
1	BEACH HEAVEN	4	18.9m	9.0m (0)	14.0m (0)	2:42.48	30.58s	29.96s
6	BROADWAY AND FIFTH	5	19.7m	5.4m (0)	9.2m (0)	2:42.54	30.49s	30.37s
10	HOPES CHOICE	6	54.1m	17.0m (1)	12.8m (2)	2:45.10	29.92s	32.64s
2	SPRING BLUE	7	62.3m	5.2m (1)	12.8m (1)	2:45.72	30.80s	33.24s
8	GOODTIME HAYLEY	8	87.0m	12.8m (0)	31.0m (1)	2:47.56	31.59s	33.72s
4	LUELLA	9	108.8m	1.4m (0)	31.8m (0)	2:49.18	32.52s	35.27s

Finish Position and metres gained

First Arrow shows distance gain/loss from 2nd Qtr to 3rd Qtr, Second Arrow shows distance gain/loss from 3rd Qtr to Finish
Blue arrow indicates best gain in these quarters.



800

Visual positions in race at 2nd Quarter



400

Visual positions in race at 3rd Quarter

Ballarat Race 2 Distance 1710m

Wednesday, 7 February 2024


Gross Time: 2:06.20 MileRate: 1:58.80 LeadTime: 6.60s First Qtr: 29.50s Second Qtr: 30.90s Third Qtr: 30.20s Fourth Qtr: 29.00s

DATA TABLE: 800 / 400 Posi's are position from leader and (how wide the horse was at that position)

NoHorse	Plc	Mar	800 Posi	400 Posi	Time	3rd Qtr	4th Qt
2 ARKLOW	1	0.0m	4.0m (0)	4.2m (0)	2:06.23	30.21s	28.70s
4 THUNDER BEACH	2	2.8m	0.0m (0)	0.0m (0)	2:06.44	30.20s	29.20s
5 KEMPSEYS DELIGHT	3	3.3m	14.6m (1)	9.8m (2)	2:06.47	29.84s	28.53s
6 SPACEWRITER	4	3.7m	2.2m (1)	2.0m (1)	2:06.51	30.19s	29.12s
8 IAMAWINGATE	5	4.5m	12.2m (0)	10.4m (1)	2:06.56	30.06s	28.57s
9 FOUR LONELY NIGHTS	6	9.0m	10.6m (1)	5.6m (2)	2:06.90	29.84s	29.25s
3 WRITTEN COURAGE	7	10.9m	6.4m (1)	6.4m (1)	2:07.04	30.21s	29.32s
1 METRO MAN	8	32.4m	8.2m (0)	8.8m (0)	2:08.64	30.28s	30.70s

Finish Position and metres gained

First Arrow shows distance gain/loss from 2nd Qtr to 3rd Qtr,
Second Arrow shows distance gain/loss from 3rd Qtr to Finish
Blue arrow indicates best gain in these quarters.



800

Visual positions in race at 2nd Quarter



400

Visual positions in race at 3rd Quarter



Powered by



Harness Analyser

Sectional Analysis Software

Not just form | Free Trial

www.facebook.com/PJHarnessRacing



RISE Digital, Harness Racing Australia nor the provider accepts any responsibility for the completeness or accuracy of any of the information contained herein, and makes no representations about its suitability for any particular purpose. Users should make their own judgements about those matters and/or seek independent advice. You assume all risks associated with use of data provided on this page

Ballarat Race 3 Distance 1710m

Wednesday, 7 February 2024

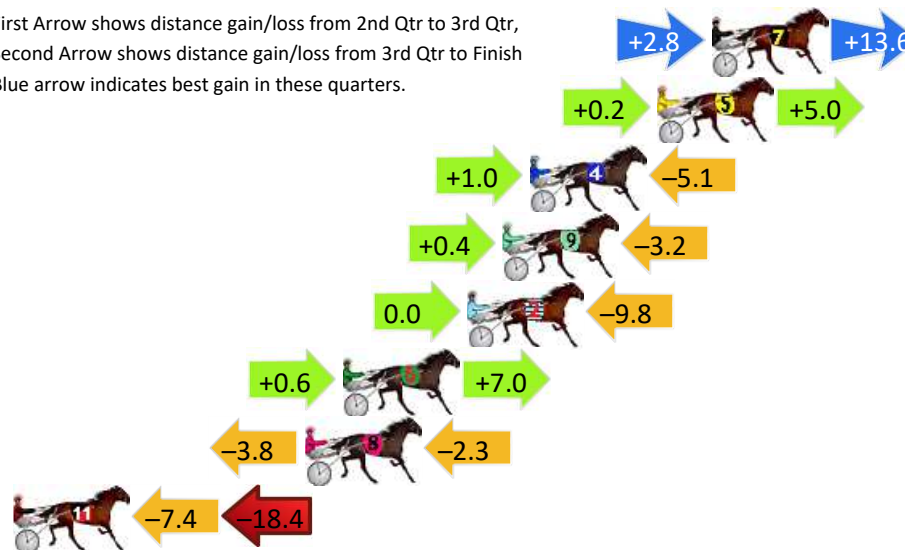
Gross Time: 2:06.40 MileRate: 1:59.00 LeadTime: 6.60s First Qtr: 29.70s Second Qtr: 31.50s Third Qtr: 28.70s Fourth Qtr: 29.90s

DATA TABLE: 800 / 400 Posi's are position from leader and (how wide the horse was at that position)

NoHorse	Plc	Mar	800 Posi	400 Posi	Time	3rd Qtr	4th Qt
7 ICANMOTOR	1	0.0m	16.4m (1)	13.6m (1)	2:06.41	28.52s	28.89s
5 MAGGACIS	2	2.2m	7.4m (1)	7.2m (2)	2:06.56	28.69s	29.53s
4 OUR ULTIMATE BONNY	3	7.3m	3.2m (1)	2.2m (1)	2:06.95	28.62s	30.28s
9 BLISSFULL LILLY	4	8.4m	5.6m (0)	5.2m (0)	2:07.03	28.67s	30.14s
2 RIVER PATROL	5	9.8m	0.0m (0)	0.0m (0)	2:07.17	28.69s	30.63s
6 GIRLS VIEW	6	14.8m	22.4m (1)	21.8m (2)	2:07.51	28.67s	29.38s
8 ROBERTS DELIGHT	7	16.3m	10.2m (0)	14.0m (0)	2:07.62	28.97s	30.07s
11 CEE CEE NORMAN	8	37.8m	12.0m (1)	19.4m (1)	2:09.23	29.21s	31.27s

Finish Position and metres gained

First Arrow shows distance gain/loss from 2nd Qtr to 3rd Qtr, Second Arrow shows distance gain/loss from 3rd Qtr to Finish
Blue arrow indicates best gain in these quarters.



800

Visual positions in race at 2nd Quarter



400

Visual positions in race at 3rd Quarter



Powered by



Harness Analyser

Sectional Analysis Software

Not just form | Free Trial

www.facebook.com/PJHarnessRacing



RISE Digital, Harness Racing Australia nor the provider accepts any responsibility for the completeness or accuracy of any of the information contained herein, and makes no representations about its suitability for any particular purpose. Users should make their own judgements about those matters and/or seek independent advice. You assume all risks associated with use of data provided on this page

Ballarat Race 4 Distance 2200m

Wednesday, 7 February 2024



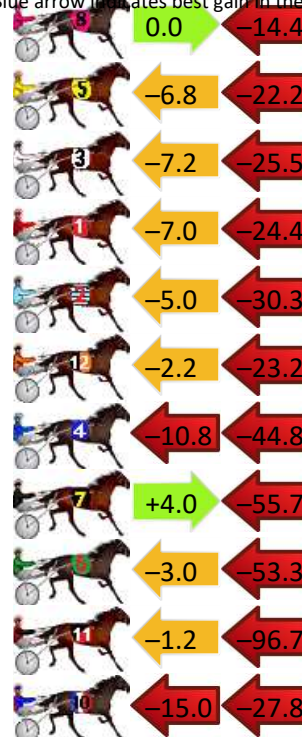
Gross Time: 2:49.10 MileRate: 2:03.70 LeadTime: 44.70s First Qtr: 30.90s Second Qtr: 32.20s Third Qtr: 31.80s Fourth Qtr: 29.50s

DATA TABLE: 800 / 400 Posi's are position from leader and (how wide the horse was at that position)

No	Horse	Plc	Mar	800 Posi	400 Posi	Time	3rd Qtr	4th Qt
9	ROCKFORD PEACH	1	0.0m	12.4m (1)	0.2m (1)	2:49.12	30.87s	29.49s
8	BELLMAC BAMBI	2	30.2m	15.8m (0)	15.8m (1)	2:51.37	31.84s	30.56s
5	PRIMZ LUCK	3	33.4m	4.4m (0)	11.2m (1)	2:51.61	32.38s	31.13s
3	MAJESTIC JEWEL	4	40.7m	8.0m (0)	15.2m (0)	2:52.15	32.42s	31.37s
1	DOUBLE DOT	5	43.2m	11.8m (0)	18.8m (0)	2:52.35	32.40s	31.29s
2	SURPRISE TO ME	6	43.5m	8.2m (1)	13.2m (2)	2:52.36	32.27s	31.72s
12	SETTLE THE BILL	7	45.2m	19.8m (0)	22.0m (1)	2:52.49	32.03s	31.20s
4	XIAOBO	8	55.6m	0.0m (0)	10.8m (0)	2:53.27	32.75s	32.79s
7	ALWAYS SKYE HIGH	9	55.7m	4.0m (1)	0.0m (0)	2:53.27	31.65s	33.58s
6	JAHBELLA	10	76.9m	20.6m (1)	23.6m (2)	2:54.85	32.18s	33.41s
11	ROLL WITH ROSCO	11	114.3m	16.4m (1)	17.6m (2)	2:57.94	32.17s	36.59s
10	KARAS DREAM	12	167.8m	125.0m (0)	140.0m (0)	3:01.63	33.02s	31.54s

Finish Position and metres gained

First Arrow shows distance gain/loss from 2nd Qtr to 3rd Qtr,
Second Arrow shows distance gain/loss from 3rd Qtr to Finish
Blue arrow indicates best gain in these quarters.



Ballarat Race 5 Distance 2200m

Wednesday, 7 February 2024

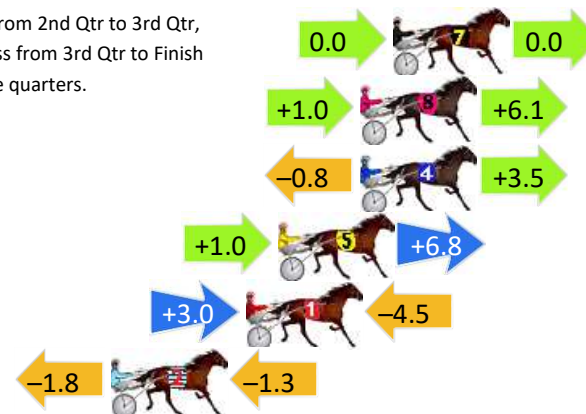
Gross Time: 2:44.60 MileRate: 2:00.40 LeadTime: 44.30s First Qtr: 30.80s Second Qtr: 30.70s Third Qtr: 29.60s Fourth Qtr: 29.20s

DATA TABLE: 800 / 400 Posi's are position from leader and (how wide the horse was at that position)

NoHorse	Plc	Mar	800 Posi	400 Posi	Time	3rd Qtr	4th Qt
7 IM WESLEY	1	0.0m	0.0m (0)	0.0m (0)	2:44.62	29.60s	29.20s
8 BARRA MAC	2	1.3m	8.4m (1)	7.4m (1)	2:44.71	29.52s	28.76s
4 AUCKLAND RED	3	1.3m	4.0m (0)	4.8m (0)	2:44.72	29.66s	28.95s
5 AVEIRO	4	4.6m	12.4m (1)	11.4m (1)	2:44.96	29.52s	28.71s
1 GOODTIME BRAVO	5	5.9m	4.4m (1)	1.4m (1)	2:45.06	29.38s	29.53s
2 EYECON	6	11.3m	8.2m (0)	10.0m (0)	2:45.46	29.73s	29.29s

Finish Position and metres gained

First Arrow shows distance gain/loss from 2nd Qtr to 3rd Qtr,
Second Arrow shows distance gain/loss from 3rd Qtr to Finish
Blue arrow indicates best gain in these quarters.



800

Visual positions in race at 2nd Quarter



400

Visual positions in race at 3rd Quarter



Ballarat Race 6 Distance 2200m

Wednesday, 7 February 2024


Gross Time: 2:48.80 MileRate: 2:03.50 LeadTime: 44.10s First Qtr: 32.40s Second Qtr: 31.70s Third Qtr: 30.60s Fourth Qtr: 30.00s

DATA TABLE: 800 / 400 Posi's are position from leader and (how wide the horse was at that position)

NoHorse	Plc	Mar	800 Posi	400 Posi	Time	3rd Qtr	4th Qt
11 SON OF A SUN	1	0.0m	18.6m (2)	10.2m (3)	2:48.80	29.96s	29.24s
5 SILENT REVERIE	2	0.4m	0.0m (0)	0.0m (0)	2:48.83	30.60s	30.03s
3 BACARDI CARTA	3	0.8m	4.0m (0)	4.2m (0)	2:48.86	30.61s	29.75s
12 ABITOFADREAMER	4	4.1m	6.2m (1)	3.6m (1)	2:49.10	30.40s	30.04s
2 FLOATING MOUNTAIN	5	5.5m	14.4m (1)	12.6m (1)	2:49.21	30.46s	29.47s
7 CHINSKI	6	11.9m	10.2m (1)	8.2m (1)	2:49.68	30.45s	30.28s
10 GIL FAVOR	7	14.0m	17.2m (0)	14.8m (0)	2:49.85	30.42s	29.94s
1 EVERYBODYLUVSKEN NY	8	14.7m	8.0m (0)	10.2m (0)	2:49.90	30.77s	30.34s
13 HIGHPOINT	9	17.2m	14.6m (2)	6.6m (2)	2:50.08	30.01s	30.79s

Finish Position and metres gained

First Arrow shows distance gain/loss from 2nd Qtr to 3rd Qtr, Second Arrow shows distance gain/loss from 3rd Qtr to Finish Blue arrow indicates best gain in these quarters.



800

Visual positions in race at 2nd Quarter



400

Visual positions in race at 3rd Quarter



Powered by



Harness Analyser

Sectional Analysis Software

Not just form | Free Trial

www.facebook.com/PJHarnessRacing



RISE Digital, Harness Racing Australia nor the provider accepts any responsibility for the completeness or accuracy of any of the information contained herein, and makes no representations about its suitability for any particular purpose. Users should make their own judgements about those matters and/or seek independent advice. You assume all risks associated with use of data provided on this page

Ballarat Race 7 Distance 2200m

Wednesday, 7 February 2024


Gross Time: 2:46.50 MileRate: 2:01.80 LeadTime: 47.40s First Qtr: 31.80s Second Qtr: 30.80s Third Qtr: 29.10s Fourth Qtr: 27.40s

DATA TABLE: 800 / 400 Posi's are position from leader and (how wide the horse was at that position)

NoHorse	Plc	Mar	800 Posi	400 Posi	Time	3rd Qtr	4th Qt
5 WOTDIDUSAAAY	1	0.0m	0.0m (0)	0.0m (0)	2:46.51	29.10s	27.40s
7 HUGO ROCKS	2	3.6m	2.6m (1)	1.4m (1)	2:46.78	29.02s	27.55s
1 LAYDEN	3	3.8m	4.4m (0)	4.4m (0)	2:46.79	29.10s	27.36s
8 CEMETERY BAY	4	9.3m	6.8m (1)	5.4m (1)	2:47.20	29.01s	27.67s
6 BLASTER RANGER	5	12.8m	16.6m (0)	13.4m (0)	2:47.47	28.87s	27.36s
3 BETTER EXCLUSIVE	6	13.2m	10.8m (1)	9.6m (1)	2:47.50	29.02s	27.65s
4 KEAYANG ALEX	7	15.9m	15.0m (1)	13.4m (1)	2:47.70	28.99s	27.57s
2 MAJALINER	8	16.1m	9.0m (0)	9.0m (0)	2:47.72	29.12s	27.88s

Finish Position and metres gained

First Arrow shows distance gain/loss from 2nd Qtr to 3rd Qtr,
Second Arrow shows distance gain/loss from 3rd Qtr to Finish
Blue arrow indicates best gain in these quarters.



800

Visual positions in race at 2nd Quarter



400

Visual positions in race at 3rd Quarter



Powered by



Harness Analyser

Sectional Analysis Software

Not just form | Free Trial

www.facebook.com/PJHarnessRacing



RISE Digital, Harness Racing Australia nor the provider accepts any responsibility for the completeness or accuracy of any of the information contained herein, and makes no representations about its suitability for any particular purpose. Users should make their own judgements about those matters and/or seek independent advice. You assume all risks associated with use of data provided on this page

Ballarat Race 8 Distance 1710m

Wednesday, 7 February 2024

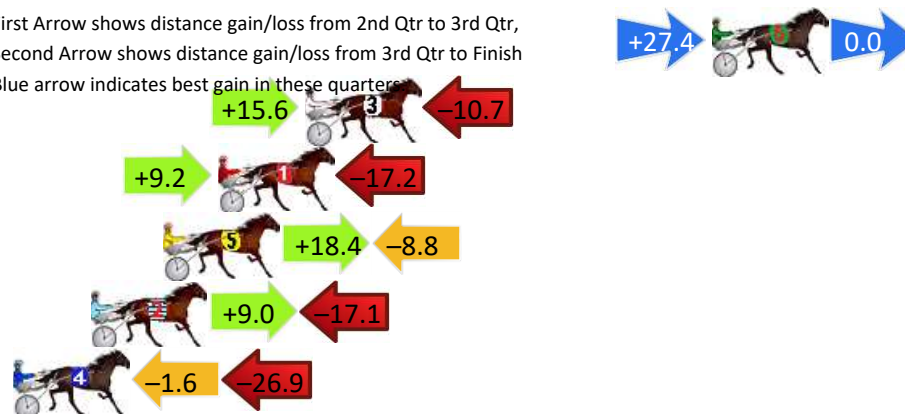
Gross Time: 2:03.00 MileRate: 1:55.70 LeadTime: 6.40s First Qtr: 28.20s Second Qtr: 30.50s Third Qtr: 29.00s Fourth Qtr: 28.90s

DATA TABLE: 800 / 400 Posi's are position from leader and (how wide the horse was at that position)

NoHorse	Plc	Mar	800 Posi	400 Posi	Time	3rd Qtr	4th Qt
6 CUYO GENTLEMAN	1	0.0m	27.4m (0)	0.0m (2)	2:02.96	27.03s	28.90s
3 HEAVENLY BRIGADE	2	16.3m	21.2m (0)	5.6m (2)	2:04.17	27.88s	29.67s
1 WICHITA KANSAS	3	19.8m	11.8m (0)	2.6m (1)	2:04.43	28.34s	30.14s
5 DUFFY HOLLOW	4	22.0m	31.6m (0)	13.2m (2)	2:04.60	27.68s	29.53s
2 JILLIBY JAY SEA	5	24.9m	16.8m (0)	7.8m (1)	2:04.81	28.35s	30.13s
4 EL BOSTON	6	28.5m	0.0m (0)	1.6m (0)	2:05.08	29.12s	30.83s

Finish Position and metres gained

First Arrow shows distance gain/loss from 2nd Qtr to 3rd Qtr,
Second Arrow shows distance gain/loss from 3rd Qtr to Finish
Blue arrow indicates best gain in these quarters



Visual positions in race at 2nd Quarter

800



Visual positions in race at 3rd Quarter

400



Ballarat Race 9 Distance 2200m

Wednesday, 7 February 2024


Gross Time: 2:44.40 MileRate: 2:00.20 LeadTime: 41.10s First Qtr: 30.50s Second Qtr: 31.30s Third Qtr: 31.20s Fourth Qtr: 30.30s

DATA TABLE: 800 / 400 Posi's are position from leader and (how wide the horse was at that position)

NoHorse	Plc	Mar	800 Posi	400 Posi	Time	3rd Qtr	4th Qt
1 COOPER CLEAVER	1	0.0m	0.0m (0)	0.0m (0)	2:44.35	31.20s	30.30s
3 INEXORABLE	2	7.5m	9.0m (1)	7.4m (1)	2:44.91	31.08s	30.31s
8 ABBIE LINCOLN	3	10.9m	8.8m (0)	12.0m (1)	2:45.17	31.44s	30.22s
5 PARK LANE	4	12.0m	4.6m (1)	2.4m (1)	2:45.25	31.04s	31.02s
9 DIAMONDSNBUE	5	14.6m	13.0m (0)	15.6m (0)	2:45.44	31.40s	30.22s
7 ISLAND CAESAR	6	22.7m	4.4m (0)	6.4m (0)	2:46.05	31.37s	31.53s
4 SMILE WITH A GRIN	7	47.2m	13.2m (1)	17.6m (1)	2:47.88	31.57s	32.53s
2 CARRAMAR BULLOCK	8	108.1m	26.6m (0)	33.0m (0)	2:52.41	31.77s	35.96s

Finish Position and metres gained

First Arrow shows distance gain/loss from 2nd Qtr to 3rd Qtr,
Second Arrow shows distance gain/loss from 3rd Qtr to Finish
Blue arrow indicates best gain in these quarters.



800

Visual positions in race at 2nd Quarter



400

Visual positions in race at 3rd Quarter



Powered by
PJ

Harness Analyser

Sectional Analysis Software
Not just form | Free Trial

www.facebook.com/PJHarnessRacing



RISE Digital, Harness Racing Australia nor the provider accepts any responsibility for the completeness or accuracy of any of the information contained herein, and makes no representations about its suitability for any particular purpose. Users should make their own judgements about those matters and/or seek independent advice. You assume all risks associated with use of data provided on this page

Ballarat Race 10 Distance 2200m

Wednesday, 7 February 2024


Gross Time: 2:51.50 MileRate: 2:05.40 LeadTime: 43.50s First Qtr: 35.40s Second Qtr: 33.70s Third Qtr: 30.80s Fourth Qtr: 28.10s

DATA TABLE: 800 / 400 Posi's are position from leader and (how wide the horse was at that position)

NoHorse	Plc	Mar	800 Posi	400 Posi	Time	3rd Qtr	4th Qt
10 WELL THATS ALRIGHT	1	0.0m	11.4m (1)	7.8m (2)	2:51.45	30.51s	27.56s
1 HIS DREAM LIVES ON	2	7.3m	0.0m (0)	0.0m (0)	2:51.99	30.82s	28.61s
9 SILVER DOMINO	3	13.6m	7.6m (1)	3.4m (2)	2:52.47	30.53s	28.81s
3 EL AWOMAN	4	15.2m	9.4m (0)	8.4m (1)	2:52.57	30.75s	28.58s
2 MALAVA MISS	5	21.3m	13.8m (0)	12.6m (1)	2:53.04	30.74s	28.71s
6 IMA CHARMA	6	22.2m	5.2m (0)	5.2m (0)	2:53.11	30.86s	29.29s
8 MISS DAPHNE	7	31.8m	19.2m (1)	19.0m (0)	2:53.82	30.83s	28.99s
11 THE DUX	8	36.5m	15.4m (1)	13.2m (2)	2:54.17	30.72s	29.73s
7 STAR RULER	9	41.3m	3.8m (1)	4.2m (1)	2:54.53	30.95s	30.69s


Finish Position and metres gained

First Arrow shows distance gain/loss from 2nd Qtr to 3rd Qtr, Second Arrow shows distance gain/loss from 3rd Qtr to Finish
Blue arrow indicates best gain in these quarters.



800

Visual positions in race at 2nd Quarter



400

Visual positions in race at 3rd Quarter