

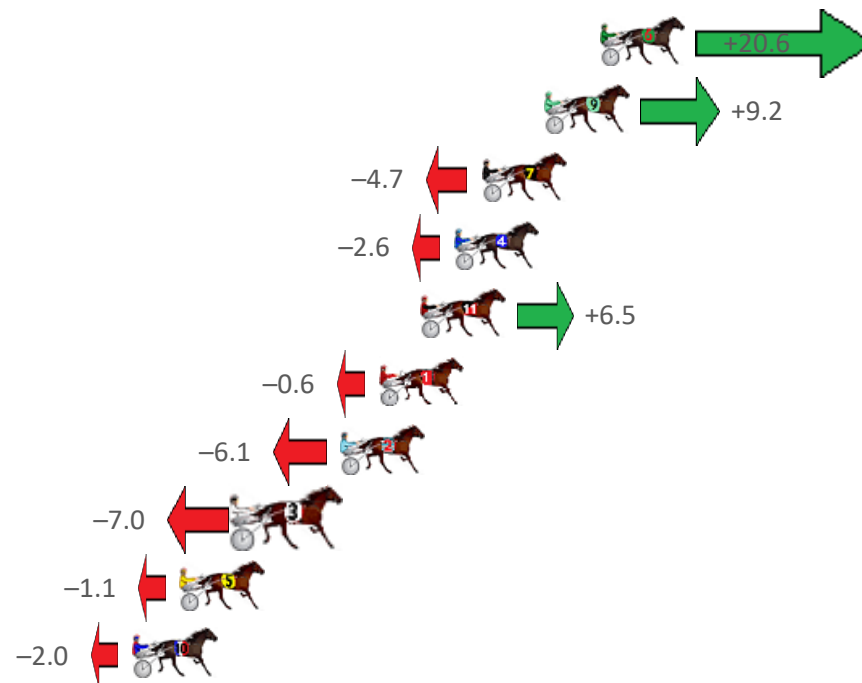
Ballarat Race 1 Distance 2200m

Friday, 1 December 2023

Gross Time: 2:49.90 MileRate: 2:04.30 LeadTime: 42.80s First Qtr: 32.90s Second Qtr: 32.70s Third Qtr: 30.80s Fourth Qtr: 30.70s

NoHorse	Plc	Mar	800 Posi	400 Posi	Time	3rd Qtr	4th Qtr
6 IM MISS ROYALTY	1	0.0m	20.6m (2)	16.8m (2)	2:49.95	30.51s	29.42s
9 ALDEBARAN BELLE	2	2.2m	11.4m (1)	6.0m (2)	2:50.11	30.39s	30.41s
7 PERSEVERANSE	3	4.7m	0.0m (0)	0.0m (0)	2:50.30	30.80s	31.06s
4 WISTFUL LADY	4	5.8m	3.2m (1)	3.2m (1)	2:50.38	30.80s	30.90s
11 SETTLE THE BILL	5	7.1m	13.6m (0)	15.6m (0)	2:50.48	30.95s	30.05s
1 SURPRISE TO ME	6	8.8m	8.2m (0)	10.8m (0)	2:50.60	31.00s	30.55s
2 AUNTY ETHAL	7	10.3m	4.2m (0)	6.6m (0)	2:50.71	30.98s	30.98s
3 ALDEBARAN MAVERI	8	14.2m	7.2m (1)	7.1m (1)	2:51.01	30.79s	31.24s
5 ALDEBARAN ROCKY	9	16.7m	15.6m (1)	12.6m (1)	2:51.19	30.57s	31.01s
10 WHATS THE TEA	10	18.6m	16.6m (2)	12.8m (2)	2:51.33	30.51s	31.14s

Finish Position and metres gained from 800m



PJ Harness Analyser

Sectional Analysis Software – Not just a formguide!

www.facebook.com/PJHarnessRacing



RISE Digital, Harness Racing Australia nor the provider accepts any responsibility for the completeness or accuracy of any of the information contained herein, and makes no representations about its suitability for any particular purpose. Users should make their own judgements about those matters and/or seek independent advice. You assume all risks associated with use of data provided on this page

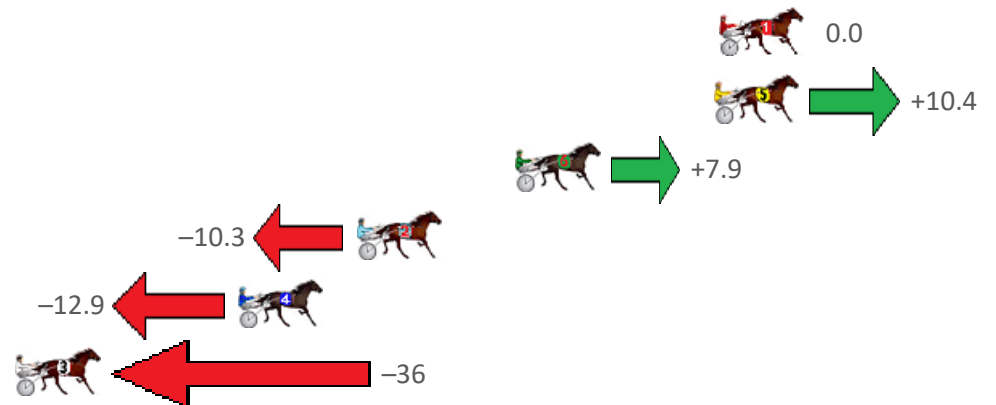
Ballarat Race 2 Distance 1710m

Friday, 1 December 2023

Gross Time: 2:02.50 MileRate: 1:55.30 LeadTime: 6.60s First Qtr: 29.10s Second Qtr: 29.80s Third Qtr: 28.60s Fourth Qtr: 28.40s

NoHorse	Plc	Mar	800 Posi	400 Posi	Time	3rd Qtr	4th Qtr
1 DUFFY HOLLOW	1	0.0m	0.0m (0)	0.0m (0)	2:02.51	28.60s	28.40s
5 TIL HEAVENS ROCKN	2	0.2m	10.6m (1)	10.6m (2)	2:02.52	28.60s	27.67s
6 HEAVENLY BRIGADE	3	8.1m	16.0m (1)	10.6m (1)	2:03.11	28.22s	28.22s
2 FIGHTNFURY	4	14.4m	4.1m (0)	4.7m (0)	2:03.57	28.64s	29.08s
4 MAJALINER	5	19.1m	6.2m (1)	5.6m (2)	2:03.93	28.56s	29.35s
3 MISTER CHEESE	6	37.9m	2.2m (1)	4.3m (1)	2:05.33	28.76s	30.77s

Finish Position and metres gained from 800m







Harness Analyser

Sectional Analysis Software – Not just a formguide!

www.facebook.com/PJHarnessRacing



RISE Digital, Harness Racing Australia nor the provider accepts any responsibility for the completeness or accuracy of any of the information contained herein, and makes no representations about its suitability for any particular purpose. Users should make their own judgements about those matters and/or seek independent advice. You assume all risks associated with use of data provided on this page


Ballarat Race 3 Distance 2200m

Friday, 1 December 2023

Gross Time: 2:49.70 MileRate: 2:04.10 LeadTime: 45.70s First Qtr: 32.10s Second Qtr: 31.40s Third Qtr: 30.30s Fourth Qtr: 30.20s

NoHorse	Plc	Mar	800 Posi	400 Posi	Time	3rd Qtr	4th Qtr
2 ITS NOT LOVE ME	1	0.0m	0.0m (0)	0.0m (0)	2:49.70	30.30s	30.20s
6 ALDEBARAN ANTON	2	2.5m	8.4m (0)	12.3m (0)	2:49.88	30.59s	29.46s
1 TE KUITI KITTY	3	21.8m	12.6m (0)	17.8m (0)	2:51.32	30.69s	30.50s
3 VELVETNLACE	4	40.4m	4.4m (0)	8.0m (0)	2:52.71	30.57s	32.63s
8 CHU CHITS	5	49.5m	9.4m (2)	20.8m (2)	2:53.39	31.16s	32.35s
9 COCONUT MICKEY	6	61.6m	4.2m (1)	16.8m (1)	2:54.28	31.25s	33.56s
5 FRANKYTHEFRENCH	7	76.2m	16.6m (1)	30.2m (1)	2:55.38	31.33s	33.65s
7 IMA WALKERVILLE	8	76.9m	9.6m (1)	25.2m (0)	2:55.43	31.48s	34.08s

Finish Position and metres gained from 800m







Harness Analyser

Sectional Analysis Software – Not just a formguide!

www.facebook.com/PJHarnessRacing



RISE Digital, Harness Racing Australia nor the provider accepts any responsibility for the completeness or accuracy of any of the information contained herein, and makes no representations about its suitability for any particular purpose. Users should make their own judgements about those matters and/or seek independent advice. You assume all risks associated with use of data provided on this page

Ballarat Race 4 Distance 1710m

Friday, 1 December 2023

Gross Time: 2:05.20 MileRate: 1:57.90 LeadTime: 6.70s First Qtr: 29.00s Second Qtr: 30.50s Third Qtr: 30.10s Fourth Qtr: 28.90s


NoHorse	Plc	Mar	800 Posi	400 Posi	Time	3rd Qtr	4th Qtr
---------	-----	-----	----------	----------	------	---------	---------

Finish Position and metres gained from 800m

2 HY FILANTE	1	0.0m	0.0m (0)	0.0m (0)	2:05.23	30.10s	28.90s
3 COOL DENO	2	21.6m	7.4m (1)	6.0m (2)	2:06.84	30.02s	30.02s
1 OTIS RISING	3	22.7m	4.3m (0)	4.0m (0)	2:06.92	30.11s	30.24s
9 QUICK DECISION	4	26.8m	20.0m (1)	9.4m (3)	2:07.23	29.35s	30.15s
6 YURUGA LASS	5	29.2m	13.2m (0)	11.0m (1)	2:07.41	29.97s	30.21s
10 REIGN EM IN	6	32.2m	15.6m (1)	13.2m (3)	2:07.63	29.95s	30.27s
4 MUSELET	7	33.6m	2.4m (1)	3.6m (1)	2:07.73	30.23s	31.06s
8 DEFYING THE ODDS	8	37.4m	8.7m (0)	9.6m (0)	2:08.02	30.21s	30.90s
7 NOTYOURAVERAGEJ	9	75.5m	22.3m (0)	18.2m (0)	2:10.86	29.88s	33.02s
5 LYNNE SPECIAL	10	104.6m	11.4m (1)	25.8m (2)	2:13.03	31.27s	34.56s



0.0



PJ Harness Analyser

Sectional Analysis Software – Not just a formguide!

www.facebook.com/PJHarnessRacing



RISE Digital, Harness Racing Australia nor the provider accepts any responsibility for the completeness or accuracy of any of the information contained herein, and makes no representations about its suitability for any particular purpose. Users should make their own judgements about those matters and/or seek independent advice. You assume all risks associated with use of data provided on this page

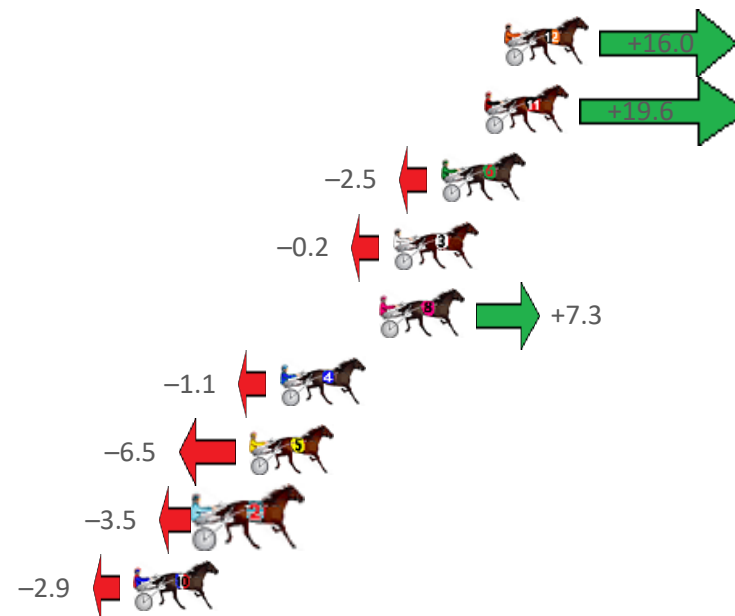
Ballarat Race 5 Distance 2200m

Friday, 1 December 2023

Gross Time: 2:41.40 MileRate: 1:58.10 LeadTime: 42.40s First Qtr: 30.80s Second Qtr: 30.50s Third Qtr: 28.70s Fourth Qtr: 29.00s

NoHorse	Plc	Mar	800 Posi	400 Posi	Time	3rd Qtr	4th Qtr
12 SILVER MYSTIQUE	1	0.0m	16.0m (1)	8.4m (2)	2:41.42	28.16s	28.39s
11 DEUCE COUPE	2	0.8m	20.4m (1)	12.4m (2)	2:41.48	28.13s	28.16s
6 SLICE OF CHEDDAR	3	2.5m	0.0m (0)	0.0m (0)	2:41.60	28.70s	29.18s
3 HEY GOYOUGOODTH	4	4.4m	4.2m (0)	4.2m (0)	2:41.75	28.70s	29.01s
8 THE SPORTZ STAR	5	4.9m	12.2m (0)	12.8m (0)	2:41.78	28.75s	28.43s
4 BANDIT EYES	6	8.9m	7.8m (1)	4.2m (2)	2:42.08	28.44s	29.34s
5 BREATHE EASY	7	10.1m	3.6m (1)	1.3m (1)	2:42.17	28.53s	29.63s
2 REDBANK MOLLY	8	11.9m	8.4m (0)	8.4m (0)	2:42.31	28.70s	29.25s
10 ILLAWONG PHOENIX	9	14.7m	11.8m (1)	8.8m (1)	2:42.52	28.48s	29.43s

Finish Position and metres gained from 800m







Harness Analyser

Sectional Analysis Software – Not just a formguide!

www.facebook.com/PJHarnessRacing



RISE Digital, Harness Racing Australia nor the provider accepts any responsibility for the completeness or accuracy of any of the information contained herein, and makes no representations about its suitability for any particular purpose. Users should make their own judgements about those matters and/or seek independent advice. You assume all risks associated with use of data provided on this page

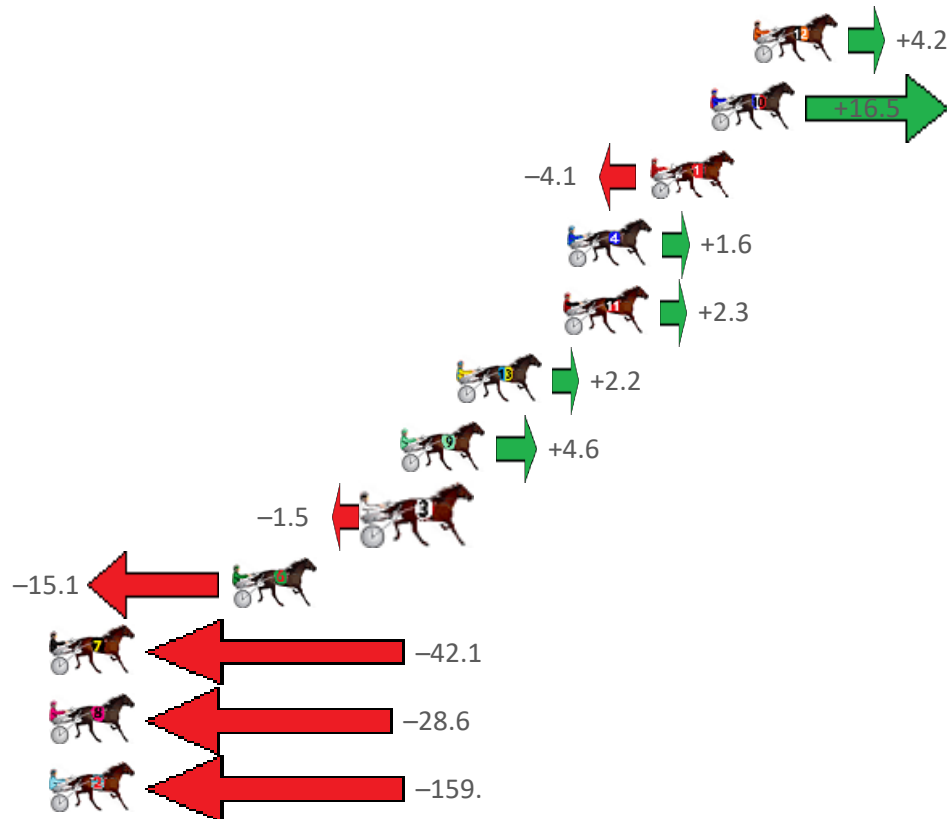
Ballarat Race 6 Distance 2200m

Friday, 1 December 2023

Gross Time: 2:51.50 MileRate: 2:04.90 LeadTime: 47.20s First Qtr: 32.80s Second Qtr: 31.80s Third Qtr: 29.80s Fourth Qtr: 29.90s

NoHorse	Plc	Mar	800 Posi	400 Posi	Time	3rd Qtr	4th Qtr
12 BAARLINEE	1	0.0m	4.2m (0)	3.8m (0)	2:51.48	29.77s	29.62s
10 PARIS JAMILLA	2	1.7m	18.2m (1)	3.6m (2)	2:51.61	28.72s	29.76s
1 THE GIRLS GOTFLAIR	3	4.1m	0.0m (0)	0.0m (0)	2:51.79	29.80s	30.20s
4 LAIR OF THE EAGLE	4	7.4m	9.0m (0)	9.4m (0)	2:52.03	29.83s	29.75s
11 STINGOFAWASP	5	7.5m	9.8m (1)	7.0m (1)	2:52.04	29.59s	29.94s
13 FREDRHYS	6	11.8m	14.0m (1)	12.4m (2)	2:52.36	29.68s	29.86s
9 ARABELLA SHOWDO	7	14.0m	18.6m (0)	16.4m (2)	2:52.53	29.64s	29.72s
3 REIGNING LILLIES	8	15.1m	13.6m (0)	12.4m (1)	2:52.61	29.71s	30.10s
6 JAHBELLA	9	20.7m	5.6m (1)	2.7m (1)	2:53.03	29.58s	31.24s
7 ERO CARPE DIEM	10	77.8m	35.7m (0)	40.0m (0)	2:57.28	30.11s	32.71s
8 KYVALLEY ANTHONY	11	134.6m	106.0m (0)	115.0m (0)	3:01.52	30.47s	31.36s
2 BACARDI CHIC	12	181.4m	22.2m (1)	26.0m (1)	3:05.01	30.06s	41.45s

Finish Position and metres gained from 800m



PJ Harness Analyser

Sectional Analysis Software – Not just a formguide!

www.facebook.com/PJHarnessRacing



RISE Digital, Harness Racing Australia nor the provider accepts any responsibility for the completeness or accuracy of any of the information contained herein, and makes no representations about its suitability for any particular purpose. Users should make their own judgements about those matters and/or seek independent advice. You assume all risks associated with use of data provided on this page

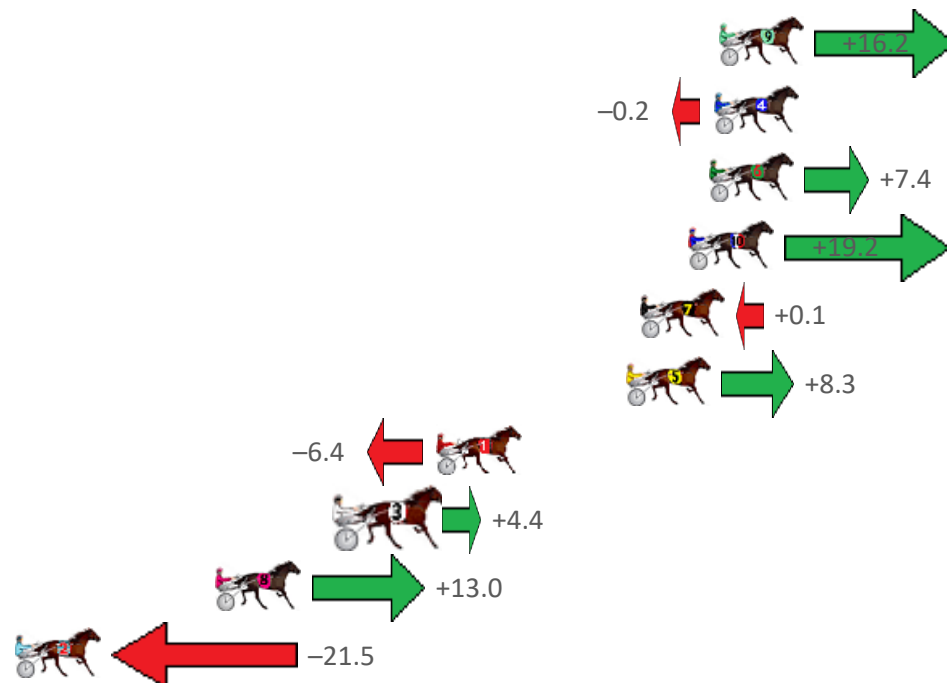
Ballarat Race 7 Distance 1710m

Friday, 1 December 2023

Gross Time: 2:06.70 MileRate: 1:59.20 LeadTime: 6.60s First Qtr: 29.90s Second Qtr: 30.90s Third Qtr: 29.40s Fourth Qtr: 29.90s

NoHorse	Plc	Mar	800 Posi	400 Posi	Time	3rd Qtr	4th Qtr
9 SPACEWRITER	1	0.0m	16.2m (1)	13.0m (2)	2:06.70	29.17s	28.93s
4 PICKLE IT	2	0.2m	0.0m (0)	0.0m (0)	2:06.72	29.40s	29.91s
6 TOPHUT JOHNY	3	0.4m	7.8m (1)	8.8m (2)	2:06.74	29.48s	29.28s
10 BETTING ON COURA	4	1.2m	20.4m (1)	16.0m (1)	2:06.80	29.08s	28.80s
7 SHEZABLUCHIP	5	3.1m	3.2m (1)	5.8m (1)	2:06.93	29.59s	29.70s
5 MONSIEUR FLAMEL	6	3.7m	12.0m (1)	11.0m (1)	2:06.98	29.33s	29.36s
1 GOZO COURAGE	7	11.2m	4.8m (0)	5.8m (0)	2:07.54	29.47s	30.30s
3 STAR RULER	8	14.8m	19.2m (0)	14.6m (0)	2:07.81	29.06s	29.91s
8 ROCKIN CHARMER	9	20.0m	33.0m (0)	26.0m (0)	2:08.20	28.89s	29.45s
2 CALYPSO MISTRESS	10	30.3m	8.8m (0)	10.4m (0)	2:08.96	29.51s	31.38s

Finish Position and metres gained from 800m



PJ Harness Analyser

Sectional Analysis Software – Not just a formguide!

www.facebook.com/PJHarnessRacing



RISE Digital, Harness Racing Australia nor the provider accepts any responsibility for the completeness or accuracy of any of the information contained herein, and makes no representations about its suitability for any particular purpose. Users should make their own judgements about those matters and/or seek independent advice. You assume all risks associated with use of data provided on this page

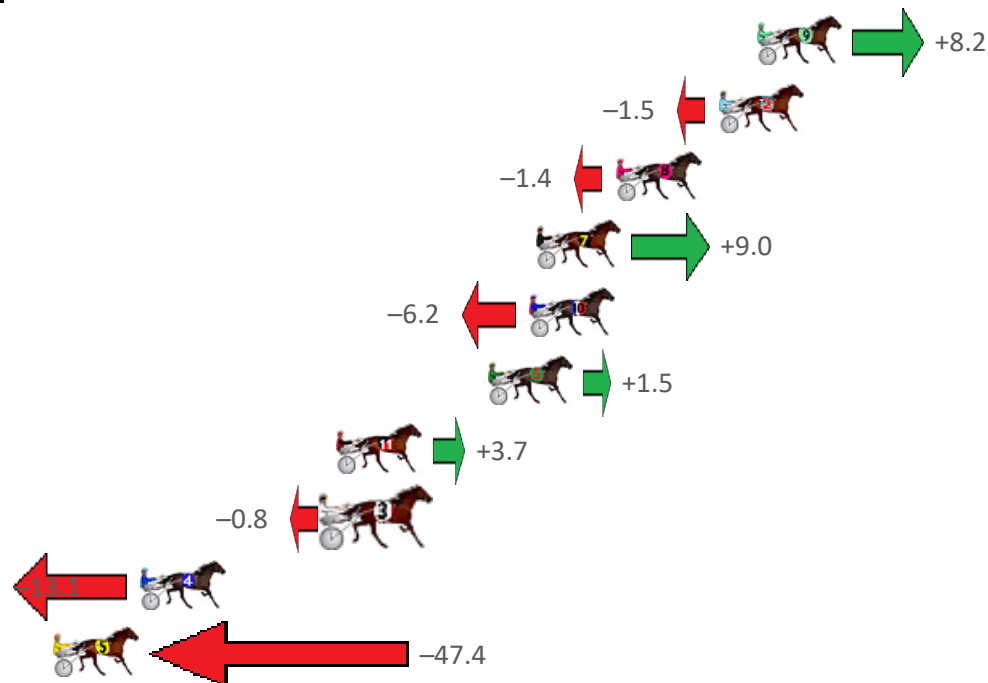
Ballarat Race 8 Distance 1710m

Friday, 1 December 2023

Gross Time: 2:03.00 MileRate: 1:55.70 LeadTime: 6.70s First Qtr: 29.50s Second Qtr: 30.00s Third Qtr: 28.60s Fourth Qtr: 28.20s

NoHorse	Plc	Mar	800 Posi	400 Posi	Time	3rd Qtr	4th Qtr
9 GUEST ARTIST	1	0.0m	8.2m (0)	8.4m (0)	2:02.97	28.61s	27.61s
2 ASMILEANDAWINX	2	1.5m	0.0m (0)	0.0m (0)	2:03.08	28.60s	28.31s
8 WINGATE GUY	3	5.6m	4.2m (0)	4.6m (0)	2:03.39	28.63s	28.27s
7 TREACHEROUS REIG	4	8.8m	17.8m (0)	16.8m (0)	2:03.63	28.53s	27.64s
10 QUIET STORM	5	9.0m	2.8m (1)	2.4m (1)	2:03.65	28.58s	28.66s
6 EMER	6	10.7m	12.2m (0)	12.4m (0)	2:03.77	28.61s	28.08s
11 MAJOR ANNIE	7	16.7m	20.4m (1)	13.2m (3)	2:04.22	28.09s	28.45s
3 PLAINS IN HEAVEN	8	16.9m	16.1m (1)	12.2m (1)	2:04.23	28.33s	28.53s
4 BUNDLE	9	24.5m	11.4m (1)	9.8m (2)	2:04.80	28.49s	29.23s
5 WESTERN VIEW	10	54.4m	7.0m (1)	8.4m (1)	2:07.03	28.72s	31.42s

Finish Position and metres gained from 800m



PJ Harness Analyser

Sectional Analysis Software – Not just a formguide!

www.facebook.com/PJHarnessRacing



RISE Digital, Harness Racing Australia nor the provider accepts any responsibility for the completeness or accuracy of any of the information contained herein, and makes no representations about its suitability for any particular purpose. Users should make their own judgements about those matters and/or seek independent advice. You assume all risks associated with use of data provided on this page

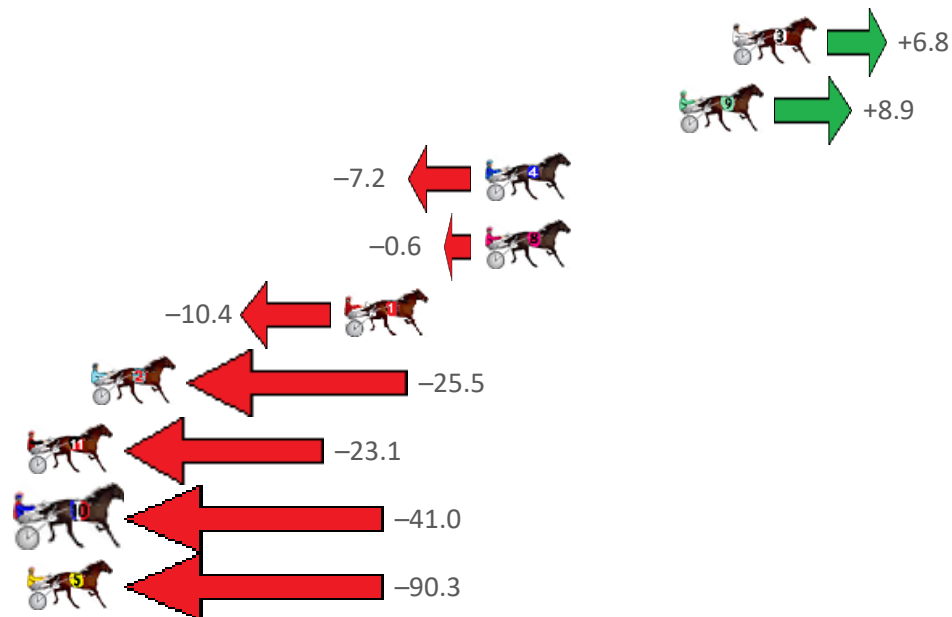
Ballarat Race 9 Distance 1710m

Friday, 1 December 2023

Gross Time: 2:05.60 MileRate: 1:58.20 LeadTime: 6.60s First Qtr: 29.40s Second Qtr: 31.40s Third Qtr: 29.40s Fourth Qtr: 28.80s

NoHorse	Plc	Mar	800 Posi	400 Posi	Time	3rd Qtr	4th Qtr
3 CRANKHANDLE	1	0.0m	6.8m (1)	2.6m (2)	2:05.62	29.09s	28.61s
9 VAPAR FIRE	2	2.1m	11.0m (1)	6.8m (2)	2:05.77	29.09s	28.46s
4 THEY CALL ME AL	3	9.8m	2.6m (1)	0.0m (1)	2:06.35	29.22s	29.50s
8 FAKE CULLECTION	4	9.8m	9.2m (0)	7.4m (1)	2:06.35	29.27s	28.97s
1 WELEASE WOGER	5	15.4m	5.0m (0)	4.2m (0)	2:06.77	29.35s	29.60s
2 LADY LAGERTHA	6	25.5m	0.0m (0)	0.0m (0)	2:07.52	29.42s	30.63s
11 ISLAND CAESAR	7	37.9m	14.8m (1)	13.0m (2)	2:08.45	29.29s	30.58s
10 THE GAME	8	54.4m	13.4m (0)	13.6m (0)	2:09.68	29.44s	31.72s
5 CAESARION	9	109.5m	19.2m (1)	28.0m (0)	2:13.79	30.10s	34.64s

Finish Position and metres gained from 800m



PJ Harness Analyser

Sectional Analysis Software – Not just a formguide!

www.facebook.com/PJHarnessRacing



RISE Digital, Harness Racing Australia nor the provider accepts any responsibility for the completeness or accuracy of any of the information contained herein, and makes no representations about its suitability for any particular purpose. Users should make their own judgements about those matters and/or seek independent advice. You assume all risks associated with use of data provided on this page

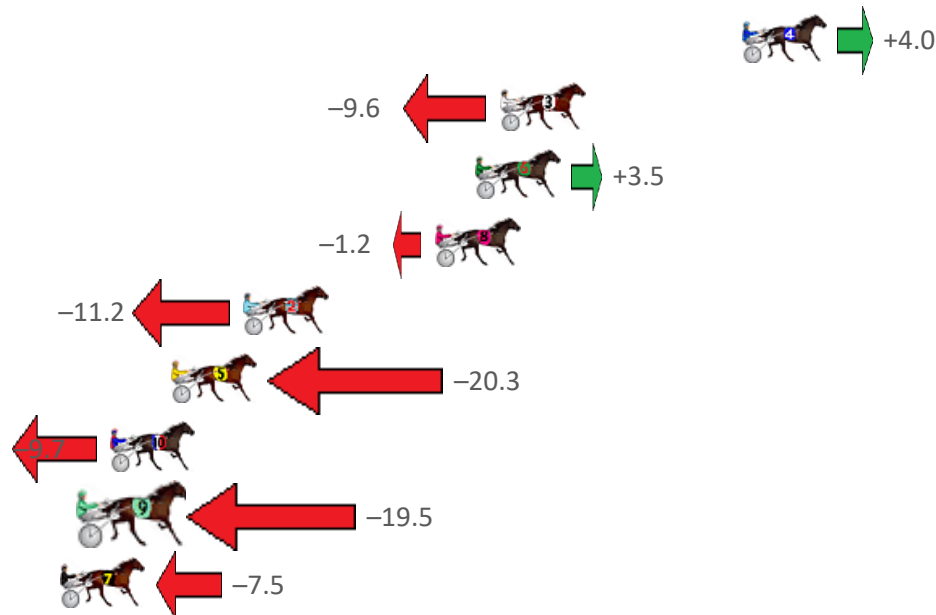
Ballarat Race 10 Distance 2200m

Friday, 1 December 2023

Gross Time: 2:45.70 MileRate: 2:01.20 LeadTime: 43.70s First Qtr: 31.70s Second Qtr: 31.30s Third Qtr: 29.30s Fourth Qtr: 29.70s

NoHorse	Plc	Mar	800 Posi	400 Posi	Time	3rd Qtr	4th Qtr
4 OSCAR BRAVO	1	0.0m	4.0m (0)	4.4m (0)	2:45.69	29.33s	29.38s
3 MAGIC STORM	2	9.6m	0.0m (0)	0.0m (0)	2:46.41	29.30s	30.41s
6 DEMON REACTOR	3	10.6m	14.1m (0)	14.0m (1)	2:46.48	29.29s	29.45s
8 SILVER DOMINO	4	12.2m	11.0m (1)	10.0m (1)	2:46.60	29.23s	29.86s
2 TEX GOES BANG	5	19.8m	8.6m (0)	9.4m (0)	2:47.17	29.35s	30.47s
5 GO GEORGE GO	6	22.7m	2.4m (1)	1.6m (1)	2:47.38	29.23s	31.26s
10 BLUE OCEAN	7	25.1m	15.4m (1)	18.6m (0)	2:47.56	29.53s	30.18s
9 MANHATTAN LASS	8	25.9m	6.4m (1)	5.8m (1)	2:47.62	29.25s	31.18s
7 SELF EXCLUSION	9	27.1m	19.6m (1)	19.4m (1)	2:47.71	29.28s	30.27s

Finish Position and metres gained from 800m



PJ Harness Analyser

Sectional Analysis Software - Not just a formguide!

www.facebook.com/PJHarnessRacing



RISE Digital, Harness Racing Australia nor the provider accepts any responsibility for the completeness or accuracy of any of the information contained herein, and makes no representations about its suitability for any particular purpose. Users should make their own judgements about those matters and/or seek independent advice. You assume all risks associated with use of data provided on this page