

# Ararat Race 1 Distance 1790m


Monday, 27 April 2026

Gross Time: 2:13.10 MileRate: 1:59.60 LeadTime: 12.40s First Qtr: 31.20s Second Qtr: 31.40s Third Qtr: 29.80s Fourth Qtr: 28.30s

DATA TABLE: 800 / 400 Posi's are position from leader and (how wide the horse was at that position)

No	Horse	Plc	Mar	800 Posi	400 Posi	Time	3rd Qtr	4th Qt
2	ISTHISTHEREALLIFE	1	0.0m	0.0m (0)	0.0m (0)	2:13.10	29.80s	28.30s
11	MATRIARCH DAISY	2	7.2m	9.1m (1)	6.5m (2)	2:13.64	29.60s	28.37s
3	SORRYDREAMAWAY	3	9.1m	0.5m (1)	2.5m (1)	2:13.78	29.94s	28.80s
10	BUBBLE OVER	4	11.1m	13.5m (1)	11.1m (2)	2:13.93	29.60s	28.33s
5	ARUVAL	5	12.1m	4.3m (1)	6.7m (1)	2:14.00	29.96s	28.72s
1	STERLING GIGI	6	14.9m	4.6m (0)	4.6m (0)	2:14.21	29.79s	29.08s
8	HAWKESDALE DEED	7	15.4m	9.7m (0)	9.7m (0)	2:14.25	29.78s	28.75s
7	RUBYS REASON	8	18.6m	19.4m (0)	16.5m (0)	2:14.48	29.55s	28.49s
9	NONNAS DREAM	9	31.8m	14.5m (0)	12.2m (1)	2:15.46	29.61s	29.78s
4	DIAMOND IN BUBBLES	10	43.8m	17.6m (1)	17.5m (1)	2:16.36	29.76s	30.30s
6	EASTBRO LUNA	11	56.0m	22.1m (1)	19.8m (2)	2:17.26	29.59s	31.03s

## Finish Position and metres gained



800

Visual positions in race at 2nd Quarter



400

Visual positions in race at 3rd Quarter



# Ararat Race 2 Distance 2195m

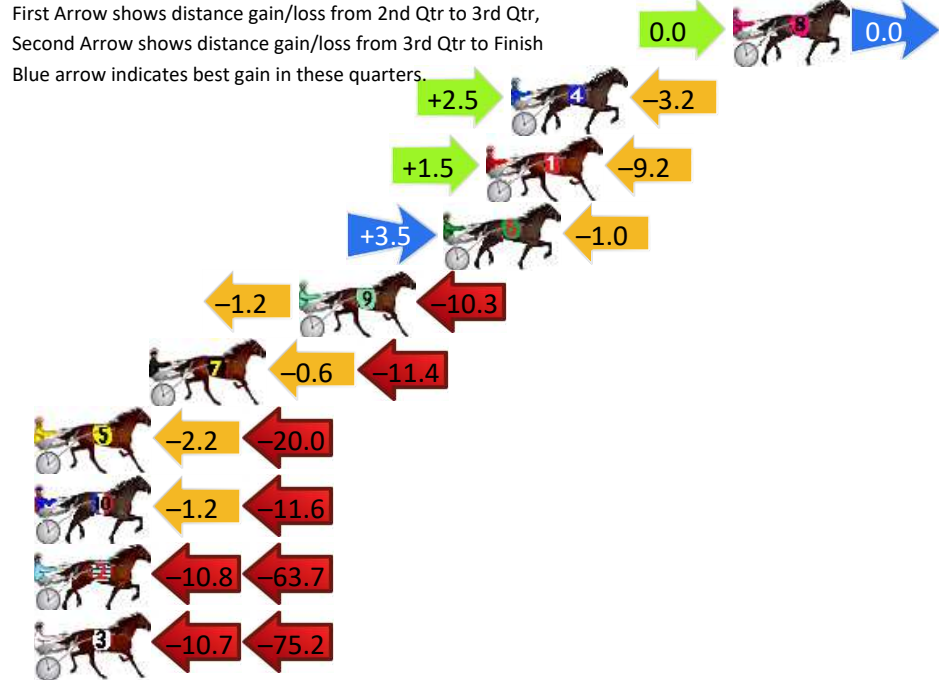
Monday, 27 April 2026

Gross Time: 2:56.60 MileRate: 2:08.30 LeadTime: 50.70s First Qtr: 34.10s Second Qtr: 32.80s Third Qtr: 29.40s Fourth Qtr: 29.60s

DATA TABLE: 800 / 400 Posi's are position from leader and (how wide the horse was at that position)

No	Horse	Plc	Mar	800 Posi	400 Posi	Time	3rd Qtr	4th Qt
8	BOUTIKA	1	0.0m	0.0m (1)	0.0m (1)	2:56.60	29.40s	29.60s
4	MY MOTHER SAID	2	8.9m	8.2m (0)	5.7m (0)	2:57.29	29.22s	29.87s
1	BROWN EYED KATE	3	9.9m	2.2m (0)	0.7m (0)	2:57.37	29.29s	30.32s
6	LOUIEVILLE LASS	4	11.6m	14.1m (0)	10.6m (0)	2:57.50	29.15s	29.72s
9	LADY SUSPICIOUS	5	17.4m	5.9m (2)	7.1m (2)	2:57.95	29.49s	30.43s
7	NIGHT WHISPERER	6	23.4m	11.4m (1)	12.0m (2)	2:58.42	29.45s	30.54s
5	MAGIC LAW	7	29.1m	6.9m (1)	9.1m (1)	2:58.86	29.57s	31.19s
10	SIR EROS	8	39.6m	26.8m (1)	28.0m (0)	2:59.67	29.49s	30.62s
2	WISTFUL LADY	9	192.6m	118.1m (0)	128.9m (0)	3:11.54	30.22s	35.09s
3	SUPREME DOLL	10	225.9m	140.0m (0)	150.7m (0)	3:14.13	30.22s	36.08s

## Finish Position and metres gained



# Ararat Race 3 Distance 2195m

Monday, 27 April 2026

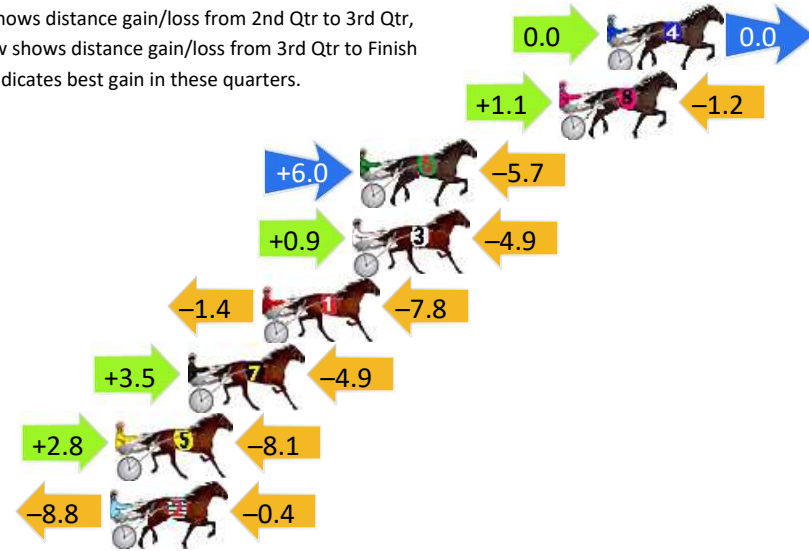
Gross Time: 2:46.80 MileRate: 2:02.30 LeadTime: 44.30s First Qtr: 33.20s Second Qtr: 31.60s Third Qtr: 28.70s Fourth Qtr: 29.00s

DATA TABLE: 800 / 400 Posi's are position from leader and (how wide the horse was at that position)

No	Horse	Plc	Mar	800 Posi	400 Posi	Time	3rd Qtr	4th Qt
4	FAMOUS LABEL	1	0.0m	0.0m (0)	0.0m (0)	2:46.80	28.70s	29.00s
8	OUTBACK QUEENIE	2	1.9m	1.8m (1)	0.7m (1)	2:46.94	28.62s	29.09s
6	WINGATE GUY	3	9.9m	10.2m (1)	4.2m (2)	2:47.55	28.27s	29.45s
3	LINE UP JACQUIE	4	10.2m	6.2m (1)	5.3m (1)	2:47.58	28.64s	29.40s
1	SHE WILL WANTANO	5	13.8m	4.6m (0)	6.0m (0)	2:47.85	28.80s	29.62s
7	THE IRISHMAN	6	16.8m	15.4m (1)	11.9m (1)	2:48.08	28.45s	29.43s
5	MAJOR ASSASSIN	7	19.7m	14.4m (0)	11.6m (0)	2:48.30	28.50s	29.67s
2	IMALLATTITUDE	8	19.9m	10.7m (0)	19.5m (0)	2:48.31	29.34s	29.11s

## Finish Position and metres gained

First Arrow shows distance gain/loss from 2nd Qtr to 3rd Qtr, Second Arrow shows distance gain/loss from 3rd Qtr to Finish Blue arrow indicates best gain in these quarters.



800

Visual positions in race at 2nd Quarter



400

Visual positions in race at 3rd Quarter



# Ararat Race 4 Distance 1790m

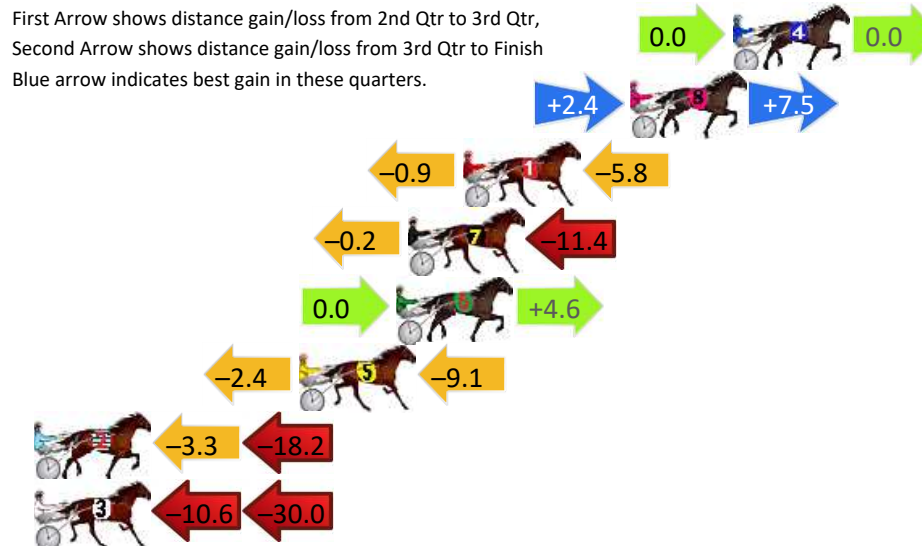
Monday, 27 April 2026

Gross Time: 2:13.20 MileRate: 1:59.70 LeadTime: 12.40s First Qtr: 30.40s Second Qtr: 30.20s Third Qtr: 29.60s Fourth Qtr: 30.60s

DATA TABLE: 800 / 400 Posi's are position from leader and (how wide the horse was at that position)

NoHorse	Plc	Mar	800 Posi	400 Posi	Time	3rd Qtr	4th Qt	
4	GOZO MAJOR	1	0.0m	0.0m (0)	0.0m (0)	2:13.20	29.60s	30.60s
8	LIVERMERE	2	4.1m	14.0m (1)	11.6m (2)	2:13.53	29.44s	30.06s
1	TIME AFTER TIME	3	10.8m	4.1m (0)	5.0m (0)	2:14.06	29.67s	31.09s
7	DOCTOR GO JOH	4	13.0m	1.4m (1)	1.6m (1)	2:14.24	29.62s	31.52s
6	WATCH IT HAPPEN	5	13.5m	18.1m (1)	18.1m (1)	2:14.28	29.62s	30.33s
5	ETIZ AMODEL	6	17.4m	5.9m (1)	8.3m (1)	2:14.59	29.79s	31.37s
2	EL AWOMAN	7	30.6m	9.1m (0)	12.4m (0)	2:15.65	29.86s	32.12s
3	SILVER DOMINO	8	50.5m	9.9m (1)	20.5m (0)	2:17.24	30.40s	33.11s

## Finish Position and metres gained



800

Visual positions in race at 2nd Quarter



400

Visual positions in race at 3rd Quarter

# Ararat Race 5 Distance 2195m

Monday, 27 April 2026

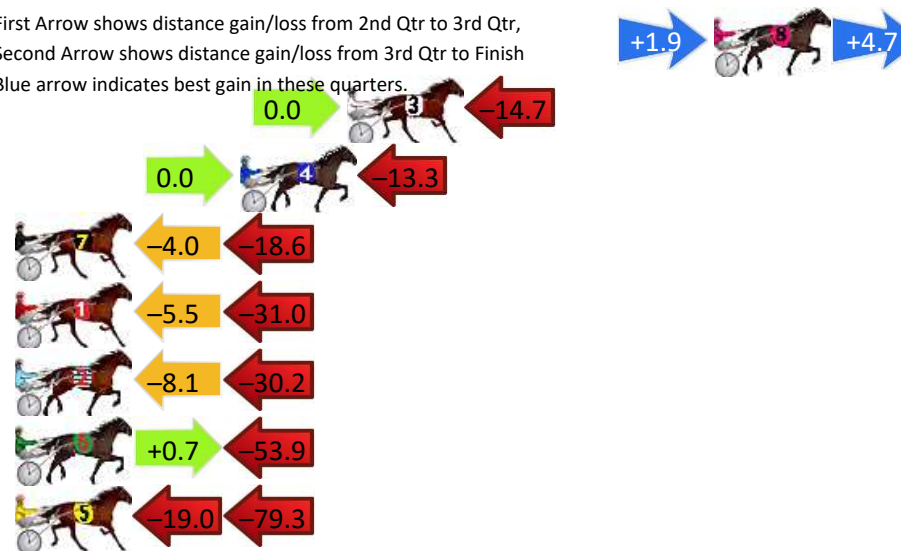
Gross Time: 2:54.80 MileRate: 2:08.20 LeadTime: 47.40s First Qtr: 35.20s Second Qtr: 31.90s Third Qtr: 30.50s Fourth Qtr: 29.80s

DATA TABLE: 800 / 400 Posi's are position from leader and (how wide the horse was at that position)

NoHorse	Plc	Mar	800 Posi	400 Posi	Time	3rd Qtr	4th Qt
8 SISTER MOLLY	1	0.0m	6.6m (1)	4.7m (1)	2:54.80	30.35s	29.45s
3 NEDZA THRILLER	2	14.7m	0.0m (0)	0.0m (0)	2:55.95	30.50s	30.95s
4 ARIVADERCHI	3	19.0m	5.7m (0)	5.7m (0)	2:56.28	30.50s	30.85s
7 BILLYSOPHIA	4	32.8m	10.2m (0)	14.2m (0)	2:57.36	30.79s	31.30s
1 NO SHENANIGANZ	5	48.4m	11.9m (1)	17.4m (2)	2:58.58	30.90s	32.28s
2 MAORIS AVENGER	6	56.4m	18.1m (0)	26.2m (0)	2:59.20	31.09s	32.24s
6 AMICA VALLIS	7	72.6m	19.4m (1)	18.7m (0)	3:00.47	30.43s	34.07s
5 ISLAND RUBEE	8	100.0m	1.7m (1)	20.7m (1)	3:02.61	31.92s	36.06s


## Finish Position and metres gained

First Arrow shows distance gain/loss from 2nd Qtr to 3rd Qtr, Second Arrow shows distance gain/loss from 3rd Qtr to Finish  
Blue arrow indicates best gain in these quarters.



800

Visual positions in race at 2nd Quarter



400

Visual positions in race at 3rd Quarter



# Ararat Race 6 Distance 2195m

Monday, 27 April 2026

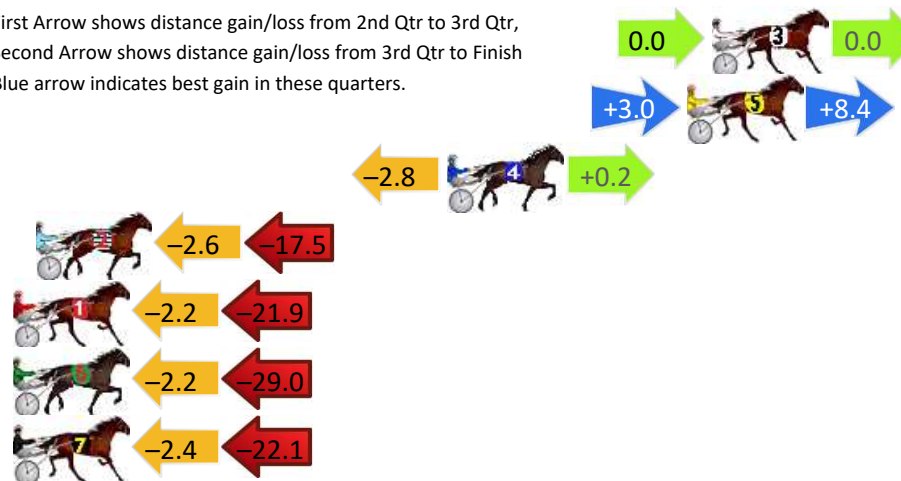
Gross Time: 2:42.80 MileRate: 1:59.40 LeadTime: 43.10s First Qtr: 31.80s Second Qtr: 29.70s Third Qtr: 28.70s Fourth Qtr: 29.50s

DATA TABLE: 800 / 400 Posi's are position from leader and (how wide the horse was at that position)

NoHorse	Plc	Mar	800 Posi	400 Posi	Time	3rd Qtr	4th Qt
3	BLACK OPAL JACK	1	0.0m	0.0m (0)	2:42.80	28.70s	29.50s
5	COLOSIMO	2	1.0m	12.4m (1)	2:42.88	28.49s	28.88s
4	AMERICAN ASSASSIN	3	10.6m	8.0m (0)	2:43.62	28.90s	29.49s
2	FAMISHED	4	27.1m	7.0m (1)	2:44.90	28.87s	30.78s
1	NAMELLA	5	28.1m	4.0m (0)	2:44.97	28.84s	31.11s
6	EASTBRO KAZ	6	33.6m	2.4m (1)	2:45.40	28.83s	31.63s
7	GLENFLYER	7	36.5m	12.0m (0)	2:45.62	28.85s	31.12s

## Finish Position and metres gained

First Arrow shows distance gain/loss from 2nd Qtr to 3rd Qtr, Second Arrow shows distance gain/loss from 3rd Qtr to Finish  
Blue arrow indicates best gain in these quarters.



800

Visual positions in race at 2nd Quarter



400

Visual positions in race at 3rd Quarter



# Ararat Race 7 Distance 2195m

Monday, 27 April 2026

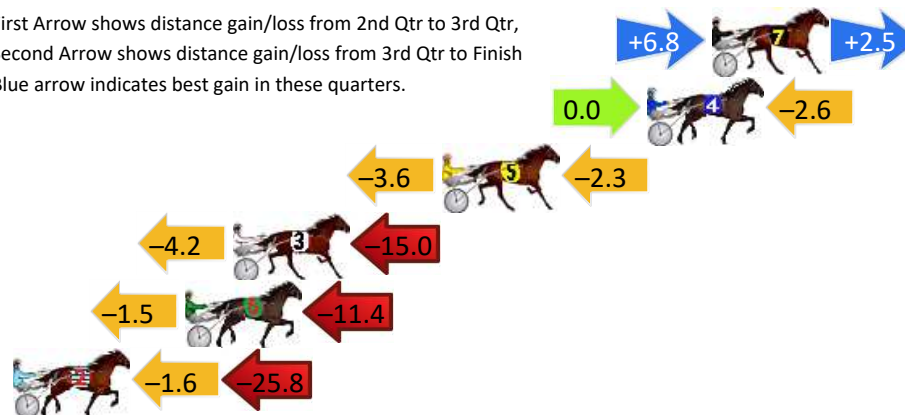
Gross Time: 2:44.10 MileRate: 2:00.30 LeadTime: 43.70s First Qtr: 31.00s Second Qtr: 30.50s Third Qtr: 29.50s Fourth Qtr: 29.40s

DATA TABLE: 800 / 400 Posi's are position from leader and (how wide the horse was at that position)

NoHorse	Plc	Mar	800 Posi	400 Posi	Time	3rd Qtr	4th Qt
7 VILLAGE VOICE	1	0.0m	9.3m (1)	2.5m (2)	2:44.10	29.00s	29.22s
4 MIDNITE DESIRE	2	2.6m	0.0m (0)	0.0m (0)	2:44.30	29.50s	29.60s
5 WOW YOU CAN DANCE	3	10.8m	4.9m (1)	8.5m (2)	2:44.93	29.76s	29.61s
3 THE MOUNTAIN	4	19.2m	0.0m (1)	4.2m (1)	2:45.58	29.81s	30.57s
6 PRESIDENTIALCHANGE	5	21.1m	8.2m (0)	9.7m (1)	2:45.73	29.61s	30.32s
2 IAMAWINGATE	6	31.8m	4.4m (0)	6.0m (0)	2:46.55	29.62s	31.41s

## Finish Position and metres gained

First Arrow shows distance gain/loss from 2nd Qtr to 3rd Qtr, Second Arrow shows distance gain/loss from 3rd Qtr to Finish Blue arrow indicates best gain in these quarters.



800

Visual positions in race at 2nd Quarter



400

Visual positions in race at 3rd Quarter

