

# Shepparton-Professional-2026-04-28

## Race 1: SHEPPARTON SHOWCASE PODCAST PACE - 1690m

28 April 2026 - 5:24PM



HARNESS RACING VICTORIA



RANK	TAB	Horse/ Driver	Top Speed (Km/h)	Fastest Section	First 50m	First 100m	First 200m	First Half	Middle Half	Last Half	Lead Time	1st Quarter	2nd Quarter	3rd Quarter	4th Quarter	Last Mile	Mile Rate	Distance Travelled	Gross Time/ Margin
												0:32.94 (0:28.32)	1:03.78 (0:30.84)	1:32.82 (0:29.04)	2:02.83 (0:30.01)				
1	8	HEZAFASHONE	56.30	0:28.21	03.56	06.64	13.04	0:59.01	0:59.84	0:58.75	0:05.06 [7]	0:33.28 [2]	1:04.08 [2]	1:33.12 [3]	2:02.83	1:57.76	1:56.97	+9m	2:02.83
		Ryan Sanderson	Q1	Q1			202m	805m	805m	808m	85m	403m	402m	403m	406m				
2	9	MASTER MIKI	54.22	0:28.49	03.65	06.86	13.51	0:59.04	0:59.56	0:58.63	0:05.40 [10]	0:33.89 [5]	1:04.44 [4]	1:33.45 [5]	2:03.08	1:57.20	1:57.20	+10m	3.31m
		Nathan Jack	Q1	Q1			202m	805m	806m	807m	87m	403m	403m	403m	404m				
3	12	HANCOCKS HERO	53.32	0:28.88	03.63	06.88	13.99	0:59.36	0:59.13	0:58.42	0:05.38 [9]	0:34.49 [7]	1:04.74 [7]	1:33.62 [7]	2:03.17	1:57.78	1:57.29	+20m	4.57m
		Cameron Maggs	Lead	Q3			204m	810m	807m	814m	87m	407m	402m	404m	409m				
4	4	ELIZAJANE	57.38	0:28.83	03.46	06.48	12.44	0:59.76	0:59.82	0:58.93	0:04.67 [2]	0:33.50 [3]	1:04.43 [5]	1:33.33 [4]	2:03.37	1:58.69	1:57.48	+24m	7.24m
		Tasmyn Potter	Q1	Q1			203m	817m	814m	817m	81m	409m	407m	407m	410m				
5	1	COVERED IN GOLD	56.77	0:28.18	03.55	06.62	12.59	0:59.02	0:59.87	0:59.60	0:04.76 [5]	0:32.94 [1]	1:03.78 [1]	1:32.82 [1]	2:03.40	1:58.62	1:57.51	+7m	7.66m
		Taylor Youl	Q1	Q1			203m	808m	807m	808m	81m	404m	404m	403m	405m				
6	2	MADAM REACTOR	55.48	0:28.79	03.56	06.68	13.04	0:59.86	0:59.38	0:58.73	0:04.82 [6]	0:34.09 [6]	1:04.69 [6]	1:33.47 [6]	2:03.42	1:58.59	1:57.53	+28m	7.91m
		Sean O'Sullivan	Q1	Q3			203m	816m	816m	821m	81m	409m	408m	408m	413m				
7	5	MAHINDI NZ	55.73	0:28.78	03.52	06.64	13.04	1:00.24	0:58.68	0:58.61	0:04.84 [4]	0:35.18 [11]	1:05.07 [8]	1:33.85 [9]	2:03.69	1:58.85	1:57.79	+21m	11.53m
		Josh Duggan	Lead	Q3			205m	819m	808m	811m	81m	415m	404m	403m	407m				

Note: Timing is based on positional data.

[ ] Indicates rank at the end of each section

--:-- No data available for this section

N/A Information not available

# Shepparton-Professional-2026-04-28

## Race 1: SHEPPARTON SHOWCASE PODCAST PACE - 1690m

28 April 2026 - 5:24PM



HARNESS RACING VICTORIA



RANK	TAB	Horse/ Driver	Top Speed (Km/h)	Fastest Section	First 50m	First 100m	First 200m	First Half	Middle Half	Last Half	Lead Time	1st Quarter	2nd Quarter	3rd Quarter	4th Quarter	Last Mile	Mile Rate	Distance Travelled	Gross Time/ Margin
												0:32.94 (0:28.32)	1:03.78 (0:30.84)	1:32.82 (0:29.04)	2:02.83 (0:30.01)				
8	6	HIGHVIEW HAMMER	57.67	0:28.75	03.42	06.43	12.54	1:00.74	0:58.98	0:58.53	0:04.62 [1]	0:35.13 [10]	1:05.35 [10]	1:34.10 [10]	2:03.88	1:59.27	1:57.96	+24m	14.05m
		Corey Bell	Q1	Q3			205m	821m	810m	813m		81m	416m	405m	405m				
9	10	RUGGARDS GEE TEE	53.86	0:28.72	03.68	06.95	13.84	0:59.81	0:59.28	0:58.56	0:05.60 [11]	0:34.83 [9]	1:05.42 [11]	1:34.14 [11]	2:04.00	1:58.39	1:58.08	+40m	15.64m
		Rita Burnett	Q1	Q3			203m	818m	818m	823m		88m	410m	408m	410m				
10	11	WILL HE REIGN	55.48	0:28.77	03.54	06.66	13.43	0:59.86	0:59.33	0:59.01	0:05.13 [8]	0:34.43 [8]	1:04.99 [9]	1:33.76 [8]	2:04.00	1:58.87	1:58.08	+35m	15.68m
		Damian Wilson	Lead	Q3			203m	817m	815m	822m		87m	409m	408m	408m				
11	3	THERESHEWAS	57.06	0:28.96	03.52	06.56	12.78	0:59.36	0:59.31	1:00.03	0:04.74 [3]	0:33.74 [4]	1:04.09 [3]	1:33.05 [2]	2:04.13	1:59.39	1:58.20	+20m	17.34m
		Abbey Turnbull	Q1	Q3			204m	817m	813m	813m		81m	409m	407m	406m				

Scratched: DIVINE TILLY (7)

Note: Timing is based on positional data.

[ ] Indicates rank at the end of each section


-:--:- No data available for this section

N/A Information not available

# Shepparton-Professional-2026-04-28

## Race 2: PACING FOR PINK HIGH TEA 3RD MAY PACE - 1690m

28 April 2026 - 5:57PM



HARNESS RACING VICTORIA



RANK	TAB	Horse/ Driver	Top Speed (Km/h)	Fastest Section	First 50m	First 100m	First 200m	First Half	Middle Half	Last Half	Lead Time	1st Quarter	2nd Quarter	3rd Quarter	4th Quarter	Last Mile	Mile Rate	Distance Travelled	Gross Time/ Margin
												0:33.77 (0:28.67)	1:04.28 (0:30.51)	1:33.24 (0:28.96)	2:03.25 (0:30.01)				
1	8	BETTORSWEETVICTORY	52.60	0:28.73	03.97	07.28	14.47	0:58.75	0:58.37	0:58.52	0:05.97 [10]	0:35.08 [8]	1:04.72 [5]	1:33.45 [2]	2:03.25	1:57.27	1:57.37	+32m	2:03.25
		James Herbertson	Q1	Q3			203m	818m	817m	817m	88m	409m	408m	408m	408m				
2	13	FLIP A COIN	52.96	0:28.47	03.88	07.37	15.36	0:59.27	0:57.84	0:58.34	0:05.93 [12]	0:35.83 [11]	1:05.20 [9]	1:33.68 [4]	2:03.55	1:57.61	1:57.65	+43m	4:04m
		Leigh Sutton	Q3	Q3			206m	822m	819m	823m	88m	413m	409m	410m	413m				
3	9	KRAKEY	52.74	0:28.95	03.82	07.11	14.15	0:58.73	0:58.56	0:59.46	0:05.55 [8]	0:34.67 [6]	1:04.28 [1]	1:33.24 [1]	2:03.75	1:58.19	1:57.84	+29m	6:69m
		Damian Wilson	Lead	Q3			204m	821m	817m	812m	86m	411m	410m	406m	406m				
4	5	OUR MYSTERY BET	54.25	0:28.90	03.71	06.90	13.51	0:59.23	0:59.71	0:59.43	0:05.16 [3]	0:34.06 [2]	1:04.39 [2]	1:33.77 [5]	2:03.82	1:58.66	1:57.91	+20m	7:67m
		Juanita Breen	Lead	Q1			204m	817m	813m	812m	81m	410m	407m	406m	406m				
5	11	LOCHIEL LAD NZ	54.61	0:28.95	03.64	06.82	13.59	0:59.17	0:59.61	0:59.65	0:05.42 [7]	0:34.37 [4]	1:04.59 [4]	1:33.98 [6]	2:04.25	1:58.82	1:58.32	+30m	13:41m
		Alex Ashwood	Q1	Q1			204m	818m	813m	815m	87m	411m	407m	407m	408m				
6	1	PARISIAN BANDIT	53.60	0:29.10	03.79	07.10	13.75	0:59.61	0:59.70	0:59.72	0:05.33 [5]	0:34.44 [5]	1:04.95 [7]	1:34.15 [8]	2:04.68	1:59.33	1:58.72	+23m	19.1m
		Donna Castles	Q1	Q1			203m	809m	812m	822m	82m	405m	404m	408m	413m				
7	2	TREACHEROUSTIMES	54.47	0:29.01	03.71	06.89	13.49	0:59.62	1:00.31	0:59.96	0:05.10 [1]	0:34.11 [3]	1:04.72 [6]	1:34.42 [9]	2:04.68	1:59.57	1:58.73	+10m	19.19m
		Glenn Bull	Q1	Q1			202m	808m	807m	811m	81m	405m	404m	403m	408m				

Note: Timing is based on positional data.

[ ] Indicates rank at the end of each section

-:--:- No data available for this section

N/A Information not available

# Shepparton-Professional-2026-04-28

## Race 2: PACING FOR PINK HIGH TEA 3RD MAY PACE - 1690m

28 April 2026 - 5:57PM



HARNESS RACING VICTORIA



RANK	TAB	Horse/ Driver	Top Speed (Km/h)	Fastest Section	First 50m	First 100m	First 200m	First Half	Middle Half	Last Half	Lead Time	1st Quarter	2nd Quarter	3rd Quarter	4th Quarter	Last Mile	Mile Rate	Distance Travelled	Gross Time/ Margin
												0:33.77 (0:28.67)	1:04.28 (0:30.51)	1:33.24 (0:28.96)	2:03.25 (0:30.01)				
8	7	REGAL ROCK NZ	54.86	0:28.67	03.70	06.89	13.48	0:59.27	1:00.33	1:00.40	0:05.10 [2]	0:33.77 [1]	1:04.38 [3]	1:34.10 [7]	2:04.78	1:59.67	1:58.82	+16m	20.53m
		Hannah Parish	Q1	Q1			206m	817m	806m	808m	81m	414m	403m	403m	406m				
9	10	COLORADO GIRL	52.20	0:28.69	03.85	07.20	14.75	0:59.25	0:58.16	0:59.92	0:05.74 [9]	0:35.52 [9]	1:05.00 [8]	1:33.69 [3]	2:04.92	1:59.17	1:58.95	+37m	22.33m
		Josh Duggan	Q3	Q3			203m	821m	819m	819m	86m	411m	410m	409m	410m				
10	12	CRESO THREEPEAT	50.83	0:29.50	03.89	07.33	15.13	1:00.01	0:59.73	0:59.38	0:05.90 [11]	0:35.68 [10]	1:05.90 [10]	1:35.40 [10]	2:05.27	1:59.39	1:59.29	+19m	27.12m
		Gary Pekin	Q3	Q3			205m	811m	808m	810m	88m	407m	404m	404m	406m				
11	6	THE LADYBIRD NZ	52.02	0:29.54	03.83	07.18	14.15	1:01.02	0:59.80	0:59.44	0:05.43 [6]	0:36.18 [12]	1:06.44 [12]	1:35.97 [11]	2:05.88	2:00.46	1:59.87	+23m	35.31m
		Jack Laugher	Q1	Q3			206m	821m	809m	809m	82m	416m	405m	404m	405m				
12	4	QUEENHIGH FLUSH NZ	53.14	0:29.57	03.73	07.05	14.03	1:01.04	1:03.59	1:03.66	0:05.18 [4]	0:34.76 [7]	1:06.23 [11]	1:38.35 [12]	2:09.89	2:04.70	2:03.69	+14m	88.99m
		Rita Burnett	Lead	Q1			204m	812m	814m	812m	81m	406m	406m	408m	403m				

Scratched: NORTHERN TERROR (3)

Note: Timing is based on positional data.

[ ] Indicates rank at the end of each section

-:--:- No data available for this section

N/A Information not available

# Shepparton-Professional-2026-04-28

## Race 3: HYGAIN PACE - 2190m

28 April 2026 - 6:33PM



HARNESS RACING VICTORIA



RANK	TAB	Horse/ Driver	Top Speed (Km/h)	Fastest Section	First 50m	First 100m	First 200m	First Half	Middle Half	Last Half	Lead Time 0:42.06	1st Quarter	2nd Quarter	3rd Quarter	4th Quarter	Last Mile	Mile Rate	Distance Travelled	Gross Time/ Margin
												1:14.72 (0:32.66)	1:45.77 (0:31.05)	2:15.08 (0:29.31)	2:44.11 (0:29.03)				
1	4	GINGER ELLA	56.16	0:29.03	03.68	06.79	13.09	1:03.72	1:00.36	0:58.34	0:42.06 [1]	1:14.72 [1]	1:45.77 [1]	2:15.08 [1]	2:44.11	2:02.06	2:00.60	+10m	2:44.11
		Cameron Maggs	Lead	Q4			203m	810m	809m	809m		583m	406m	405m	404m				
2	11	DUSTY PHILTRA	53.96	0:28.40	03.88	07.31	14.55	1:02.84	0:58.97	0:57.33	0:44.16 [9]	1:16.43 [10]	1:47.02 [8]	2:15.41 [3]	2:44.34	2:00.17	2:00.77	+46m	3.11m
		James Herbertson	Q4	Q3			204m	821m	821m	823m		592m	411m	410m	411m				
3	10	PRICILLA	53.03	0:29.10	03.80	07.07	14.15	1:02.26	1:00.24	0:58.36	0:43.79 [7]	1:15.07 [2]	1:46.05 [2]	2:15.31 [2]	2:44.41	2:00.62	2:00.82	+40m	4.01m
		Ross Payne	Lead	Q4			205m	820m	815m	816m		593m	413m	407m	408m				
4	7	FLOPPA	55.01	0:28.45	04.04	07.69	15.56	1:02.72	1:00.30	0:57.77	0:44.15 [8]	1:15.88 [7]	1:46.86 [6]	2:16.18 [10]	2:44.63	2:00.49	2:00.98	+9m	6.95m
		Tasmyn Potter	Q4	Q4			206m	805m	805m	808m		588m	402m	402m	402m				
5	9	OUR SWEET JEANNIE	53.17	0:28.40	03.93	07.36	15.01	1:02.55	0:58.85	0:57.42	0:44.75 [10]	1:16.85 [11]	1:47.30 [11]	2:15.71 [6]	2:44.73	1:59.97	2:01.05	+54m	8.27m
		Damian Wilson	Q4	Q3			204m	824m	823m	824m		596m	412m	411m	412m				
6	8	IM BIG BUSINESS	53.14	0:28.57	03.90	07.22	14.19	1:03.63	1:00.25	0:57.80	0:43.47 [6]	1:16.08 [8]	1:47.10 [10]	2:16.32 [11]	2:44.90	2:01.43	2:01.18	+40m	10.58m
		Neil McCallum	Q4	Q4			203m	818m	816m	823m		590m	410m	407m	409m				
7	5	CRAYONS TO PERFUME	54.32	0:29.21	03.70	06.88	13.41	1:04.09	1:00.17	0:58.51	0:42.31 [2]	1:15.43 [4]	1:46.39 [4]	2:15.60 [5]	2:44.91	2:02.60	2:01.18	+30m	10.71m
		Abbey Turnbull	Lead	Q3			205m	817m	815m	817m		588m	410m	407m	408m				

Note: Timing is based on positional data.

[ ] Indicates rank at the end of each section

--:-- No data available for this section

N/A Information not available

# Shepparton-Professional-2026-04-28

## Race 3: HYGAIN PACE - 2190m

28 April 2026 - 6:33PM



HARNESS RACING VICTORIA



RANK	TAB	Horse/ Driver	Top Speed (Km/h)	Fastest Section	First 50m	First 100m	First 200m	First Half	Middle Half	Last Half	Lead Time 0:42.06	1st Quarter	2nd Quarter	3rd Quarter	4th Quarter	Last Mile	Mile Rate	Distance Travelled	Gross Time/ Margin
												1:14.72 (0:32.66)	1:45.77 (0:31.05)	2:15.08 (0:29.31)	2:44.11 (0:29.03)				
8	3	LOOK AWAY	54.65	0:29.28	03.70	06.87	13.24	1:03.62	1:00.31	0:58.77	0:42.51 [3]	1:15.10 [3]	1:46.13 [3]	2:15.41 [4]	2:44.91	2:02.39	2:01.18	0m	10.73m
		Donna Castles	Lead	Q3			202m	805m	805m	807m	581m	402m	403m	402m	404m				
9	12	ELLE ARE EM	52.99	0:28.52	03.96	07.53	15.34	1:02.44	0:58.89	0:58.47	0:45.04 [11]	1:17.11 [12]	1:47.48 [12]	2:16.00 [9]	2:45.95	2:00.91	2:01.95	+49m	24.69m
		Shane Hallcroft	Q3	Q3			205m	822m	820m	824m	594m	413m	408m	411m	412m				
10	2	KUTANI	51.95	0:29.28	03.83	07.17	13.98	1:03.74	1:00.27	0:59.27	0:42.97 [5]	1:15.71 [6]	1:46.70 [7]	2:15.98 [8]	2:45.97	2:03.01	2:01.96	+30m	24.96m
		Christopher Shinn	Lead	Q3			204m	818m	815m	816m	587m	410m	407m	408m	409m				
11	1	TOMMYS LOOKOUT	53.10	0:29.31	03.75	07.02	13.62	1:03.52	1:00.33	0:59.93	0:42.92 [4]	1:15.42 [5]	1:46.44 [5]	2:15.75 [7]	2:46.37	2:03.45	2:02.26	+2m	30.28m
		Jack Laugher	Lead	Q3			202m	805m	806m	809m	581m	402m	402m	404m	405m				
12	6	KORENGAL VALLEY	54.00	0:29.35	03.86	07.15	13.98	1:01.41	1:00.06	0:59.55	0:45.65 [12]	1:16.35 [9]	1:47.07 [9]	2:16.42 [12]	2:46.62	2:00.96	2:02.44	+22m	33.61m
		Ellen Tormey	Lead	Q3			205m	807m	806m	810m	596m	404m	402m	404m	407m				

Note: Timing is based on positional data.

[ ] Indicates rank at the end of each section

--:-- No data available for this section

N/A Information not available

# Shepparton-Professional-2026-04-28

## Race 4: GOULBURN VALLEY PLASTER PRODUCTS PACE - 2190m

28 April 2026 - 7:02PM



HARNESS RACING VICTORIA



RANK	TAB	Horse/ Driver	Top Speed (Km/h)	Fastest Section	First 50m	First 100m	First 200m	First Half	Middle Half	Last Half	Lead Time 0:41.83	1st Quarter	2nd Quarter	3rd Quarter	4th Quarter	Last Mile	Mile Rate	Distance Travelled	Gross Time/ Margin
												1:13.69 (0:31.86)	1:45.10 (0:31.41)	2:15.05 (0:29.95)	2:44.74 (0:29.69)				
1	5	TEX GOES BANG	54.32	0:29.69	03.66	06.85	13.61	1:03.28	1:01.36	0:59.64	0:41.83 [1]	1:13.69 [1]	1:45.10 [1]	2:15.05 [1]	2:44.74	2:02.92	2:01.06	+14m	2:44.74
		James Herbertson	Lead	Q4			206m	805m	805m	809m		591m	402m	402m	403m				
2	9	WHERE'S WOOD WOOD	53.10	0:29.66	03.72	06.98	13.95	1:02.74	1:00.30	0:59.33	0:42.95 [7]	1:15.05 [8]	1:45.70 [5]	2:15.35 [2]	2:45.03	2:02.07	2:01.27	+27m	3.92m
		Nathan Jack	Lead	Q3			204m	817m	812m	809m		591m	410m	407m	404m				
3	8	LITTLE WHIPPET	53.64	0:29.64	03.76	07.01	13.83	1:03.28	1:01.00	1:00.88	0:42.72 [6]	1:14.64 [5]	1:46.00 [7]	2:15.64 [5]	2:46.89	2:04.16	2:02.64	+7m	28.82m
		Josh Duggan	Lead	Q3			202m	805m	805m	807m		586m	402m	402m	402m				
4	7	ARCHAA	52.45	0:30.21	03.74	07.04	14.06	1:02.97	1:01.52	1:02.23	0:42.14 [3]	1:13.80 [2]	1:45.12 [2]	2:15.33 [4]	2:47.35	2:05.20	2:02.98	+34m	34.98m
		Christopher Shinn	Lead	Q3			205m	815m	812m	815m		595m	409m	406m	406m				
5	1	UPRIGHT	54.54	0:30.25	03.65	06.83	13.57	1:03.30	1:01.62	1:02.59	0:42.35 [4]	1:14.28 [4]	1:45.64 [6]	2:15.90 [6]	2:48.24	2:05.89	2:03.63	+9m	46.84m
		Damian Wilson	Lead	Q3			202m	805m	808m	814m		581m	402m	403m	405m				
6	10	FAKE COLLECTION	52.09	0:29.94	03.74	07.10	14.26	1:02.20	1:00.61	1:03.80	0:43.09 [9]	1:14.62 [7]	1:45.28 [3]	2:15.23 [3]	2:49.09	2:06.00	2:04.26	+42m	58.35m
		Glenn Bull	Lead	Q3			204m	820m	817m	821m		591m	412m	408m	409m				
7	4	THE ACCIDENTAL ONE	55.55	0:30.56	03.64	06.78	13.34	1:03.32	1:01.95	1:06.46	0:42.02 [2]	1:13.95 [3]	1:45.34 [4]	2:15.90 [7]	2:51.81	2:09.78	2:06.26	+4m	94.83m
		Alex Ashwood	Lead	Q3			203m	805m	806m	806m		582m	402m	403m	403m				

Note: Timing is based on positional data.

[ ] Indicates rank at the end of each section


-:--:- No data available for this section

N/A Information not available

# Shepparton-Professional-2026-04-28

## Race 4: GOULBURN VALLEY PLASTER PRODUCTS PACE - 2190m

28 April 2026 - 7:02PM



HARNESS RACING VICTORIA



RANK	TAB	Horse/ Driver	Top Speed (Km/h)	Fastest Section	First 50m	First 100m	First 200m	First Half	Middle Half	Last Half	Lead Time	1st Quarter	2nd Quarter	3rd Quarter	4th Quarter	Last Mile	Mile Rate	Distance Travelled	Gross Time/ Margin
												0:41.83	1:13.69 (0:31.86)	1:45.10 (0:31.41)	2:15.05 (0:29.95)				
8	3	<b>COBBER MAC</b>	<b>51.66</b>	<b>0:31.44</b>	<b>03.75</b>	<b>07.12</b>	<b>14.38</b>	1:03.32	1:03.19	1:06.42	0:43.12 [8]	<b>1:14.99 [9]</b>	<b>1:46.43 [8]</b>	<b>2:18.18 [8]</b>	<b>2:52.86</b>	2:09.74	2:07.03	<b>+9m</b>	<b>108.88m</b>
		Leigh Sutton	Lead	Q2			205m	805m	806m	809m	585m	402m	403m	403m	406m				
9	2	<b>PEE BEES DELIGHT</b>	<b>54.11</b>	<b>0:31.79</b>	<b>03.69</b>	<b>06.90</b>	<b>13.72</b>	1:03.90	1:04.28	1:06.69	0:42.54 [5]	<b>1:14.66 [6]</b>	<b>1:46.45 [9]</b>	<b>2:18.95 [9]</b>	<b>2:53.15</b>	2:10.59	2:07.24	<b>+29m</b>	<b>112.8m</b>
		Mitchell Rowney	Lead	Q2			204m	817m	814m	815m	587m	410m	407m	407m	409m				

Scratched: REASON TO LAUGH (6)

Note: Timing is based on positional data.

[ ] Indicates rank at the end of each section

-:--:- No data available for this section

N/A Information not available

# Shepparton-Professional-2026-04-28

## Race 5: MUNRO & ASSOCIATES CONVEYANCING PACE - 2190m

28 April 2026 - 7:31PM



HARNESS RACING VICTORIA



RANK	TAB	Horse/Driver	Top Speed (Km/h)	Fastest Section	First 50m	First 100m	First 200m	First Half	Middle Half	Last Half	Lead Time	1st Quarter	2nd Quarter	3rd Quarter	4th Quarter	Last Mile	Mile Rate	Distance Travelled	Gross Time/Margin
												0:42.15	1:11.56 (0:29.42)	1:42.57 (0:31.01)	2:11.35 (0:28.77)				
1	4	BLACKJACK WHACKO	54.29	0:28.56	03.99	07.99	15.98	1:00.28	0:59.19	0:57.80	0:43.07 [3]	1:12.27 [3]	1:42.90 [4]	2:11.65 [3]	2:40.63	1:58.08	1:58.04	+19m	2:40.63
		Taylor Youl	Q1	Q3			123m	813m	809m	807m	589m	408m	405m	404m	404m				
1	7	GOOD TOBE LOCKSLEY	54.29	0:28.69	03.91	07.42	14.64	0:59.59	0:59.07	0:57.97	0:43.07 [3]	1:12.28 [3]	1:42.66 [2]	2:11.35 [1]	2:40.63	1:57.56	1:58.04	+26m	2:40.63
		Ryan Sanderson	Q1	Q3			204m	814m	812m	813m	589m	408m	406m	406m	407m				
3	5	THUNDERFIRE	53.24	0:28.77	03.82	07.20	14.31	1:00.26	0:59.78	0:58.43	0:42.32 [2]	1:11.56 [1]	1:42.57 [1]	2:11.36 [2]	2:41.02	1:58.69	1:58.33	+15m	5.32m
		Rebecca Bartley	Q1	Q3			204m	809m	806m	806m	590m	406m	403m	403m	404m				
4	3	HERAKLES	57.02	0:29.31	03.60	06.64	13.07	1:00.63	1:00.31	1:01.74	0:42.15 [1]	1:11.78 [2]	1:42.79 [3]	2:12.10 [3]	2:44.54	2:02.37	2:00.91	+2m	52.45m
		George Chamouras	Lead	Q3			203m	805m	805m	806m	582m	402m	402m	403m	404m				
5	2	MARTYR	53.57	0:28.68	03.86	07.18	14.01	0:59.39	1:01.06	1:05.98	0:44.08 [4]	1:12.77 [4]	1:43.47 [4]	2:13.82 [4]	2:49.45	2:05.37	2:04.52	+14m	120.25m
		Riley Mitchell	Lead	Q1			202m	810m	809m	810m	584m	405m	405m	404m	406m				
6	1	TIVOLI	55.33	0:30.21	03.73	06.90	13.50	1:03.08	1:03.23	1:01.12	0:49.08 [5]	1:19.84 [5]	1:52.16 [5]	2:23.07 [5]	2:53.28	2:04.20	2:07.33	+9m	169.65m
		Josh Duggan	Lead	Q4			202m	805m	808m	813m	581m	402m	403m	405m	408m				

Scratched: DRESSED IN GOLD NZ (6), MEDINA (8)

Note: Timing is based on positional data.

[ ] Indicates rank at the end of each section

--:-- No data available for this section

N/A Information not available

# Shepparton-Professional-2026-04-28

## Race 6: GV EQUINE HOSPITAL NEW SPONSOR MAIDEN PACE - 1690m

28 April 2026 - 8:00PM



HARNESS RACING VICTORIA



SHEPPARTON  
HARNESS RACING CLUB

RANK	TAB	Horse/ Driver	Top Speed (Km/h)	Fastest Section	First 50m	First 100m	First 200m	First Half	Middle Half	Last Half	Lead Time	1st Quarter	2nd Quarter	3rd Quarter	4th Quarter	Last Mile	Mile Rate	Distance Travelled	Gross Time/ Margin
												0:33.81 (0:28.98)	1:07.17 (0:33.36)	1:36.97 (0:29.80)	2:06.90 (0:29.93)				
1	8	LOIERO	54.47	0:28.97	03.83	07.08	13.63	1:02.31	1:02.69	0:59.07	0:05.51 [8]	0:34.48 [3]	1:07.82 [4]	1:37.17 [3]	2:06.89	2:01.38	2:00.83	+17m	2:06.89
		Mark Pitt	Q1	Q1			202m	811m	812m	814m	83m	405m	406m	406m	408m				
2	1	SON OF A BROAD	54.68	0:29.14	03.72	06.92	13.36	1:02.47	1:02.77	0:59.36	0:05.06 [4]	0:34.20 [2]	1:07.53 [2]	1:36.97 [1]	2:06.90	2:01.83	2:00.84	+2m	0.08m
		Ryan Sanderson	Q1	Q1			201m	805m	805m	808m	80m	403m	402m	403m	405m				
3	2	ELLIANA	54.40	0:29.31	03.68	06.89	13.81	1:03.15	1:02.64	0:59.46	0:04.99 [2]	0:34.81 [5]	1:08.13 [6]	1:37.44 [5]	2:07.60	2:02.61	2:01.51	+20m	9.52m
		Tasmyn Potter	Lead	Q3			203m	814m	814m	817m	80m	408m	406m	408m	409m				
4	7	THATS ME AGAIN	52.67	0:28.96	03.75	07.15	14.63	1:02.83	1:01.60	0:59.76	0:05.30 [5]	0:35.49 [7]	1:08.13 [7]	1:37.09 [2]	2:07.89	2:02.59	2:01.78	+28m	13.37m
		Stephen Boyington	Q3	Q3			205m	819m	818m	819m	80m	411m	408m	409m	409m				
5	6	THE PRIVATE DEAL	52.13	0:29.54	03.80	07.17	14.30	1:03.12	1:02.87	0:59.73	0:05.36 [6]	0:35.16 [6]	1:08.49 [8]	1:38.03 [7]	2:08.22	2:02.85	2:02.09	+20m	17.74m
		Shane Hallcroft	Q1	Q3			204m	815m	813m	815m	80m	409m	406m	407m	408m				
6	3	BONIFICENT	52.02	0:29.26	03.88	07.27	14.13	1:02.08	1:02.89	1:00.72	0:05.47 [7]	0:34.73 [4]	1:07.55 [3]	1:37.63 [6]	2:08.28	2:02.80	2:02.16	+4m	18.68m
		James Herbertson	Q1	Q1			202m	806m	806m	808m	81m	403m	403m	403m	405m				
7	5	AMALIA	56.16	0:28.98	03.59	06.68	13.16	1:02.35	1:03.42	1:01.56	0:04.83 [1]	0:33.81 [1]	1:07.17 [1]	1:37.22 [4]	2:08.74	2:03.91	2:02.59	+5m	24.7m
		Christopher Shinn	Q1	Q1			204m	810m	806m	807m	80m	407m	403m	403m	404m				

Note: Timing is based on positional data.

[ ] Indicates rank at the end of each section


-:-:- No data available for this section

N/A Information not available

# Shepparton-Professional-2026-04-28

Race 6: GV EQUINE HOSPITAL NEW SPONSOR MAIDEN PACE - 1690m

28 April 2026 - 8:00PM



HARNESS RACING VICTORIA



RANK	TAB	Horse/ Driver	Top Speed (Km/h)	Fastest Section	First 50m	First 100m	First 200m	First Half	Middle Half	Last Half	Lead Time	1st Quarter	2nd Quarter	3rd Quarter	4th Quarter	Last Mile	Mile Rate	Distance Travelled	Gross Time/ Margin
												0:33.81 (0:28.98)	1:07.17 (0:33.36)	1:36.97 (0:29.80)	2:06.90 (0:29.93)				
8	4	BETTING ON TASH Glenn Bull	53.53	0:30.23	03.71	06.95	13.91	1:02.87	1:02.31	1:01.47	0:05.02 [3]	0:35.81 [8]	1:07.89 [5]	1:38.12 [8]	2:09.36	2:04.34	2:03.18	+13m	33.07m
			Lead	Q3			204m	817m	806m	807m		80m	414m	404m	403m				

Note: Timing is based on positional data.

[ ] Indicates rank at the end of each section

--:-- No data available for this section

N/A Information not available



HARNESS RACING VICTORIA

# Shepparton-Professional-2026-04-28

## Race 7: SADDLEWORLD BENDIGO TROT - 2190m

28 April 2026 - 8:31PM



RANK	TAB	Horse/ Driver	Top Speed (Km/h)	Fastest Section	First 50m	First 100m	First 200m	First Half	Middle Half	Last Half	Lead Time 0:44.81	1st Quarter	2nd Quarter	3rd Quarter	4th Quarter	Last Mile	Mile Rate	Distance Travelled	Gross Time/ Margin
												1:16.49 (0:31.68)	1:46.77 (0:30.28)	2:17.51 (0:30.74)	2:49.89 (0:32.38)				
1	6	BAT OUT OF HILL	49.64	0:30.38	04.02	07.63	15.39	1:02.27	1:01.05	1:01.93	0:45.68 [5]	1:17.28 [5]	1:47.95 [6]	2:18.33 [5]	2:49.89	2:04.20	2:04.84	+30m	2:49.89
		Damian Wilson	Q3	Q3			204m	815m	812m	817m		588m	409m	407m	406m				
2	8	I AM HARRO	50.15	0:30.17	03.96	07.49	15.34	1:02.07	1:00.64	1:03.14	0:45.73 [6]	1:17.32 [6]	1:47.79 [5]	2:17.95 [3]	2:50.92	2:05.21	2:05.60	+21m	13.89m
		Stephen Boyington	Lead	Q3			202m	805m	808m	815m		590m	403m	403m	405m				
3	3	BUMPER SERVICE	51.77	0:30.68	03.82	07.21	14.99	1:02.28	1:01.79	1:03.76	0:45.33 [4]	1:16.94 [4]	1:47.63 [4]	2:18.74 [6]	2:51.39	2:06.05	2:05.94	+26m	20.16m
		James Herbertson	Lead	Q2			204m	815m	814m	814m		587m	409m	407m	408m				
4	2	VOLDAGHA	51.98	0:30.28	03.84	07.18	14.61	1:01.97	1:01.01	1:04.63	0:44.81 [1]	1:16.49 [1]	1:46.78 [2]	2:17.51 [1]	2:51.42	2:06.60	2:05.96	+2m	20.55m
		Mark Pitt	Lead	Q2			202m	805m	805m	806m		581m	402m	403m	402m				
5	5	LILLYS TIGER	50.72	0:30.27	03.87	07.30	14.78	1:01.83	1:01.13	1:04.86	0:44.95 [2]	1:16.51 [2]	1:46.77 [1]	2:17.63 [2]	2:51.63	2:06.69	2:06.12	+31m	23.44m
		Ross Graham	Lead	Q2			206m	816m	814m	815m		590m	409m	407m	407m				
6	1	ISLAND FRANKIE	50.00	0:30.31	03.97	07.46	14.89	1:02.00	1:01.18	1:06.26	0:45.11 [3]	1:16.79 [3]	1:47.11 [3]	2:17.98 [4]	2:53.38	2:08.26	2:07.40	+6m	46.79m
		Nathan Jack	Lead	Q2			203m	805m	806m	808m		583m	402m	403m	403m				

Scratched: GATESYS MATE (4), TIPPLE TIME (7)

Note: Timing is based on positional data.

[ ] Indicates rank at the end of each section

--:--:-- No data available for this section

N/A Information not available

# Shepparton-Professional-2026-04-28

## Race 8: JAM PACKED CATERING SHEPPARTON MAIDEN PACE - 1690m

28 April 2026 - 9:00PM



HARNESS RACING VICTORIA



SHEPPARTON  
HARNESS RACING CLUB

RANK	TAB	Horse/ Driver	Top Speed (Km/h)	Fastest Section	First 50m	First 100m	First 200m	First Half	Middle Half	Last Half	Lead Time 0:05.00	1st Quarter	2nd Quarter	3rd Quarter	4th Quarter	Last Mile	Mile Rate	Distance Travelled	Gross Time/ Margin
												0:34.27 (0:29.27)	1:07.37 (0:33.10)	1:37.53 (0:30.16)	2:06.19 (0:28.66)				
1	5	CAPTAIN LOCKSLEY	52.78	0:28.50	03.86	07.26	14.45	1:02.05	1:02.06	0:58.50	0:05.62 [4]	0:35.62 [4]	1:07.69 [2]	1:37.69 [2]	2:06.19	2:00.55	2:00.16	+23m	2:06.19
		Rebecca Bartley	Q4	Q4			204m	818m	814m	814m		80m	411m	407m	407m				
2	6	EEBEEBEE	52.63	0:28.80	03.91	07.40	14.78	1:02.24	1:02.04	0:58.79	0:05.68 [6]	0:35.87 [6]	1:07.91 [4]	1:37.90 [3]	2:06.71	2:01.03	2:00.66	+26m	7.09m
		Mark Pitt	Q4	Q4			205m	819m	816m	816m		81m	411m	408m	408m				
3	7	MACHFREDDY	52.99	0:28.59	03.90	07.33	14.81	1:02.66	1:01.98	0:58.56	0:05.53 [5]	0:36.20 [7]	1:08.18 [6]	1:38.18 [5]	2:06.77	2:01.24	2:00.72	+26m	7.87m
		James Herbertson	Q4	Q4			207m	820m	815m	816m		80m	413m	408m	407m				
4	3	DIAMONDONTHEROCKS	55.19	0:29.27	03.63	06.77	13.16	1:02.37	1:03.26	0:59.88	0:05.00 [1]	0:34.27 [1]	1:07.37 [1]	1:37.53 [1]	2:07.25	2:02.25	2:01.17	+9m	14.26m
		David Miles	Q1	Q1			205m	813m	806m	807m		80m	410m	404m	402m				
5	1	GET SET JETT	53.50	0:29.87	03.79	07.04	13.59	1:02.88	1:03.22	1:00.16	0:05.22 [3]	0:35.09 [3]	1:08.10 [5]	1:38.31 [6]	2:08.27	2:03.04	2:02.15	+1m	27.96m
		Matthew Berger	Q1	Q1			202m	805m	805m	807m		80m	403m	403m	402m				
6	2	SPOT THE DEVIL	54.14	0:29.55	03.72	06.92	13.36	1:02.61	1:03.28	1:00.64	0:05.05 [2]	0:34.60 [2]	1:07.66 [3]	1:37.90 [4]	2:08.32	2:03.25	2:02.20	+2m	28.69m
		Tony Barresi	Q1	Q1			203m	808m	805m	806m		80m	406m	403m	402m				
7	8	REASON TO SCREAM	52.45	0:29.80	03.96	07.39	14.63	1:02.51	1:03.09	1:01.24	0:05.89 [7]	0:35.69 [5]	1:08.41 [7]	1:38.78 [7]	2:09.64	2:03.75	2:03.45	+21m	46.31m
		Stacey Towers	Q3	Q1			202m	812m	812m	815m		84m	407m	405m	407m				

Note: Timing is based on positional data.

[ ] Indicates rank at the end of each section


--:-- No data available for this section

N/A Information not available

# Shepparton-Professional-2026-04-28

Race 8: JAM PACKED CATERING SHEPPARTON MAIDEN PACE - 1690m

28 April 2026 - 9:00PM



HARNESS RACING VICTORIA



SHEPPARTON

HARNESS RACING CLUB

**Scratched:** ROCKINTHEKASBA (4)

---

Note: Timing is based on positional data.

[ ] Indicates rank at the end of each section

--:-- No data available for this section

N/A Information not available

Data processed by  **TRIPLES**DATA

# Shepparton-Professional-2026-04-28

## Race 9: NEATLINE TROT - 2190m

28 April 2026 - 9:32PM



HARNESS RACING VICTORIA



RANK	TAB	Horse/ Driver	Top Speed (Km/h)	Fastest Section	First 50m	First 100m	First 200m	First Half	Middle Half	Last Half	Lead Time 0:44.32	1st Quarter	2nd Quarter	3rd Quarter	4th Quarter	Last Mile	Mile Rate	Distance Travelled	Gross Time/ Margin
												1:17.36 (0:33.04)	1:49.05 (0:31.69)	2:18.82 (0:29.77)	2:47.57 (0:28.76)				
1	3	MUNNY THE MUNSTER	52.16	0:28.76	04.01	07.54	14.91	1:04.52	1:01.22	0:58.42	0:44.65 [2]	1:17.61 [2] (0:32.96)	1:49.16 [2] (0:31.56)	2:18.82 [1] (0:29.66)	2:47.57 (0:28.76)	2:02.94	2:03.15	+33m	2:47.58
		Stacey Towers	Q4	Q4			204m	818m	815m	814m	592m	410m	408m	407m	407m				
2	8	AETOS DYNAMIS	53.57	0:29.28	04.02	07.45	14.70	1:04.47	1:01.12	0:58.91	0:45.31 [6]	1:18.30 [6] (0:32.98)	1:49.79 [6] (0:31.49)	2:19.42 [5] (0:29.63)	2:48.72 (0:29.28)	2:03.38	2:03.98	+35m	15.26m
		Cameron Maggs	Q4	Q4			203m	817m	815m	818m	590m	410m	407m	408m	410m				
3	1	WIND STORM	51.73	0:29.22	03.95	07.30	14.47	1:04.56	1:01.45	0:59.06	0:45.11 [5]	1:18.07 [5] (0:32.96)	1:49.68 [5] (0:31.61)	2:19.52 [6] (0:29.84)	2:48.75 (0:29.22)	2:03.63	2:04.00	+10m	15.65m
		Jack Laugher	Lead	Q4			202m	809m	808m	812m	580m	405m	404m	404m	408m				
4	5	SPANISH RIZARDO	51.55	0:29.88	03.84	07.20	14.34	1:04.72	1:01.56	0:59.93	0:44.32 [1]	1:17.36 [1] (0:33.04)	1:49.05 [1] (0:31.68)	2:18.92 [2] (0:29.88)	2:48.97 (0:30.05)	2:04.65	2:04.16	+8m	18.59m
		Taylor Youl	Lead	Q3			205m	809m	806m	806m	585m	405m	404m	402m	404m				
5	2	MONEY TALKS	51.88	0:29.73	03.86	07.19	14.54	1:04.52	1:01.24	0:59.52	0:44.97 [4]	1:17.98 [4] (0:33.01)	1:49.49 [4] (0:31.51)	2:19.22 [3] (0:29.73)	2:49.01 (0:29.79)	2:04.04	2:04.20	+26m	19.14m
		Paul Railton	Lead	Q3			203m	817m	814m	814m	586m	410m	407m	407m	407m				
6	4	WOMAN TO LOVE	53.60	0:29.85	03.72	06.97	14.10	1:04.64	1:01.49	0:59.80	0:44.77 [3]	1:17.77 [3] (0:33.00)	1:49.42 [3] (0:31.64)	2:19.27 [4] (0:29.85)	2:49.22 (0:29.95)	2:04.44	2:04.35	+3m	21.97m
		Neil McCallum	Lead	Q3			203m	805m	805m	809m	581m	402m	402m	402m	406m				
7	7	GLENGARRY RED	52.67	0:28.77	04.11	07.83	15.56	1:04.39	1:01.45	0:58.76	0:46.07 [8]	1:19.00 [8] (0:32.93)	1:50.46 [8] (0:31.46)	2:20.45 [8] (0:29.99)	2:49.23 (0:28.77)	2:03.15	2:04.36	+32m	22.13m
		Tasmyn Potter	Q4	Q4			204m	817m	815m	817m	588m	410m	407m	408m	409m				

Note: Timing is based on positional data.

[ ] Indicates rank at the end of each section


--:-- No data available for this section

N/A Information not available

# Shepparton-Professional-2026-04-28

## Race 9: NEATLINE TROT - 2190m

28 April 2026 - 9:32PM



HARNESS RACING VICTORIA



RANK	TAB	Horse/ Driver	Top Speed (Km/h)	Fastest Section	First 50m	First 100m	First 200m	First Half	Middle Half	Last Half	Lead Time	1st Quarter	2nd Quarter	3rd Quarter	4th Quarter	Last Mile	Mile Rate	Distance Travelled	Gross Time/ Margin
												0:44.32	1:17.36 (0:33.04)	1:49.05 (0:31.69)	2:18.82 (0:29.77)				
8	6	SAINT EYES	51.62	0:29.38	03.99	07.55	15.31	1:04.43	1:01.28	0:59.16	0:45.69 [7]	1:18.62 [7]	1:50.12 [7]	2:19.91 [7]	2:49.28	2:03.59	2:04.40	+30m	22.92m
			Q3	Q4															
		Neil Caldwell					204m	818m	815m	816m	588m	410m	408m	407m	409m				

Note: Timing is based on positional data.

[ ] Indicates rank at the end of each section

--:--:-- No data available for this section

N/A Information not available

# Shepparton-Professional-2026-04-28

## Race 10: BENSTUD 4YO & OLDER MAIDEN TROT - 2190m

28 April 2026 - 10:03PM



HARNESS RACING VICTORIA



RANK	TAB	Horse/Driver	Top Speed (Km/h)	Fastest Section	First 50m	First 100m	First 200m	First Half	Middle Half	Last Half	Lead Time	1st Quarter	2nd Quarter	3rd Quarter	4th Quarter	Last Mile	Mile Rate	Distance Travelled	Gross Time/Margin
												0:43.90	1:16.54 (0:32.64)	1:49.01 (0:32.47)	2:19.82 (0:30.81)				
1	5	<b>FARSTAR</b>	<b>52.31</b>	<b>0:30.81</b>	<b>03.81</b>	<b>07.12</b>	<b>14.26</b>	1:05.10	1:03.27	1:02.65	0:43.90 [1]	<b>1:16.54 [1]</b>	<b>1:49.01 [1]</b>	<b>2:19.82 [1]</b>	<b>2:51.66</b>	2:07.75	2:06.15	<b>+13m</b>	<b>2:51.66</b>
		Mark Pitt	Lead	Q3			205m	808m	807m	806m		588m	404m	404m	402m				
2	3	<b>MISS KOMMUNICATION</b>	<b>51.01</b>	<b>0:30.66</b>	<b>03.86</b>	<b>07.27</b>	<b>14.78</b>	1:04.56	1:02.76	1:02.41	0:45.05 [3]	<b>1:17.53 [3]</b>	<b>1:49.64 [3]</b>	<b>2:20.30 [3]</b>	<b>2:52.05</b>	2:06.99	2:06.43	<b>+10m</b>	<b>5.19m</b>
		Rodney Petroff	Lead	Q3			203m	805m	809m	813m		582m	402m	403m	406m				
3	6	<b>GYM QUEEN</b>	<b>50.47</b>	<b>0:30.59</b>	<b>03.87</b>	<b>07.30</b>	<b>15.07</b>	1:03.70	1:02.08	1:02.10	0:46.35 [5]	<b>1:18.55 [5]</b>	<b>1:50.04 [5]</b>	<b>2:20.64 [5]</b>	<b>2:52.15</b>	2:05.80	2:06.50	<b>+35m</b>	<b>6.48m</b>
		Josh Duggan	Lead	Q3			205m	812m	814m	817m		597m	405m	407m	407m				
4	1	<b>MI BOW</b>	<b>48.85</b>	<b>0:30.64</b>	<b>04.07</b>	<b>07.68</b>	<b>15.24</b>	1:04.07	1:02.47	1:02.26	0:45.87 [4]	<b>1:18.11 [4]</b>	<b>1:49.94 [4]</b>	<b>2:20.56 [4]</b>	<b>2:52.20</b>	2:06.33	2:06.54	<b>+5m</b>	<b>7.13m</b>
		James Herbertson	Q3	Q3			202m	805m	805m	808m		582m	402m	402m	403m				
5	2	<b>VICTREE VIC</b>	<b>51.19</b>	<b>0:30.83</b>	<b>03.89</b>	<b>07.28</b>	<b>14.44</b>	1:04.79	1:03.10	1:05.49	0:44.66 [2]	<b>1:17.18 [2]</b>	<b>1:49.45 [2]</b>	<b>2:20.28 [2]</b>	<b>2:54.94</b>	2:10.28	2:08.55	<b>+4m</b>	<b>43.91m</b>
		David Miles	Lead	Q3			202m	805m	805m	808m		582m	402m	402m	403m				
6	7	<b>THE RED AVENGER</b>	<b>50.47</b>	<b>0:29.55</b>	<b>04.32</b>	<b>08.28</b>	<b>19.37</b>	1:02.45	1:07.52	1:15.08	0:51.60 [6]	<b>1:21.14 [6]</b>	<b>1:54.04 [6]</b>	<b>2:28.66 [6]</b>	<b>3:09.12</b>	2:17.53	2:18.97	<b>+34m</b>	<b>234.13m</b>
		Scott Rains	Q1	Q1			205m	807m	805m	806m		612m	404m	403m	403m				

Scratched: ALDEBARAN SARIAH (4)

Note: Timing is based on positional data.

[ ] Indicates rank at the end of each section

--:--:-- No data available for this section

N/A Information not available