

# Shepparton-Professional-2026-05-26

## Race 1: SHEPPARTON SHOWCASE PODCAST PREVIEW SHOW PACE - 1690m

26 May 2026 - 4:58PM



HARNESS RACING VICTORIA



RANK	TAB	Horse/ Driver	Top Speed (Km/h)	Fastest Section	First 50m	First 100m	First 200m	First Half	Middle Half	Last Half	Lead Time	1st Quarter	2nd Quarter	3rd Quarter	4th Quarter	Last Mile	Mile Rate	Distance Travelled	Gross Time/ Margin
												0:33.47 (0:28.61)	1:04.76 (0:31.28)	1:33.02 (0:28.26)	2:01.84 (0:28.82)				
1	2	SHARP INTEREST	57.38	0:28.26	03.64	06.72	12.71	0:59.81	0:59.54	0:57.07	0:04.95 [2]	0:33.47 [1]	1:04.76 [1]	1:33.02 [1]	2:01.84	1:56.88	1:56.02	+2m	2:01.84
		Nathan Jack	Q1	Q3								(0:28.53)	(0:31.28)	(0:28.26)	(0:28.81)				
2	4	JUST AS WELL NZ	55.73	0:28.17	03.70	06.81	13.16	1:00.04	0:59.27	0:56.76	0:05.05 [4]	0:33.99 [3]	1:05.09 [3]	1:33.25 [2]	2:01.85	1:56.80	1:56.03	+25m	0.21m
		James Herbertson	Lead	Q3								(0:28.94)	(0:31.10)	(0:28.17)	(0:28.59)				
3	9	NUGGET ROGERS	54.83	0:28.22	03.68	06.84	13.35	1:00.07	0:59.44	0:56.47	0:05.37 [8]	0:34.24 [5]	1:05.43 [4]	1:33.68 [6]	2:01.90	1:56.54	1:56.07	+5m	0.76m
		Leigh Sutton	Q1	Q4								(0:28.88)	(0:31.19)	(0:28.25)	(0:28.22)				
4	8	HELLOVATIME	54.72	0:27.81	03.87	07.11	13.96	0:59.77	0:58.56	0:56.48	0:05.73 [10]	0:34.74 [8]	1:05.50 [6]	1:33.31 [3]	2:01.98	1:56.25	1:56.16	+34m	1.96m
		Ellen Tormey	Q3	Q3								(0:29.00)	(0:30.77)	(0:27.81)	(0:28.67)				
5	6	MAAS BETTING AGAIN	58.61	0:28.23	03.62	06.63	12.61	1:00.49	0:59.56	0:56.74	0:04.86 [1]	0:34.02 [4]	1:05.35 [5]	1:33.57 [7]	2:02.09	1:57.23	1:56.26	+21m	3.41m
		Chris Alford	Q1	Q3								(0:29.16)	(0:31.33)	(0:28.23)	(0:28.51)				
6	1	EYE SEE PHILTRA	55.44	0:28.26	03.67	06.84	13.04	1:00.05	0:59.54	0:57.06	0:05.07 [3]	0:33.84 [2]	1:05.12 [2]	1:33.38 [4]	2:02.19	1:57.11	1:56.36	+1m	4.77m
		Liam Older	Q1	Q3								(0:28.77)	(0:31.28)	(0:28.26)	(0:28.80)				
7	3	INTERPRETATION	55.40	0:28.23	03.70	06.96	13.27	1:00.56	0:59.53	0:56.66	0:05.07 [5]	0:34.36 [6]	1:05.66 [8]	1:33.89 [10]	2:02.32	1:57.24	1:56.48	+19m	6.5m
		Tayla French	Q1	Q3								(0:29.28)	(0:31.30)	(0:28.23)	(0:28.43)				

Note: Timing is based on positional data.

[ ] Indicates rank at the end of each section

--:-- No data available for this section

N/A Information not available

# Shepparton-Professional-2026-05-26

## Race 1: SHEPPARTON SHOWCASE PODCAST PREVIEW SHOW PACE - 1690m

26 May 2026 - 4:58PM



HARNESS RACING VICTORIA



RANK	TAB	Horse/ Driver	Top Speed (Km/h)	Fastest Section	First 50m	First 100m	First 200m	First Half	Middle Half	Last Half	Lead Time 0:04.86	1st Quarter	2nd Quarter	3rd Quarter	4th Quarter	Last Mile	Mile Rate	Distance Travelled	Gross Time/ Margin
												0:33.47 (0:28.61)	1:04.76 (0:31.28)	1:33.02 (0:28.26)	2:01.84 (0:28.82)				
8	12	CELESTIAL ZODIAC	54.83	0:27.75	03.90	07.32	14.57	1:00.20	0:58.46	0:56.37	0:05.81 [12]	0:35.30 [10]	1:06.01 [12]	1:33.76 [8]	2:02.38	1:56.56	1:56.54	+36m	7.27m
		Luke Dunne	Q3	Q3			205m	819m	818m	822m		85m	411m	408m	410m				
9	10	SPIRIT OF SAHARA	54.83	0:28.23	03.76	06.92	13.60	1:00.23	0:59.36	0:56.77	0:05.40 [9]	0:34.49 [7]	1:05.62 [7]	1:33.85 [9]	2:02.40	1:57.00	1:56.55	+10m	7.52m
		Abby Sanderson	Lead	Q3			203m	809m	807m	808m		83m	405m	404m	403m				
10	5	TIVOLI	54.36	0:28.16	03.70	06.91	13.83	1:00.89	0:58.48	0:56.60	0:05.12 [6]	0:35.71 [12]	1:06.02 [11]	1:34.19 [12]	2:02.64	1:57.49	1:56.78	+16m	10.76m
		Josh Duggan	Q3	Q3			205m	819m	807m	809m		80m	415m	404m	403m				
11	11	FOURTH RESPONSE	54.90	0:27.81	03.90	07.30	14.38	0:59.93	0:58.47	0:57.00	0:05.80 [11]	0:35.06 [9]	1:05.73 [9]	1:33.54 [5]	2:02.74	1:56.93	1:56.88	+34m	12.1m
		Abbey Turnbull	Q3	Q3			203m	819m	819m	821m		84m	409m	410m	410m				
12	7	OUR CHEEKY DEVIL	54.43	0:28.16	03.82	07.14	14.03	1:00.65	0:58.67	0:56.80	0:05.34 [7]	0:35.48 [11]	1:05.99 [10]	1:34.15 [11]	2:02.79	1:57.45	1:56.93	+27m	12.82m
		Jeremy Quinlan	Q3	Q3			205m	818m	813m	820m		80m	413m	405m	408m				

Note: Timing is based on positional data.

[ ] Indicates rank at the end of each section

--:-- No data available for this section

N/A Information not available

# Shepparton-Professional-2026-05-26

## Race 2: JAM PACKED CATERING SHEPPARTON PACE - 1690m

26 May 2026 - 5:27PM



HARNESS RACING VICTORIA



RANK	TAB	Horse/ Driver	Top Speed (Km/h)	Fastest Section	First 50m	First 100m	First 200m	First Half	Middle Half	Last Half	Lead Time 0:04.99	1st Quarter	2nd Quarter	3rd Quarter	4th Quarter	Last Mile	Mile Rate	Distance Travelled	Gross Time/ Margin
												0:33.75 (0:28.76)	1:04.09 (0:30.34)	1:33.91 (0:29.82)	2:04.19 (0:30.28)				
1	7	IAMAWINGATE	53.96	0:29.32	03.60	06.83	13.57	1:00.39	0:59.62	0:58.68	0:05.13 [3]	0:35.26 [11]	1:05.52 [10]	1:34.87 [8]	2:04.19	1:59.07	1:58.26	+27m	2:04.19
		James Herbertson	Lead	Q4			207m	823m	813m	818m		78m	417m	406m	406m				
2	5	OKTOLOVE	55.76	0:28.76	03.61	06.72	13.06	0:59.10	1:00.16	1:00.32	0:04.99 [2]	0:33.75 [1]	1:04.09 [1]	1:33.91 [1]	2:04.42	1:59.42	1:58.48	+2m	3:08m
		Mark Pitt	Q1	Q1			204m	809m	806m	808m		78m	406m	403m	403m				
3	2	ABERCROMBIE LIMBO	55.04	0:28.96	03.65	06.80	13.23	0:59.31	1:00.19	1:00.04	0:05.13 [4]	0:34.09 [2]	1:04.44 [3]	1:34.27 [4]	2:04.48	1:59.35	1:58.54	-1m	3:96m
		Nathan Jack	Q1	Q1			202m	808m	806m	806m		78m	405m	403m	403m				
4	1	JOEYS HANGOVER	53.14	0:29.04	03.77	07.06	13.57	0:59.39	1:00.19	0:59.86	0:05.36 [7]	0:34.40 [5]	1:04.75 [5]	1:34.59 [6]	2:04.62	1:59.25	1:58.67	-2m	5:83m
		Tayla French	Q1	Q1			202m	805m	805m	807m		78m	402m	403m	403m				
5	6	SHEZABLUECHIP	54.97	0:29.07	03.60	06.75	13.22	0:59.31	1:00.09	1:00.73	0:04.99 [1]	0:34.06 [3]	1:04.31 [2]	1:34.16 [2]	2:05.04	2:00.04	1:59.07	+17m	11:47m
		Glenn Bull	Q1	Q1			205m	819m	812m	813m		77m	413m	406m	406m				
6	10	NORTHERN TERROR	52.42	0:29.34	03.80	07.12	14.06	0:59.60	1:00.10	0:59.94	0:05.62 [10]	0:34.97 [10]	1:05.22 [9]	1:35.06 [10]	2:05.17	1:59.54	1:59.19	+26m	13:16m
		Corey Bell	Q1	Q1			204m	817m	816m	820m		80m	411m	407m	409m				
7	9	MYNAMEISRUBY	53.53	0:29.16	03.72	06.96	13.75	0:59.44	0:59.94	1:00.21	0:05.52 [9]	0:34.67 [8]	1:04.95 [6]	1:34.62 [7]	2:05.18	1:59.65	1:59.20	+24m	13:29m
		Liam Older	Q1	Q1			203m	816m	814m	819m		80m	410m	406m	408m				

Note: Timing is based on positional data.

[ ] Indicates rank at the end of each section


--:-- No data available for this section

N/A Information not available

# Shepparton-Professional-2026-05-26

## Race 2: JAM PACKED CATERING SHEPPARTON PACE - 1690m

26 May 2026 - 5:27PM



HARNESS RACING VICTORIA



RANK	TAB	Horse/Driver	Top Speed (Km/h)	Fastest Section	First 50m	First 100m	First 200m	First Half	Middle Half	Last Half	Lead Time	1st Quarter	2nd Quarter	3rd Quarter	4th Quarter	Last Mile	Mile Rate	Distance Travelled	Gross Time/Margin
												0:33.75 (0:28.76)	1:04.09 (0:30.34)	1:33.91 (0:29.82)	2:04.19 (0:30.28)				
8	11	MISS HERMES	53.42	0:29.04	03.69	06.93	13.88	0:59.72	0:59.65	1:00.15	0:05.45 [8]	0:34.56 [7]	1:05.17 [8]	1:34.20 [3]	2:05.32	1:59.87	1:59.34	+36m	15.21m
		Cameron Maggs	Lead	Q3			205m	826m	821m	820m	80m	415m	411m	410m	411m				
9	3	HARTNETT	54.00	0:29.21	03.69	06.90	13.41	0:59.49	1:00.16	1:00.82	0:05.08 [5]	0:34.28 [6]	1:04.56 [4]	1:34.44 [5]	2:05.38	2:00.31	1:59.40	+15m	16.05m
		Gary Pekin	Q1	Q1			204m	816m	812m	814m	78m	410m	406m	406m	408m				
10	8	QUEENHIGH FLUSH NZ	52.88	0:29.07	03.79	07.10	13.96	0:59.40	1:00.18	1:00.93	0:05.64 [11]	0:34.71 [9]	1:05.05 [7]	1:34.89 [9]	2:05.98	2:00.33	1:59.96	+2m	23.99m
		Leigh Sutton	Q1	Q1			201m	807m	805m	806m	80m	404m	403m	403m	403m				
11	4	LILNOVA	53.50	0:29.07	03.70	06.94	13.56	1:00.33	1:00.94	1:01.12	0:05.10 [6]	0:34.17 [4]	1:05.43 [11]	1:35.11 [11]	2:06.56	2:01.45	2:00.51	+20m	31.78m
		Chris Alford	Lead	Q1			205m	824m	814m	811m	78m	415m	409m	405m	406m				

Note: Timing is based on positional data.

[ ] Indicates rank at the end of each section

-:--:- No data available for this section

N/A Information not available

# Shepparton-Professional-2026-05-26

## Race 3: HYGAIN TROT - 2190m

26 May 2026 - 5:57PM



HARNESS RACING VICTORIA



RANK	TAB	Horse/ Driver	Top Speed (Km/h)	Fastest Section	First 50m	First 100m	First 200m	First Half	Middle Half	Last Half	Lead Time 0:42.82	1st Quarter	2nd Quarter	3rd Quarter	4th Quarter	Last Mile	Mile Rate	Distance Travelled	Gross Time/ Margin
												1:15.89 (0:33.07)	1:46.00 (0:30.11)	2:15.79 (0:29.79)	2:45.88 (0:30.09)				
1	10	ALDEBARAN ZANE	53.75	0:29.01	04.14	07.68	15.32	1:01.87	0:58.80	0:59.88	0:44.13 [8]	1:16.98 [7]	1:46.00 [1]	2:15.79 [1]	2:45.88	2:01.75	2:01.90	+31m	2:45.88
		Ryan Sanderson	Q2	Q2			204m	818m	812m	810m	593m	411m	407m	405m	405m				
2	4	SHINELIKETHESUN	51.55	0:29.66	04.05	07.49	14.68	1:03.16	1:00.43	0:59.81	0:43.55 [4]	1:16.43 [4]	1:46.71 [5]	2:16.86 [5]	2:46.52	2:02.97	2:02.37	+31m	8.5m
		Sean O'Sullivan	Q3	Q4			204m	816m	813m	816m	590m	410m	407m	407m	409m				
3	7	MONEY TALKS	51.44	0:29.02	04.08	07.65	15.26	1:02.92	0:59.02	0:59.61	0:44.47 [9]	1:17.39 [9]	1:47.39 [8]	2:16.41 [4]	2:47.00	2:02.53	2:02.72	+31m	15.02m
		Paul Railton	Q3	Q3			207m	817m	815m	815m	591m	410m	407m	408m	407m				
4	5	WIND STORM	52.20	0:29.71	04.04	07.52	15.00	1:03.08	0:59.95	1:01.09	0:43.15 [3]	1:15.99 [2]	1:46.22 [3]	2:15.93 [2]	2:47.31	2:04.17	2:02.95	+32m	19.12m
		Ellen Tormey	Q2	Q3			205m	817m	813m	814m	593m	411m	406m	407m	407m				
5	2	KOUFAX	53.78	0:30.09	03.94	07.21	14.06	1:03.18	1:00.56	1:03.27	0:43.08 [2]	1:16.17 [3]	1:46.26 [4]	2:16.74 [6]	2:49.54	2:06.45	2:04.58	+6m	49.02m
		Neil McCallum	Lead	Q2			203m	805m	806m	811m	582m	403m	403m	403m	408m				
6	3	ALDEBARAN JAZMINE	52.63	0:30.11	04.01	07.44	14.50	1:03.18	1:00.35	1:03.88	0:42.82 [1]	1:15.89 [1]	1:45.99 [2]	2:16.23 [3]	2:49.88	2:07.06	2:04.83	+5m	53.51m
		Tristan Larsen	Q2	Q2			204m	805m	805m	806m	586m	402m	403m	403m	404m				
7	1	CRESCO CASHFLOW	51.12	0:30.16	03.92	07.31	14.51	1:03.30	1:01.00	1:03.69	0:43.50 [5]	1:16.64 [5]	1:46.81 [6]	2:17.65 [7]	2:50.50	2:06.99	2:05.29	+5m	61.96m
		Gary Pekin	Lead	Q2			202m	806m	806m	809m	582m	403m	403m	403m	406m				

Note: Timing is based on positional data.

[ ] Indicates rank at the end of each section


--:-- No data available for this section

N/A Information not available

# Shepparton-Professional-2026-05-26

## Race 3: HYGAIN TROT - 2190m

26 May 2026 - 5:57PM



HARNESS RACING VICTORIA



RANK	TAB	Horse/Driver	Top Speed (Km/h)	Fastest Section	First 50m	First 100m	First 200m	First Half	Middle Half	Last Half	Lead Time	1st Quarter	2nd Quarter	3rd Quarter	4th Quarter	Last Mile	Mile Rate	Distance Travelled	Gross Time/Margin
												0:42.82	1:15.89 (0:33.07)	1:46.00 (0:30.11)	2:15.79 (0:29.79)				
8	9	<b>FARSTAR</b>	<b>50.94</b>	<b>0:30.44</b>	<b>03.99</b>	<b>07.41</b>	<b>14.91</b>	1:03.35	1:02.37	1:04.12	0:43.77 [6]	<b>1:16.69 [6]</b>	<b>1:47.12 [7]</b>	<b>2:19.05 [9]</b>	<b>2:51.24</b>	2:07.47	2:05.83	<b>+34m</b>	<b>71.81m</b>
		Mark Pitt	Lead	Q2			203m	818m	816m	816m	590m	411m	407m	410m	407m				
9	8	<b>IN HIGH PLACES</b>	<b>50.76</b>	<b>0:30.41</b>	<b>04.05</b>	<b>07.53</b>	<b>15.18</b>	1:03.55	1:01.32	1:04.19	0:43.89 [7]	<b>1:17.03 [8]</b>	<b>1:47.44 [9]</b>	<b>2:18.36 [8]</b>	<b>2:51.64</b>	2:07.74	2:06.13	<b>+17m</b>	<b>77.15m</b>
		Austin Mifsud	Lead	Q2			202m	805m	808m	815m	587m	403m	402m	405m	409m				

Scratched: ALDEBARANHARLEQUIN (6)

Note: Timing is based on positional data.

[ ] Indicates rank at the end of each section

--:--:-- No data available for this section

N/A Information not available

# Shepparton-Professional-2026-05-26

## Race 4: THE CARRINGTON MARES PACE - 1690m

26 May 2026 - 6:30PM



HARNESS RACING VICTORIA



RANK	TAB	Horse/ Driver	Top Speed (Km/h)	Fastest Section	First 50m	First 100m	First 200m	First Half	Middle Half	Last Half	Lead Time 0:04.76	1st Quarter	2nd Quarter	3rd Quarter	4th Quarter	Last Mile	Mile Rate	Distance Travelled	Gross Time/ Margin
												0:33.39 (0:28.63)	1:03.05 (0:29.66)	1:32.09 (0:29.04)	2:02.70 (0:30.61)				
1	9	MUSSEL SHOALS	52.42	0:28.57	03.91	07.34	14.42	0:58.51	0:57.56	0:58.56	0:05.59 [8]	0:35.09 [7]	1:04.11 [7]	1:32.69 [5]	2:02.70	1:57.08	1:56.84	+30m	2:02.70
		Donna Castles	Q3	Q3				203m	815m	813m		819m	86m	408m	406m				
2	7	THERESHEWAS	52.63	0:28.57	04.03	07.56	14.80	0:58.86	0:57.56	0:58.80	0:05.56 [6]	0:35.42 [8]	1:04.42 [8]	1:32.99 [7]	2:03.23	1:57.66	1:57.34	+30m	7:07m
		Abbey Turnbull	Q3	Q3				205m	817m	814m		821m	82m	411m	407m				
3	2	CLIVES GIRL	52.24	0:28.72	03.96	07.41	14.17	0:58.43	0:57.76	0:59.47	0:05.45 [5]	0:34.85 [5]	1:03.88 [5]	1:32.60 [4]	2:03.35	1:57.90	1:57.46	+21m	8:68m
		Charlene Gusman	Q3	Q3				203m	814m	812m		816m	82m	408m	406m				
4	5	COLORADO GIRL	56.34	0:28.68	03.67	06.76	13.02	0:58.28	0:58.65	1:00.28	0:04.90 [2]	0:33.57 [2]	1:03.19 [2]	1:32.23 [2]	2:03.47	1:58.56	1:57.58	+20m	10:34m
		Chris Alford	Q1	Q1				204m	816m	812m		813m	81m	410m	406m				
5	3	POLLY PEACHUM	55.08	0:28.75	03.73	06.89	13.15	0:58.43	0:58.73	1:00.83	0:04.92 [3]	0:33.67 [3]	1:03.35 [3]	1:32.40 [3]	2:04.19	1:59.26	1:58.26	+8m	19:95m
		Liam Older	Q1	Q1				203m	808m	806m		809m	81m	404m	403m				
6	6	COZMO	51.52	0:29.03	04.03	07.61	14.96	0:58.39	0:58.14	1:00.33	0:05.66 [7]	0:34.95 [6]	1:04.06 [6]	1:33.08 [8]	2:04.38	1:58.72	1:58.44	+8m	22:57m
		Leigh Sutton	Q3	Q3				203m	808m	805m		808m	82m	405m	403m				
7	1	ROYLE BLOOD	51.44	0:29.07	03.88	07.25	13.86	0:58.44	0:58.24	1:01.04	0:05.21 [4]	0:34.48 [4]	1:03.65 [4]	1:32.72 [6]	2:04.69	1:59.48	1:58.73	+7m	26:65m
		Ellen Tormey	Q1	Q3				203m	805m	805m		810m	81m	403m	403m				

Note: Timing is based on positional data.

[ ] Indicates rank at the end of each section

--:--:-- No data available for this section

N/A Information not available



HARNESS RACING VICTORIA

# Shepparton-Professional-2026-05-26

## Race 4: THE CARRINGTON MARES PACE - 1690m

26 May 2026 - 6:30PM



RANK	TAB	Horse/Driver	Top Speed (Km/h)	Fastest Section	First 50m	First 100m	First 200m	First Half	Middle Half	Last Half	Lead Time	1st Quarter	2nd Quarter	3rd Quarter	4th Quarter	Last Mile	Mile Rate	Distance Travelled	Gross Time/Margin
8	4	ALCATRAZ GIRL	58.00	0:28.62	03.64	06.64	12.79	0:58.28	0:58.70	1:02.56	0:04.76 [1]	0:33.39 [1]	1:03.05 [1]	1:32.09 [1]	2:05.62	2:00.84	1:59.62	+2m	39.12m
			(0:28.63)	(0:29.66)								(0:29.04)	(0:30.61)						
		Q1	Q1	201m								806m	806m	806m	81m				
		Glenn Bull																	

Scratched: ELIZAJANE (8)

Note: Timing is based on positional data.

[ ] Indicates rank at the end of each section

--:--:-- No data available for this section

N/A Information not available

# Shepparton-Professional-2026-05-26

## Race 5: GV PLASTER PRODUCTS NEW SPONSOR PACE - 1690m

26 May 2026 - 7:00PM



HARNESS RACING VICTORIA



RANK	TAB	Horse/ Driver	Top Speed (Km/h)	Fastest Section	First 50m	First 100m	First 200m	First Half	Middle Half	Last Half	Lead Time 0:04.92	1st Quarter	2nd Quarter	3rd Quarter	4th Quarter	Last Mile	Mile Rate	Distance Travelled	Gross Time/ Margin
												0:34.10 (0:29.18)	1:05.31 (0:31.21)	1:34.97 (0:29.66)	2:04.31 (0:29.34)				
1	9	TALISKER SKIPPER	52.70	0:28.89	03.83	07.13	14.13	1:00.49	0:59.67	0:58.30	0:05.52 [8]	0:35.23 [7]	1:06.01 [6]	1:34.90 [2]	2:04.31	1:58.79	1:58.38	+29m	2:04.31
		David Miles	Q1	Q3			203m	818m	818m	818m	84m	408m	409m	409m	409m				
2	5	CRESCO THREEPEAT	52.31	0:28.89	03.78	07.10	14.28	1:01.25	0:59.46	0:58.16	0:05.28 [5]	0:35.95 [9]	1:06.53 [9]	1:35.42 [5]	2:04.70	1:59.41	1:58.75	+33m	5.24m
		Gary Pekin	Lead	Q3			204m	823m	821m	820m	80m	412m	411m	410m	409m				
3	8	WHERE'S WOOD WOOD	51.95	0:29.36	03.90	07.28	14.20	1:00.63	1:00.45	0:58.74	0:05.67 [9]	0:35.24 [6]	1:06.31 [7]	1:35.70 [8]	2:05.06	1:59.37	1:59.09	+21m	10.07m
		Nathan Jack	Q4	Q4			202m	808m	811m	819m	84m	404m	404m	407m	412m				
4	4	THE LADYBIRD NZ	51.55	0:29.30	03.93	07.40	14.64	1:00.79	1:00.04	0:58.70	0:05.61 [7]	0:35.66 [8]	1:06.40 [8]	1:35.70 [7]	2:05.11	1:59.49	1:59.13	+26m	10.62m
		Ellen Tormey	Q3	Q3			203m	819m	816m	817m	81m	410m	409m	407m	410m				
5	6	ARRAPS	55.84	0:29.49	03.70	06.81	13.46	1:00.41	1:00.43	0:59.71	0:05.05 [2]	0:34.54 [3]	1:05.47 [2]	1:34.97 [1]	2:05.18	2:00.12	1:59.20	+24m	11.65m
		Donna Castles	Q1	Q1			204m	822m	815m	813m	80m	413m	408m	407m	406m				
6	2	MAMMALS REASON	54.11	0:29.38	03.72	06.95	13.50	1:00.56	1:00.97	0:59.50	0:05.12 [3]	0:34.51 [2]	1:05.70 [3]	1:35.47 [6]	2:05.20	2:00.07	1:59.22	+4m	11.87m
		Corey Bell	Q1	Q1			201m	805m	806m	810m	80m	403m	402m	404m	406m				
7	1	ICANMOTOR	52.34	0:29.44	03.86	07.22	14.00	1:00.65	1:00.93	0:59.19	0:05.38 [6]	0:34.84 [4]	1:06.03 [5]	1:35.77 [9]	2:05.22	1:59.84	1:59.24	+6m	12.22m
		James Herbertson	Q1	Q4			202m	805m	806m	812m	80m	402m	402m	403m	408m				

Note: Timing is based on positional data.

[ ] Indicates rank at the end of each section

--:-- No data available for this section

N/A Information not available

# Shepparton-Professional-2026-05-26

## Race 5: GV PLASTER PRODUCTS NEW SPONSOR PACE - 1690m

26 May 2026 - 7:00PM



HARNESS RACING VICTORIA



RANK	TAB	Horse/ Driver	Top Speed (Km/h)	Fastest Section	First 50m	First 100m	First 200m	First Half	Middle Half	Last Half	Lead Time	1st Quarter	2nd Quarter	3rd Quarter	4th Quarter	Last Mile	Mile Rate	Distance Travelled	Gross Time/ Margin
												0:04.92	0:34.10 (0:29.18)	1:05.31 (0:31.21)	1:34.97 (0:29.66)				
8	3	KNOW THE SCORE	55.19	0:29.62	03.75	06.94	13.41	1:00.60	1:00.45	1:00.03	0:05.12 [4]	0:34.89 [5]	1:05.72 [4]	1:35.34 [4]	2:05.75	2:00.63	1:59.74	+21m	19.23m
		Glenn Bull	Q1	Q3			203m	818m	815m	814m	80m	410m	408m	406m	407m				
9	7	OLLY ODD POTTS	57.56	0:29.17	03.67	06.75	13.11	1:00.39	1:01.00	1:01.79	0:04.92 [1]	0:34.10 [1]	1:05.31 [1]	1:35.10 [3]	2:07.11	2:02.18	2:01.04	+6m	37.44m
		Taylor Youl	Q1	Q1			204m	810m	808m	807m	80m	406m	404m	404m	403m				

Note: Timing is based on positional data.

[ ] Indicates rank at the end of each section

--:-- No data available for this section

N/A Information not available

# Shepparton-Professional-2026-05-26

## Race 6: MUNRO & ASSOCIATES CONVEYANCING PACE - 1690m

26 May 2026 - 7:30PM



HARNESS RACING VICTORIA



RANK	TAB	Horse/ Driver	Top Speed (Km/h)	Fastest Section	First 50m	First 100m	First 200m	First Half	Middle Half	Last Half	Lead Time 0:05.03	1st Quarter	2nd Quarter	3rd Quarter	4th Quarter	Last Mile	Mile Rate	Distance Travelled	Gross Time/ Margin
												0:33.00 (0:27.97)	1:04.40 (0:31.40)	1:33.48 (0:29.08)	2:03.36 (0:29.88)				
1	1	<b>HEZ HARRYWHO</b>	<b>56.70</b>	<b>0:28.45</b>	<b>03.67</b>	<b>06.76</b>	<b>13.04</b>	0:59.60	1:00.24	0:58.65	0:05.10 [3]	<b>0:33.55 [2]</b>	<b>1:04.70 [3]</b>	<b>1:33.79 [2]</b>	<b>2:03.36</b>	1:58.25	1:57.47	<b>+9m</b>	<b>2:03.36</b>
		James Herbertson	Q1	Q1			202m	810m	808m	810m		80m	405m	404m	404m				
2	8	<b>LORIMERMAJOR</b>	<b>56.16</b>	<b>0:28.48</b>	<b>03.71</b>	<b>06.84</b>	<b>13.22</b>	0:59.56	1:00.19	0:58.36	0:05.43 [5]	<b>0:33.91 [3]</b>	<b>1:05.01 [5]</b>	<b>1:34.10 [4]</b>	<b>2:03.37</b>	1:57.94	1:57.48	<b>+6m</b>	<b>0.11m</b>
		Tayla French	Q1	Q1			201m	805m	805m	807m		84m	402m	402m	402m	405m			
3	5	<b>WILL HE REIGN</b>	<b>57.78</b>	<b>0:27.96</b>	<b>03.60</b>	<b>06.64</b>	<b>12.82</b>	0:59.36	1:00.48	0:59.08	0:05.03 [1]	<b>0:33.00 [1]</b>	<b>1:04.40 [1]</b>	<b>1:33.48 [1]</b>	<b>2:03.48</b>	1:58.44	1:57.58	<b>+4m</b>	<b>1.56m</b>
		Laura Wilson	Q1	Q1			204m	808m	805m	806m		80m	405m	403m	402m				
4	7	<b>FEAR THE POWER</b>	<b>53.82</b>	<b>0:28.71</b>	<b>03.81</b>	<b>07.23</b>	<b>14.18</b>	0:59.82	1:00.17	0:58.24	0:05.48 [7]	<b>0:34.19 [5]</b>	<b>1:05.30 [7]</b>	<b>1:34.36 [7]</b>	<b>2:03.55</b>	1:58.06	1:57.65	<b>+10m</b>	<b>2.55m</b>
		Leigh Sutton	Q1	Q1			204m	810m	809m	810m		81m	406m	404m	405m				
5	4	<b>WINGATE GUY</b>	<b>54.47</b>	<b>0:29.08</b>	<b>03.78</b>	<b>07.06</b>	<b>13.71</b>	0:59.85	0:59.85	0:59.18	0:05.31 [6]	<b>0:34.39 [6]</b>	<b>1:05.16 [6]</b>	<b>1:34.24 [6]</b>	<b>2:04.34</b>	1:59.03	1:58.41	<b>+32m</b>	<b>13.16m</b>
		Alex Ashwood	Q1	Q1			203m	817m	818m	823m		81m	410m	407m	410m				
6	6	<b>LUVERBOY</b>	<b>52.49</b>	<b>0:29.26</b>	<b>03.75</b>	<b>07.05</b>	<b>14.06</b>	0:59.40	0:59.31	0:59.86	0:05.26 [4]	<b>0:34.61 [7]</b>	<b>1:04.66 [2]</b>	<b>1:33.92 [3]</b>	<b>2:04.53</b>	1:59.26	1:58.58	<b>+26m</b>	<b>15.62m</b>
		Taylor Youl	Lead	Q3			205m	821m	815m	815m		80m	413m	408m	407m				
7	2	<b>HIGHVIEW HAMMER</b>	<b>56.12</b>	<b>0:29.08</b>	<b>03.64</b>	<b>06.83</b>	<b>13.28</b>	0:59.90	1:00.10	1:00.27	0:05.04 [2]	<b>0:34.13 [4]</b>	<b>1:04.95 [4]</b>	<b>1:34.23 [5]</b>	<b>2:05.22</b>	2:00.17	1:59.24	<b>+25m</b>	<b>24.88m</b>
		Corey Bell	Q1	Q1			204m	819m	816m	817m		80m	411m	408m	408m				

Note: Timing is based on positional data.

[ ] Indicates rank at the end of each section


--:-- No data available for this section

N/A Information not available

# Shepparton-Professional-2026-05-26

Race 6: MUNRO & ASSOCIATES CONVEYANCING PACE - 1690m

26 May 2026 - 7:30PM



HARNESS RACING VICTORIA



SHEPPARTON  
HARNESS RACING CLUB

**Scratched:** BET SHEZA LADY (3)

---

Note: Timing is based on positional data.

[ ] Indicates rank at the end of each section

--:-- No data available for this section


N/A Information not available

Data processed by  **TRIPLES DATA**

# Shepparton-Professional-2026-05-26

## Race 7: SADDLEWORLD SHEPPARTON TROT - 1690m

26 May 2026 - 8:00PM



HARNESS RACING VICTORIA



RANK	TAB	Horse/ Driver	Top Speed (Km/h)	Fastest Section	First 50m	First 100m	First 200m	First Half	Middle Half	Last Half	Lead Time 0:05.24	1st Quarter	2nd Quarter	3rd Quarter	4th Quarter	Last Mile	Mile Rate	Distance Travelled	Gross Time/ Margin
												0:36.54 (0:31.30)	1:08.27 (0:29.37)	1:37.64 (0:29.37)	2:08.74 (0:31.10)				
1	5	VAN DOREN	51.05	0:29.32	04.09	07.78	15.62	1:03.21	1:00.25	0:59.82	0:05.71 [6]	0:37.99 [5]	1:08.91 [5]	1:38.23 [4]	2:08.74	2:03.03	2:02.60	+27m	2:08.74
		Donna Castles	Q3	Q3			203m	817m	816m	818m		82m	409m	408m	407m				
2	2	STARLIGHT RED	51.84	0:29.37	03.90	07.24	14.37	1:03.04	1:01.10	1:00.77	0:05.24 [1]	0:36.54 [1]	1:08.27 [1]	1:37.64 [1]	2:09.04	2:03.81	2:02.88	+6m	3.96m
		Laura Wilson	Lead	Q3			202m	806m	807m	809m		81m	402m	404m	403m				
3	7	MONTANA MUSCLE	51.19	0:29.31	04.24	08.10	15.90	1:03.12	1:00.21	0:59.82	0:06.11 [8]	0:38.33 [6]	1:09.23 [6]	1:38.53 [6]	2:09.05	2:02.94	2:02.89	+31m	4.1m
		Gary Pekin	Q3	Q3			204m	817m	816m	821m		83m	409m	408m	408m				
4	6	SAINT EYES	50.69	0:29.42	04.09	07.85	15.75	1:03.51	0:59.93	0:59.91	0:05.74 [5]	0:38.75 [8]	1:09.26 [7]	1:38.68 [7]	2:09.18	2:03.42	2:03.02	+20m	5.91m
		Neil Caldwell	Q3	Q3			204m	816m	809m	813m		81m	412m	404m	404m				
5	4	LITTLE TEDEY	50.98	0:29.19	03.98	07.53	15.36	1:04.13	1:00.12	0:59.56	0:05.49 [3]	0:38.69 [7]	1:09.62 [8]	1:38.81 [8]	2:09.19	2:03.69	2:03.02	+36m	5.97m
		Austin Mifsud	Q3	Q3			204m	821m	817m	824m		81m	413m	408m	409m				
6	8	JILLIBY TOPGUN	50.80	0:29.33	04.09	07.57	14.99	1:02.74	1:00.27	1:00.65	0:05.87 [7]	0:37.67 [4]	1:08.62 [2]	1:37.94 [2]	2:09.26	2:03.39	2:03.08	+28m	6.88m
		Liam Older	Q3	Q3			203m	817m	815m	816m		85m	409m	408m	407m				
7	1	BET BET HOTSHOT	50.76	0:29.45	04.05	07.52	14.70	1:03.14	1:01.21	1:01.13	0:05.45 [4]	0:36.84 [2]	1:08.59 [3]	1:38.03 [3]	2:09.72	2:04.27	2:03.52	+2m	13.08m
		Abby Sanderson	Q3	Q3			202m	805m	805m	806m		81m	402m	402m	402m				

Note: Timing is based on positional data.

[ ] Indicates rank at the end of each section


-:--:- No data available for this section

N/A Information not available

# Shepparton-Professional-2026-05-26

## Race 7: SADDLEWORLD SHEPPARTON TROT - 1690m

26 May 2026 - 8:00PM



HARNESS RACING VICTORIA



RANK	TAB	Horse/ Driver	Top Speed (Km/h)	Fastest Section	First 50m	First 100m	First 200m	First Half	Middle Half	Last Half	Lead Time	1st Quarter	2nd Quarter	3rd Quarter	4th Quarter	Last Mile	Mile Rate	Distance Travelled	Gross Time/ Margin
			0:05.24	0:36.54 (0:31.30)	1:08.27 (0:31.73)	1:37.64 (0:29.37)	2:08.74 (0:31.10)												
8	3	TAKEN BY WINE	50.90	0:29.48	03.99	07.41	14.99	1:03.54	1:01.21	1:01.04	0:05.41 [2]	0:37.22 [3]	1:08.95 [4]	1:38.42 [5]	2:09.98	2:04.57	2:03.77	+8m	16.55m
		Jeremy Quinlan	Q1	Q3			203m	809m	807m	808m	81m	405m	404m	403m	405m				

Note: Timing is based on positional data.

[ ] Indicates rank at the end of each section

--:-- No data available for this section

N/A Information not available

# Shepparton-Professional-2026-05-26

## Race 8: NEATLINE MAIDEN TROT - 1690m

26 May 2026 - 8:30PM



HARNESS RACING VICTORIA



RANK	TAB	Horse/ Driver	Top Speed (Km/h)	Fastest Section	First 50m	First 100m	First 200m	First Half	Middle Half	Last Half	Lead Time 0:05.36	1st Quarter	2nd Quarter	3rd Quarter	4th Quarter	Last Mile	Mile Rate	Distance Travelled	Gross Time/ Margin
												0:35.54 (0:30.18)	1:07.26 (0:31.72)	1:38.16 (0:30.90)	2:09.46 (0:31.30)				
1	8	ALDEBARAN DENBAY	49.36	0:30.46	04.20	07.76	15.15	1:01.73	1:01.95	1:01.52	0:06.20 [7]	0:36.66 [4]	1:07.94 [5]	1:38.62 [2]	2:09.46	2:03.25	2:03.28	+18m	2:09.46
		David Miles	Q1	Q1			201m	809m	814m	814m	85m	402m	407m	407m	407m				
2	2	SEBS GAL	49.39	0:30.59	04.23	07.87	15.39	1:01.66	1:01.40	1:02.15	0:05.90 [6]	0:36.75 [5]	1:07.56 [3]	1:38.16 [1]	2:09.73	2:03.81	2:03.53	+18m	3.54m
		Tasmyn Potter	Q3	Q3			203m	818m	813m	810m	80m	410m	408m	405m	405m				
3	3	GREAT HORIZON	51.16	0:30.80	03.93	07.34	14.91	1:02.46	1:03.10	1:02.56	0:05.36 [1]	0:36.16 [3]	1:07.81 [4]	1:39.25 [4]	2:10.40	2:05.04	2:04.17	+9m	12.55m
		Neil McCallum	Lead	Q1			202m	805m	808m	814m	80m	402m	403m	405m	408m				
4	4	MISS KOMMUNICATION	50.44	0:30.19	03.96	07.40	14.72	1:02.09	1:03.80	1:02.99	0:05.46 [2]	0:35.65 [2]	1:07.55 [2]	1:39.45 [5]	2:10.55	2:05.08	2:04.32	+4m	14.62m
		Rodney Petroff	Lead	Q1			202m	808m	806m	806m	80m	405m	403m	402m	404m				
5	1	GALHALLA	50.51	0:29.80	04.12	07.63	15.00	1:01.52	1:03.39	1:04.01	0:05.74 [4]	0:35.54 [1]	1:07.26 [1]	1:38.94 [3]	2:11.28	2:05.53	2:05.03	+12m	24.55m
		John Newberry	Q1	Q1			204m	814m	807m	808m	80m	410m	404m	403m	405m				
6	5	SPESHAL	48.89	0:31.16	04.14	07.69	15.35	1:02.56	1:02.79	1:03.82	0:05.76 [5]	0:37.19 [6]	1:08.34 [6]	1:39.97 [6]	2:12.17	2:06.40	2:05.86	+16m	36.32m
		Peter Sanderson	Q1	Q2			205m	813m	809m	813m	80m	410m	403m	406m	407m				
7	6	LOLLY	49.61	0:29.88	04.02	07.53	14.91	1:06.30	1:00.56	1:01.31	0:05.59 [3]	0:41.21 [7]	1:11.88 [7]	1:41.77 [7]	2:13.20	2:07.61	2:06.83	+20m	50.04m
		Nathan Jack	Q3	Q3			206m	819m	809m	810m	81m	415m	405m	404m	406m				

Note: Timing is based on positional data.

[ ] Indicates rank at the end of each section


--:-- No data available for this section

N/A Information not available

# Shepparton-Professional-2026-05-26

Race 8: NEATLINE MAIDEN TROT - 1690m

26 May 2026 - 8:30PM



HARNESS RACING VICTORIA



SHEPPARTON

HARNESS RACING CLUB

**Scratched:** ALDEBARAN MIGUEL (7)

Note: Timing is based on positional data.

[ ] Indicates rank at the end of each section

--:-- No data available for this section


N/A Information not available

Data processed by  **TRIPLES DATA**

# Shepparton-Professional-2026-05-26

## Race 9: WAGER WEDNESDAY SHRC FACEBOOK MAIDEN PACE - 2190m

26 May 2026 - 9:00PM



HARNESS RACING VICTORIA



RANK	TAB	Horse/ Driver	Top Speed (Km/h)	Fastest Section	First 50m	First 100m	First 200m	First Half	Middle Half	Last Half	Lead Time 0:42.65	1st Quarter	2nd Quarter	3rd Quarter	4th Quarter	Last Mile	Mile Rate	Distance Travelled	Gross Time/ Margin
												1:15.17 (0:32.52)	1:46.64 (0:31.47)	2:16.15 (0:29.51)	2:46.28 (0:30.13)				
1	2	CAMERINA	56.63	0:29.49	03.74	06.85	13.01	1:03.98	1:00.96	0:59.21	0:43.08 [2]	1:15.59 [2]	1:47.06 [2]	2:16.55 [2]	2:46.28	2:03.19	2:02.19	+9m	2:46.28
		Laura Wilson	Lead	Q3			203m	809m	808m	810m	582m	405m	404m	404m	407m				
2	7	DIAMONDONTHEROCKS	58.57	0:29.52	03.65	06.69	12.67	1:03.98	1:00.98	1:00.65	0:42.65 [1]	1:15.17 [1]	1:46.64 [1]	2:16.15 [1]	2:47.28	2:04.63	2:02.93	+8m	13.57m
		David Miles	Lead	Q3			204m	809m	808m	808m	584m	405m	404m	404m	405m				
3	6	MAC JAMES	53.03	0:29.38	03.91	07.28	13.97	1:03.85	1:01.42	0:59.41	0:44.18 [5]	1:16.64 [5]	1:48.02 [6]	2:18.05 [6]	2:47.44	2:03.26	2:03.04	+9m	15.61m
		Sean O'Sullivan	Lead	Q4			205m	805m	807m	812m	584m	402m	403m	404m	408m				
4	5	LUNADIVA	51.48	0:29.70	04.12	07.74	14.79	1:03.78	1:01.07	0:59.78	0:44.60 [6]	1:17.02 [6]	1:48.39 [7]	2:18.10 [7]	2:48.18	2:03.56	2:03.59	+19m	25.56m
		Liam Older	Q3	Q3			203m	806m	812m	821m	582m	402m	404m	408m	413m				
5	3	ITS JUST RUBY	53.32	0:30.06	03.93	07.32	13.95	1:03.94	1:01.46	1:00.66	0:43.70 [4]	1:16.24 [4]	1:47.64 [4]	2:17.70 [4]	2:48.30	2:04.60	2:03.68	+2m	27.2m
		Leigh Sutton	Lead	Q3			202m	805m	805m	807m	581m	402m	402m	402m	405m				
6	4	COBARGO MILLY	50.00	0:29.99	04.03	07.56	14.60	1:02.75	1:00.70	1:01.43	0:45.07 [7]	1:17.11 [7]	1:47.82 [5]	2:17.81 [5]	2:49.25	2:04.18	2:04.38	+23m	39.94m
		Glenn Bull	Q3	Q3			204m	813m	814m	818m	584m	407m	407m	408m	410m				
7	1	MADDALEEZ	55.37	0:30.18	03.80	06.96	13.31	1:03.95	1:01.66	1:03.33	0:43.28 [3]	1:15.76 [3]	1:47.24 [3]	2:17.41 [3]	2:50.56	2:07.28	2:05.33	+3m	57.45m
		Peter Sanderson	Lead	Q3			203m	805m	805m	808m	582m	402m	403m	403m	405m				

Note: Timing is based on positional data.

[ ] Indicates rank at the end of each section

-:--:- No data available for this section

N/A Information not available