

Shepparton-Professional-2026-06-23

Race 1: THE CARRINGTON PACE - 1690m

23 June 2026 - 5:06PM



HARNESS RACING VICTORIA



RANK	TAB	Horse/ Driver	Top Speed (Km/h)	Fastest Section	First 50m	First 100m	First 200m	First Half	Middle Half	Last Half	Lead Time 0:04.93	1st Quarter	2nd Quarter	3rd Quarter	4th Quarter	Last Mile	Mile Rate	Distance Travelled	Gross Time/ Margin
												0:34.09 (0:29.16)	1:02.94 (0:28.85)	1:32.11 (0:29.17)	2:01.09 (0:28.98)				
1	4	POSTIT LAFITE	56.41	0:28.84	03.54	06.62	13.25	0:58.00	0:58.01	0:58.15	0:04.93 [1]	0:34.09 [1]	1:02.94 [1]	1:32.11 [1]	2:01.09	1:56.15	1:55.31	+6m	2:01.09
		Leigh Sutton	Lead	Q2			202m	808m	808m	807m	80m	403m	405m	404m	404m				
2	11	CATIES SON	53.53	0:28.24	03.83	07.24	14.48	0:58.10	0:58.02	0:57.40	0:05.79 [11]	0:35.04 [9]	1:03.90 [8]	1:33.06 [6]	2:01.30	1:55.50	1:55.51	+13m	2.83m
		Nathan Jack	Q4	Q4			204m	809m	808m	809m	86m	404m	405m	403m	405m				
3	1	WHATS GLENDA GOT	54.79	0:28.83	03.61	06.79	13.55	0:58.17	0:58.03	0:58.26	0:05.09 [3]	0:34.42 [4]	1:03.26 [3]	1:32.46 [2]	2:01.52	1:56.43	1:55.71	+5m	5.67m
		Ellen Tormey	Lead	Q2			202m	807m	808m	808m	80m	403m	404m	404m	404m				
4	8	ALL JOKIN ASIDE	54.25	0:28.88	03.75	06.97	13.84	0:58.01	0:58.03	0:58.60	0:05.59 [9]	0:34.72 [6]	1:03.59 [6]	1:32.75 [4]	2:02.20	1:56.61	1:56.37	+11m	14.9m
		Liam Older	Lead	Q2			201m	807m	808m	808m	86m	403m	404m	404m	404m				
5	5	REALLY SMARTIE	55.30	0:29.12	03.60	06.73	13.49	0:58.85	0:58.30	0:58.45	0:04.89 [2]	0:34.56 [5]	1:03.75 [7]	1:32.88 [5]	2:02.22	1:57.30	1:56.38	+26m	15.09m
		Ewa Justice	Lead	Q3			203m	817m	816m	819m	80m	408m	408m	408m	411m				
6	3	WINGATE GUY	52.09	0:28.78	03.75	07.10	14.26	0:58.94	0:57.93	0:58.68	0:05.19 [6]	0:35.36 [11]	1:04.14 [10]	1:33.28 [9]	2:02.82	1:57.62	1:56.96	+15m	23.23m
		Jordan Leedham	Lead	Q2			204m	818m	809m	807m	80m	412m	405m	403m	404m				
7	10	OUR CHEEKY DEVIL	52.78	0:29.14	03.86	07.22	14.17	0:58.63	0:58.51	0:58.83	0:05.71 [10]	0:35.20 [10]	1:04.34 [11]	1:33.71 [11]	2:03.17	1:57.46	1:57.29	+28m	27.91m
		Jeremy Quinlan	Q1	Q2			203m	818m	817m	815m	85m	408m	409m	408m	407m				

Note: Timing is based on positional data.

[] Indicates rank at the end of each section


--:-- No data available for this section

N/A Information not available

Shepparton-Professional-2026-06-23

Race 1: THE CARRINGTON PACE - 1690m

23 June 2026 - 5:06PM



HARNESS RACING VICTORIA



RANK	TAB	Horse/ Driver	Top Speed (Km/h)	Fastest Section	First 50m	First 100m	First 200m	First Half	Middle Half	Last Half	Lead Time 0:04.93	1st Quarter	2nd Quarter	3rd Quarter	4th Quarter	Last Mile	Mile Rate	Distance Travelled	Gross Time/ Margin
												0:34.09 (0:29.16)	1:02.94 (0:28.85)	1:32.11 (0:29.17)	2:01.09 (0:28.98)				
8	2	TOBYS SHOUT	54.22	0:29.16	03.64	06.86	13.76	0:58.96	0:58.62	0:59.71	0:05.05 [5]	0:34.85 [8]	1:04.01 [9]	1:33.47 [10]	2:03.72	1:58.67	1:57.81	+30m	35.2m
		Abby Sanderson	Lead	Q2			203m	817m	818m	822m	81m	408m	409m	409m	413m				
9	9	FLIGHT LOUTENANT	54.40	0:28.46	03.72	06.92	13.85	0:57.67	0:57.93	1:00.62	0:05.45 [8]	0:34.66 [7]	1:03.12 [2]	1:32.59 [3]	2:03.74	1:58.28	1:57.83	+33m	35.51m
		Alex Ashwood	Q2	Q2			203m	822m	820m	815m	85m	411m	411m	408m	407m				
10	6	ELIZAJANE	53.53	0:29.18	03.64	06.91	13.77	0:58.42	0:59.00	1:00.47	0:05.10 [4]	0:34.33 [2]	1:03.52 [5]	1:33.34 [8]	2:03.99	1:58.89	1:58.07	+27m	38.87m
		Tasmyn Potter	Lead	Q2			205m	819m	815m	817m	80m	411m	408m	407m	410m				
11	7	RETURN SERVE	53.39	0:28.88	03.75	07.15	13.99	0:57.87	0:58.70	1:00.85	0:05.38 [7]	0:34.37 [3]	1:03.24 [4]	1:33.07 [7]	2:04.10	1:58.72	1:58.18	+29m	40.38m
		Casey Leijen	Q1	Q2			207m	823m	815m	815m	81m	415m	408m	407m	408m				

Note: Timing is based on positional data.

[] Indicates rank at the end of each section

-:--:- No data available for this section

N/A Information not available

Shepparton-Professional-2026-06-23

Race 2: MUNRO & ASSOCIATES CONVEYANCING MAIDEN PACE - 1690m

23 June 2026 - 5:39PM



HARNESS RACING VICTORIA



RANK	TAB	Horse/ Driver	Top Speed (Km/h)	Fastest Section	First 50m	First 100m	First 200m	First Half	Middle Half	Last Half	Lead Time 0:05.03	1st Quarter	2nd Quarter	3rd Quarter	4th Quarter	Last Mile	Mile Rate	Distance Travelled	Gross Time/ Margin
												0:34.55 (0:29.52)	1:04.45 (0:29.90)	1:32.79 (0:28.34)	2:02.67 (0:29.88)				
1	1	MAJOR EASTWOOD	56.30	0:28.34	03.77	06.92	13.10	0:59.55	0:58.27	0:57.90	0:05.20 [2]	0:34.82 [3]	1:04.76 [3]	1:33.10 [3]	2:02.67	1:57.45	1:56.81	+9m	2:02.67
		Leigh Sutton	Q1	Q3			203m	809m	810m	810m	81m	403m	406m	404m	405m				
2	5	THE TRAWLER	53.50	0:28.63	03.88	07.24	14.04	0:59.82	0:58.89	0:57.56	0:05.36 [4]	0:34.93 [4]	1:05.19 [6]	1:33.82 [5]	2:02.76	1:57.38	1:56.90	+28m	1.27m
		Liam Older	Q4	Q3			204m	820m	819m	818m	81m	410m	410m	409m	409m				
3	4	BUNGY	56.63	0:28.35	03.67	06.74	12.86	0:59.41	0:58.25	0:58.73	0:05.03 [1]	0:34.55 [1]	1:04.45 [1]	1:32.79 [1]	2:03.18	1:58.14	1:57.30	+10m	6.81m
		John Caldwell	Q1	Q3			203m	810m	811m	810m	81m	404m	406m	405m	405m				
4	6	ELLIANA	52.88	0:28.72	04.12	07.56	14.30	0:59.75	0:58.66	0:57.89	0:05.76 [6]	0:35.56 [7]	1:05.51 [7]	1:34.23 [7]	2:03.40	1:57.64	1:57.51	+11m	9.87m
		Tasmyn Potter	Q1	Q3			202m	809m	810m	811m	81m	404m	405m	405m	407m				
5	10	JASPER JAY	52.78	0:28.73	04.30	07.92	15.36	0:59.05	0:58.47	0:57.93	0:06.54 [11]	0:35.85 [8]	1:05.57 [8]	1:34.31 [8]	2:03.51	1:56.98	1:57.61	+34m	11.3m
		Damian Wilson	Q4	Q3			203m	817m	818m	819m	87m	408m	409m	409m	410m	1636m			
6	3	EEBEEBEE	55.30	0:28.46	03.83	07.13	13.46	0:59.30	0:58.32	0:58.99	0:05.28 [3]	0:34.73 [2]	1:04.59 [2]	1:33.05 [2]	2:03.57	1:58.28	1:57.68	+22m	12.18m
		Mark Pitt	Q1	Q3			203m	817m	817m	815m	80m	408m	409m	408m	407m				
7	7	HEAVENLY NIKKY	52.20	0:28.82	04.07	07.70	15.24	0:59.99	0:58.45	0:57.74	0:05.95 [7]	0:36.31 [9]	1:05.95 [9]	1:34.76 [9]	2:03.69	1:57.73	1:57.78	+20m	13.71m
		Rita Burnett	Q4	Q3			205m	815m	811m	813m	82m	409m	406m	406m	408m				

Note: Timing is based on positional data.

[] Indicates rank at the end of each section

--:-- No data available for this section

N/A Information not available

Shepparton-Professional-2026-06-23

Race 2: MUNRO & ASSOCIATES CONVEYANCING MAIDEN PACE - 1690m

23 June 2026 - 5:39PM



HARNESS RACING VICTORIA



RANK	TAB	Horse/ Driver	Top Speed (Km/h)	Fastest Section	First 50m	First 100m	First 200m	First Half	Middle Half	Last Half	Lead Time	1st Quarter	2nd Quarter	3rd Quarter	4th Quarter	Last Mile	Mile Rate	Distance Travelled	Gross Time/ Margin
												0:34.55 (0:29.52)	1:04.45 (0:29.90)	1:32.79 (0:28.34)	2:02.67 (0:29.88)				
8	9	BIG NIK	53.24	0:28.73	04.11	07.52	14.70	0:58.75	0:58.37	0:59.87	0:06.13 [9]	0:35.24 [6]	1:04.89 [4]	1:33.62 [4]	2:04.77	1:58.62	1:58.81	+29m	28.12m
		Shane Sanderson	Q1	Q3			203m	820m	817m	811m	87m	411m	410m	407m	404m				
9	11	GOODMORNING MIKI	53.06	0:28.82	04.00	07.41	16.16	0:59.59	0:57.81	1:00.67	0:06.27 [10]	0:37.05 [10]	1:05.86 [10]	1:34.85 [10]	2:06.54	2:00.26	2:00.50	+36m	51.97m
		Ryan Sanderson	Q2	Q2			204m	816m	819m	819m	91m	407m	410m	409m	410m				
10	2	IM HELLS BELLE	54.43	0:27.99	04.21	08.08	17.20	1:02.84	0:58.52	0:58.36	0:05.97 [8]	0:38.28 [11]	1:08.81 [11]	1:36.80 [11]	2:07.18	2:01.20	2:01.11	+14m	60.54m
		Alex Ashwood	Q3	Q3			208m	815m	808m	809m	80m	411m	404m	404m	405m				
11	8	DIAMOND LOU	54.90	0:29.04	03.87	07.06	13.65	0:59.53	0:59.00	1:04.51	0:05.47 [5]	0:35.05 [5]	1:05.01 [5]	1:34.05 [6]	2:09.52	2:04.04	2:03.33	+12m	91.86m
		David Miles	Q1	Q3			201m	809m	809m	808m	85m	403m	406m	404m	404m				

Note: Timing is based on positional data.

[] Indicates rank at the end of each section

-:--:- No data available for this section

N/A Information not available

Shepparton-Professional-2026-06-23

Race 3: HYGAIN PACE - 1690m

23 June 2026 - 6:08PM



HARNESS RACING VICTORIA



RANK	TAB	Horse/ Driver	Top Speed (Km/h)	Fastest Section	First 50m	First 100m	First 200m	First Half	Middle Half	Last Half	Lead Time 0:04.92	1st Quarter	2nd Quarter	3rd Quarter	4th Quarter	Last Mile	Mile Rate	Distance Travelled	Gross Time/ Margin
												0:34.80 (0:29.88)	1:06.00 (0:31.20)	1:33.91 (0:27.91)	2:02.93 (0:29.02)				
1	7	ALIZA HILL	57.56	0:27.91	03.62	06.65	13.26	1:01.08	0:59.11	0:56.88	0:04.92 [1]	0:34.80 [1]	1:06.00 [1]	1:33.91 [1]	2:02.89	1:57.96	1:57.02	+8m	2:02.89
		James Herbertson	Q1	Q3			202m	808m	809m	809m	81m	403m	405m	404m	404m				
2	1	DENNY ROCKS	54.47	0:27.89	03.82	07.04	13.63	1:01.08	0:59.04	0:56.54	0:05.30 [4]	0:35.23 [2]	1:06.38 [3]	1:34.27 [4]	2:02.93	1:57.62	1:57.06	+9m	0.6m
		John Caldwell	Q1	Q3			202m	808m	809m	810m	81m	403m	405m	404m	406m				
3	5	IM DUSTEE	54.36	0:27.91	03.92	07.25	13.96	1:00.69	0:58.78	0:56.86	0:05.47 [6]	0:35.28 [3]	1:06.15 [2]	1:34.06 [2]	2:03.02	1:57.55	1:57.15	+25m	1.85m
		Ryan Sanderson	Q3	Q3			204m	819m	817m	814m	81m	411m	409m	408m	406m				
4	4	THE GOLDEN HOOK	54.76	0:27.91	03.74	06.90	13.46	1:01.30	0:58.77	0:56.56	0:05.18 [2]	0:35.62 [5]	1:06.48 [4]	1:34.39 [5]	2:03.05	1:57.86	1:57.17	+24m	2.16m
		Tasmyn Potter	Q1	Q3			203m	817m	816m	816m	81m	409m	408m	408m	408m				
5	3	FEEL THE REIGN	54.68	0:27.88	03.79	06.98	13.86	1:01.46	0:59.02	0:56.34	0:05.28 [3]	0:35.60 [4]	1:06.74 [5]	1:34.62 [7]	2:03.08	1:57.80	1:57.20	+10m	2.56m
		Jack Laugher	Q1	Q3			202m	808m	809m	811m	81m	404m	405m	404m	407m				
6	9	CO CAPTAIN	55.58	0:27.36	03.81	07.01	14.04	1:01.16	0:58.16	0:56.35	0:05.60 [7]	0:35.95 [6]	1:06.75 [6]	1:34.11 [3]	2:03.10	1:57.51	1:57.22	+35m	2.9m
		Chris Svanosio	Q3	Q3			204m	818m	819m	821m	86m	409m	409m	410m	411m				
7	10	OWEN THE SAINTS	55.48	0:27.45	04.08	07.59	14.75	1:01.07	0:57.97	0:56.05	0:06.09 [9]	0:36.64 [8]	1:07.15 [8]	1:34.61 [8]	2:03.21	1:57.12	1:57.33	+26m	4.33m
		Ellen Tormey	Q3	Q3			203m	816m	813m	814m	86m	410m	407m	406m	407m				

Note: Timing is based on positional data.

[] Indicates rank at the end of each section


-:--:- No data available for this section

N/A Information not available

Shepparton-Professional-2026-06-23

Race 3: HYGAIN PACE - 1690m

23 June 2026 - 6:08PM



HARNESS RACING VICTORIA



RANK	TAB	Horse/ Driver	Top Speed (Km/h)	Fastest Section	First 50m	First 100m	First 200m	First Half	Middle Half	Last Half	Lead Time	1st Quarter	2nd Quarter	3rd Quarter	4th Quarter	Last Mile	Mile Rate	Distance Travelled	Gross Time/ Margin
												0:34.80 (0:29.88)	1:06.00 (0:31.20)	1:33.91 (0:27.91)	2:02.93 (0:29.02)				
8	6	MUSSEL SHOALS	54.65	0:27.46	03.83	07.11	14.13	1:02.26	0:58.07	0:56.01	0:05.37 [5]	0:37.02 [9]	1:07.63 [9]	1:35.08 [9]	2:03.64	1:58.27	1:57.74	+28m	10.12m
		Donna Castles	Q3	Q3			205m	822m	815m	814m	81m	414m	408m	407m	407m				
9	8	FLIP A COIN	55.84	0:27.41	04.01	07.32	14.38	1:01.07	0:58.18	0:56.74	0:05.99 [8]	0:36.28 [7]	1:07.06 [7]	1:34.47 [6]	2:03.81	1:57.81	1:57.90	+37m	12.42m
		Liam Older	Q3	Q3			203m	818m	819m	821m	88m	409m	409m	410m	411m				

Scratched: RUBY WINGATE (2)

Note: Timing is based on positional data.

[] Indicates rank at the end of each section

-:--:- No data available for this section

N/A Information not available

Shepparton-Professional-2026-06-23

Race 4: BOOK NOW FOR XMAS ON 28TH JULY PACE - 1690m

23 June 2026 - 6:32PM



HARNESS RACING VICTORIA



RANK	TAB	Horse/ Driver	Top Speed (Km/h)	Fastest Section	First 50m	First 100m	First 200m	First Half	Middle Half	Last Half	Lead Time 0:04.93	1st Quarter	2nd Quarter	3rd Quarter	4th Quarter	Last Mile	Mile Rate	Distance Travelled	Gross Time/ Margin
												0:34.06 (0:29.13)	1:05.17 (0:31.11)	1:33.86 (0:28.69)	2:03.73 (0:29.87)				
1	7	HIGHVIEW HAMMER	57.31	0:28.68	03.62	06.68	12.84	1:00.47	0:59.75	0:58.34	0:04.93 [2]	0:34.33 [2]	1:05.40 [3]	1:34.07 [2]	2:03.73	1:58.81	1:57.83	+11m	2:03.73
		Corey Bell	Q1	Q3			203m	809m	809m	812m		80m	404m	405m	404m				
2	5	OUR MYSTERY BET	53.93	0:28.83	03.75	06.97	13.76	1:00.12	0:59.30	0:58.62	0:05.23 [5]	0:34.88 [5]	1:05.35 [2]	1:34.18 [3]	2:03.97	1:58.74	1:58.05	+25m	3.21m
		Juanita Breen	Q1	Q3			205m	821m	814m	813m		80m	414m	408m	407m				
3	6	MISS HERMES	51.91	0:28.75	03.95	07.47	14.75	1:00.41	0:59.60	0:57.98	0:05.62 [8]	0:35.19 [7]	1:06.04 [8]	1:34.79 [7]	2:04.02	1:58.39	1:58.10	+11m	3.85m
		Cameron Maggs	Q3	Q3			203m	811m	809m	810m		80m	406m	405m	404m				
4	1	ATOMIC GLORY	54.18	0:28.71	03.85	07.13	13.66	1:00.37	0:59.77	0:58.31	0:05.48 [6]	0:34.80 [3]	1:05.86 [5]	1:34.56 [4]	2:04.17	1:58.68	1:58.24	+8m	5.89m
		Sean O'Sullivan	Q1	Q3			202m	808m	808m	810m		80m	403m	405m	404m				
5	4	ALCATRAZ GIRL	57.71	0:28.69	03.56	06.57	12.70	1:00.23	0:59.79	0:59.03	0:04.93 [1]	0:34.06 [1]	1:05.17 [1]	1:33.86 [1]	2:04.20	1:59.26	1:58.27	+7m	6.21m
		Glenn Bull	Q1	Q3			203m	808m	809m	809m		80m	403m	405m	404m				
6	9	KRAKEY	52.67	0:28.64	03.83	07.14	14.00	1:00.44	0:59.28	0:59.61	0:05.57 [7]	0:35.38 [8]	1:06.01 [7]	1:34.66 [5]	2:05.63	2:00.05	1:59.63	+30m	25.44m
		Damian Wilson	Q1	Q3			203m	818m	819m	818m		83m	408m	410m	409m				
7	3	IAMAWINGATE	54.22	0:29.05	03.74	06.96	13.46	1:00.76	0:59.93	0:59.71	0:05.16 [3]	0:35.04 [6]	1:05.92 [6]	1:34.98 [8]	2:05.64	2:00.47	1:59.64	+26m	25.49m
		James Herbertson	Q1	Q3			203m	817m	816m	819m		80m	408m	408m	407m				

Note: Timing is based on positional data.

[] Indicates rank at the end of each section


--:-- No data available for this section

N/A Information not available

Shepparton-Professional-2026-06-23

Race 4: BOOK NOW FOR XMAS ON 28TH JULY PACE - 1690m

23 June 2026 - 6:32PM



HARNESS RACING VICTORIA



RANK	TAB	Horse/ Driver	Top Speed (Km/h)	Fastest Section	First 50m	First 100m	First 200m	First Half	Middle Half	Last Half	Lead Time	1st Quarter	2nd Quarter	3rd Quarter	4th Quarter	Last Mile	Mile Rate	Distance Travelled	Gross Time/ Margin
												0:04.93	0:34.06 (0:29.13)	1:05.17 (0:31.11)	1:33.86 (0:28.69)				
8	2	WHERES WOOD WOOD	54.14	0:29.15	03.76	06.97	13.54	1:00.47	1:00.01	1:00.00	0:05.22 [4]	0:34.82 [4]	1:05.68 [4]	1:34.83 [6]	2:05.69	2:00.47	1:59.69	+16m	26.29m
		Nathan Jack	Q1	Q3			203m	814m	814m	812m	80m	407m	408m	406m	406m				
9	8	OUR TRUE COLOURS	52.52	0:28.70	03.91	07.26	14.36	1:00.59	0:59.32	0:59.38	0:05.72 [9]	0:35.69 [9]	1:06.32 [9]	1:35.02 [9]	2:05.71	1:59.97	1:59.71	+35m	26.49m
		John Caldwell	Q3	Q3			203m	820m	821m	821m	84m	410m	411m	411m	410m				

Note: Timing is based on positional data.

[] Indicates rank at the end of each section

--:--:-- No data available for this section

N/A Information not available

Shepparton-Professional-2026-06-23

Race 5: NEATLINE PACE - 2190m

23 June 2026 - 7:00PM



HARNESS RACING VICTORIA



RANK	TAB	Horse/ Driver	Top Speed (Km/h)	Fastest Section	First 50m	First 100m	First 200m	First Half	Middle Half	Last Half	Lead Time 0:41.97	1st Quarter	2nd Quarter	3rd Quarter	4th Quarter	Last Mile	Mile Rate	Distance Travelled	Gross Time/ Margin
												1:13.19 (0:31.22)	1:44.21 (0:29.73)	2:13.94 (0:29.73)	2:44.82 (0:30.88)				
1	5	FAKE COLLECTION	56.20	0:29.46	03.77	06.91	13.49	1:02.20	1:00.47	0:59.94	0:42.67 [4]	1:13.86 [4]	1:44.88 [4]	2:14.34 [2]	2:44.82	2:02.14	2:01.12	+17m	2:44.82
		Nathan Jack	Lead	Q3			202m	808m	811m	815m	584m	404m	405m	407m	408m				
2	6	MIKI MARK	53.86	0:29.74	03.87	07.20	13.97	1:02.24	1:00.76	1:00.69	0:41.97 [1]	1:13.19 [1]	1:44.21 [1]	2:13.94 [1]	2:44.89	2:02.93	2:01.17	+20m	0.93m
		Rita Burnett	Lead	Q3			205m	809m	809m	809m	592m	404m	405m	404m	404m				
3	8	VERY TEMPTING	53.78	0:29.53	03.96	07.24	14.00	1:02.12	1:00.27	1:00.28	0:42.84 [5]	1:14.22 [5]	1:44.96 [5]	2:14.50 [4]	2:45.26	2:02.41	2:01.44	+36m	5.97m
		James Herbertson	Lead	Q3			204m	817m	820m	815m	593m	409m	409m	411m	404m				
4	4	BLUE OCEAN	52.09	0:29.42	03.95	07.31	14.34	1:02.22	1:00.33	1:00.18	0:43.50 [8]	1:14.81 [8]	1:45.72 [8]	2:15.14 [5]	2:45.90	2:02.40	2:01.91	+41m	14.43m
		Glenn Bull	Lead	Q3			206m	819m	819m	819m	593m	409m	409m	410m	409m				
5	2	STANDANDELIVER	53.60	0:29.77	03.89	07.16	13.85	1:02.17	1:00.66	1:01.56	0:42.42 [3]	1:13.71 [3]	1:44.60 [3]	2:14.37 [3]	2:46.17	2:03.74	2:02.11	+26m	18.14m
		Sean O'Sullivan	Lead	Q3			203m	817m	814m	810m	589m	409m	408m	406m	404m				
6	1	LILNOVA	52.60	0:30.31	03.93	07.27	14.02	1:02.19	1:01.31	1:02.21	0:42.95 [6]	1:14.14 [6]	1:45.13 [6]	2:15.45 [8]	2:47.35	2:04.40	2:02.98	+10m	33.96m
		Leigh Sutton	Lead	Q3			202m	808m	808m	810m	583m	403m	405m	404m	406m				
7	3	THE ACCIDENTAL ONE	51.19	0:30.02	03.96	07.39	14.41	1:02.20	1:00.91	1:02.53	0:43.11 [7]	1:14.42 [7]	1:45.31 [7]	2:15.33 [7]	2:47.84	2:04.73	2:03.33	+34m	40.49m
		Jack Laugher	Lead	Q3			204m	819m	817m	814m	592m	409m	409m	407m	406m				

Note: Timing is based on positional data.

[] Indicates rank at the end of each section

--:--:-- No data available for this section

N/A Information not available

Shepparton-Professional-2026-06-23

Race 5: NEATLINE PACE - 2190m

23 June 2026 - 7:00PM



HARNESS RACING VICTORIA



RANK	TAB	Horse/ Driver	Top Speed (Km/h)	Fastest Section	First 50m	First 100m	First 200m	First Half	Middle Half	Last Half	Lead Time	1st Quarter	2nd Quarter	3rd Quarter	4th Quarter	Last Mile	Mile Rate	Distance Travelled	Gross Time/ Margin
												0:41.97	1:13.19 (0:31.22)	1:44.21 (0:31.02)	2:13.94 (0:29.73)				
8	7	THE TOOTH FAIRY	56.95	0:30.57	03.66	06.72	13.23	1:02.23	1:01.61	1:04.11	0:42.37 [2]	1:13.55 [2]	1:44.59 [2]	2:15.16 [6]	2:48.70	2:06.34	2:03.97	+13m	52.1m
		Alex Ashwood	Lead	Q3			203m	810m	809m	809m	584m	404m	405m	404m	405m				

Note: Timing is based on positional data.

[] Indicates rank at the end of each section

--:-- No data available for this section

N/A Information not available

Shepparton-Professional-2026-06-23

Race 6: SADDLEWORLD SHEPPARTON TROT - 2190m

23 June 2026 - 7:31PM



HARNESS RACING VICTORIA



RANK	TAB	Horse/ Driver	Top Speed (Km/h)	Fastest Section	First 50m	First 100m	First 200m	First Half	Middle Half	Last Half	Lead Time 0:44.50	1st Quarter	2nd Quarter	3rd Quarter	4th Quarter	Last Mile	Mile Rate	Distance Travelled	Gross Time/ Margin
												1:15.87 (0:31.37)	1:47.77 (0:31.90)	2:17.60 (0:29.83)	2:47.64 (0:30.04)				
1	6	JILLIBY TOPGUN	50.11	0:29.83	03.87	07.33	14.59	1:03.27	1:01.73	0:59.86	0:44.50 [1]	1:15.87 [1]	1:47.77 [1]	2:17.60 [1]	2:47.64	2:03.13	2:03.19	+10m	2:47.64
		Tasmyn Potter	Lead	Q3			203m	807m	808m	808m		585m	403m	405m	404m				
2	5	VAN DOREN	51.16	0:29.59	04.01	07.59	15.51	1:01.90	1:00.37	0:59.30	0:46.94 [7]	1:18.05 [6]	1:48.82 [5]	2:18.42 [5]	2:48.13	2:01.20	2:03.55	+17m	6.62m
		Donna Castles	Q3	Q3			205m	808m	808m	810m		589m	404m	404m	404m				
3	1	STARLIGHT RED	52.27	0:29.83	03.86	07.18	14.60	1:03.26	1:01.73	1:00.46	0:44.83 [2]	1:16.19 [2]	1:48.08 [2]	2:17.91 [2]	2:48.54	2:03.72	2:03.85	+6m	12.08m
		Laura Wilson	Lead	Q3			202m	807m	808m	807m		582m	403m	404m	404m				
4	2	SUZYS DREAM	50.15	0:29.90	04.05	07.61	15.00	1:03.23	1:01.81	1:00.33	0:45.27 [3]	1:16.59 [3]	1:48.50 [4]	2:18.40 [4]	2:48.84	2:03.56	2:04.07	+14m	16.07m
		Doc Wilson	Q3	Q3			201m	807m	810m	813m		584m	403m	404m	406m				
5	8	JETAWAY SAINT	50.47	0:29.53	04.08	07.67	15.31	1:02.82	1:01.07	1:00.54	0:45.62 [4]	1:16.90 [4]	1:48.44 [3]	2:17.98 [3]	2:49.00	2:03.36	2:04.19	+23m	18.23m
		Jack Laugher	Q3	Q3			202m	811m	815m	814m		588m	403m	408m	408m				
6	4	ALDEBARAN DENBAY	51.37	0:29.22	03.92	08.24	19.10	0:59.66	1:01.84	1:05.88	0:50.07 [8]	1:19.28 [8]	1:49.73 [7]	2:21.14 [6]	2:55.62	2:05.54	2:09.05	+19m	106.98m
		David Miles	Lead	Q1			202m	811m	812m	811m		586m	405m	406m	406m				
7	7	MAJESTIC CHARMA	49.61	0:31.11	04.02	07.70	15.67	1:02.30	1:05.37	1:06.83	0:46.59 [6]	1:17.70 [5]	1:48.89 [6]	2:23.08 [7]	2:55.74	2:09.13	2:09.14	+41m	108.57m
		James Herbertson	Q3	Q1			204m	812m	825m	832m		588m	404m	407m	417m				

Note: Timing is based on positional data.

[] Indicates rank at the end of each section

--:-- No data available for this section

N/A Information not available

Shepparton-Professional-2026-06-23

Race 6: SADDLEWORLD SHEPPARTON TROT - 2190m

23 June 2026 - 7:31PM



HARNESS RACING VICTORIA



RANK	TAB	Horse/ Driver	Top Speed (Km/h)	Fastest Section	First 50m	First 100m	First 200m	First Half	Middle Half	Last Half	Lead Time	1st Quarter	2nd Quarter	3rd Quarter	4th Quarter	Last Mile	Mile Rate	Distance Travelled	Gross Time/ Margin
												0:44.50	1:15.87 (0:31.37)	1:47.77 (0:31.90)	2:17.60 (0:29.83)				
8	3	IM IN STYLE Nathan Jack	48.82	0:31.94	04.03	07.57	15.18	1:12.48	1:11.33	1:04.36	0:45.92 [5]	1:19.00 [7]	1:58.39 [8]	2:30.34 [8]	3:02.76	2:16.84	2:14.30	+26m	202.75m
			Lead	Q3			203m	817m	815m	811m		588m	408m	410m	406m				

Note: Timing is based on positional data.

[] Indicates rank at the end of each section

--:-- No data available for this section

N/A Information not available

Shepparton-Professional-2026-06-23

Race 7: WILLOWOOD FARM PACE - 2190m

23 June 2026 - 8:00PM



HARNESS RACING VICTORIA



RANK	TAB	Horse/ Driver	Top Speed (Km/h)	Fastest Section	First 50m	First 100m	First 200m	First Half	Middle Half	Last Half	Lead Time 0:42.92	1st Quarter	2nd Quarter	3rd Quarter	4th Quarter	Last Mile	Mile Rate	Distance Travelled	Gross Time/ Margin
												1:12.77 (0:29.85)	1:42.81 (0:30.04)	2:10.92 (0:28.11)	2:40.00 (0:29.08)				
1	6	WITH IN REASON	53.14	0:28.11	03.89	07.22	14.22	0:59.90	0:58.16	0:57.19	0:42.92 [1]	1:12.77 [1]	1:42.81 [1]	2:10.92 [1]	2:40.00	1:57.09	1:57.58	+19m	2:40.00
		Donna Castles	Q3	Q3			204m	808m	808m	808m		592m	404m	404m	404m				
2	5	DRESSED IN GOLD NZ	57.71	0:28.22	03.67	06.68	13.31	1:00.19	0:58.25	0:57.38	0:42.92 [2]	1:13.09 [2]	1:43.11 [3]	2:11.34 [2]	2:40.50	1:57.56	1:57.94	+13m	6.68m
		Ewa Justice	Lead	Q3			203m	808m	808m	810m		585m	403m	405m	404m				
3	7	SHARP INTEREST	53.35	0:28.22	03.80	07.23	14.67	0:59.65	0:58.01	0:57.31	0:43.65 [6]	1:13.52 [5]	1:43.31 [4]	2:11.53 [4]	2:40.62	1:56.96	1:58.03	+36m	8.29m
		Nathan Jack	Q3	Q3			205m	817m	817m	817m		592m	408m	409m	408m				
4	1	OH SWEET CREATURE	53.50	0:28.28	03.88	07.14	13.97	1:00.05	0:58.00	0:57.41	0:43.57 [5]	1:13.91 [6]	1:43.63 [6]	2:11.91 [6]	2:41.05	1:57.46	1:58.34	+27m	14.01m
		Liam Older	Lead	Q3			203m	814m	817m	818m		586m	405m	409m	408m				
5	2	GUEST ARTIST NZ	52.52	0:28.36	03.97	07.36	14.43	0:59.71	0:58.15	0:59.06	0:43.35 [4]	1:13.26 [3]	1:43.05 [2]	2:11.41 [3]	2:42.12	1:58.77	1:59.14	+31m	28.44m
		Alex Ashwood	Q3	Q3			203m	817m	815m	813m		591m	408m	408m	407m				
6	3	WONGA LAKE	52.67	0:28.26	04.06	07.59	14.78	0:59.79	0:57.93	0:58.39	0:43.97 [7]	1:14.09 [7]	1:43.76 [7]	2:12.02 [7]	2:42.15	1:58.18	1:59.15	+12m	28.74m
		Rebecca Bartley	Q3	Q3			203m	808m	808m	808m		586m	404m	404m	404m				
7	4	SPIRIT OF SAHARA	55.66	0:28.23	03.67	06.81	13.65	1:00.18	0:58.22	0:58.79	0:43.28 [3]	1:13.47 [4]	1:43.46 [5]	2:11.69 [5]	2:42.26	1:58.97	1:59.24	+10m	30.31m
		Abby Sanderson	Lead	Q3			203m	808m	808m	807m		585m	403m	405m	404m				

Note: Timing is based on positional data.

[] Indicates rank at the end of each section

--:-- No data available for this section

N/A Information not available

Shepparton-Professional-2026-06-23

Race 8: WAGER WEDNESDAY SHRC FACEBOOK PACE - 2190m

23 June 2026 - 8:30PM



HARNESS RACING VICTORIA



SHEPPARTON
HARNESS RACING CLUB

RANK	TAB	Horse/ Driver	Top Speed (Km/h)	Fastest Section	First 50m	First 100m	First 200m	First Half	Middle Half	Last Half	Lead Time 0:41.13	1st Quarter	2nd Quarter	3rd Quarter	4th Quarter	Last Mile	Mile Rate	Distance Travelled	Gross Time/ Margin
												1:10.89 (0:29.76)	1:42.52 (0:31.63)	2:12.66 (0:30.14)	2:41.54 (0:28.88)				
1	4	PEARL OF PHILTRA	53.06	0:28.37	04.14	07.76	15.25	1:00.89	1:00.99	0:58.08	0:42.56 [5]	1:12.18 [5]	1:43.46 [6]	2:13.17 [4]	2:41.54	1:58.97	1:58.70	+28m	2:41.54
		James Herbertson	Q4	Q4			203m	813m	818m	818m		587m	404m	409m	409m				
2	3	THE KING OFTHEROAD	52.27	0:28.80	04.13	07.64	14.84	1:00.96	1:01.04	0:58.63	0:42.12 [4]	1:11.87 [4]	1:43.09 [4]	2:12.92 [3]	2:41.72	1:59.59	1:58.84	+21m	2.44m
		Nathan Jack	Q3	Q4			203m	812m	815m	814m		586m	404m	408m	407m				
3	1	AUSSIE JAY MAC NZ	55.26	0:29.50	03.95	07.28	13.93	1:01.63	1:01.39	0:59.23	0:41.30 [2]	1:11.27 [2]	1:42.94 [3]	2:12.66 [1]	2:42.17	2:00.86	1:59.17	+10m	8.44m
		Leigh Sutton	Lead	Q4			202m	808m	809m	809m		584m	404m	404m	404m				
4	2	FENWAY PARK	52.85	0:29.48	04.01	07.39	14.43	1:01.20	1:01.09	0:59.33	0:41.65 [3]	1:11.62 [3]	1:42.85 [2]	2:12.70 [2]	2:42.19	2:00.53	1:59.18	+20m	8.77m
		Mark Pitt	Lead	Q4			203m	811m	815m	814m		584m	403m	408m	407m				
5	5	MADDALEEZ	51.84	0:29.01	04.17	07.90	15.69	0:59.72	1:00.68	1:01.52	0:43.43 [6]	1:12.43 [6]	1:43.15 [5]	2:13.12 [5]	2:44.67	2:01.24	2:01.00	+15m	41.98m
		Ryan Sanderson	Q1	Q1			202m	808m	808m	810m		587m	404m	404m	404m				
6	7	FIFTY SEVEN CHEVY	54.50	0:29.76	03.87	07.13	13.86	1:01.39	1:02.66	1:03.65	0:41.13 [1]	1:10.89 [1]	1:42.52 [1]	2:13.55 [6]	2:46.18	2:05.04	2:02.11	+17m	62.2m
		Rita Burnett	Lead	Q1			203m	808m	809m	810m		589m	404m	404m	405m				

Scratched: BET ON ACES (6)

Note: Timing is based on positional data.

[] Indicates rank at the end of each section

--:--:-- No data available for this section

N/A Information not available

Data processed by  TRIPLESDATA