

Shepparton-Professional-2026-04-21

Race 1: SHEPPARTON SHOWCASE PODCAST PREVIEW PACE - 1690m

21 April 2026 - 5:31PM



HARNESS RACING VICTORIA



RANK	TAB	Horse/ Driver	Top Speed (Km/h)	Fastest Section	First 50m	First 100m	First 200m	First Half	Middle Half	Last Half	Lead Time	1st Quarter	2nd Quarter	3rd Quarter	4th Quarter	Last Mile	Mile Rate	Distance Travelled	Gross Time/ Margin
												0:36.10 (0:30.50)	1:07.60 (0:31.50)	1:37.30 (0:29.70)	2:06.30 (0:29.00)				
1	6	TREACHEROUSTIMES	55.26	0:29.32	03.62	06.76	13.25	1:02.19	1:01.21	0:59.14	0:04.95 [1]	0:35.76 [1]	1:07.15 [1]	1:36.97 [1]	2:06.30	2:01.33	2:00.27	+3m	2:06.30
		Glenn Bull	Q1	Q4			203m	809m	806m	807m	80m	406m	403m	402m	405m				
2	5	FOUR STARZZZ RUBY	54.32	0:29.11	03.66	06.86	13.62	1:02.43	1:01.22	0:58.94	0:05.03 [2]	0:36.08 [4]	1:07.47 [3]	1:37.28 [4]	2:06.41	2:01.37	2:00.37	+2m	1.48m
		Nathan Jack	Lead	Q4			202m	808m	806m	807m	80m	405m	403m	402m	405m				
3	9	NORTHERN TERROR	52.20	0:29.52	03.85	07.18	14.36	1:01.68	1:01.11	0:59.23	0:05.66 [7]	0:35.94 [3]	1:07.34 [2]	1:37.05 [2]	2:06.56	2:00.91	2:00.53	+28m	3.66m
		Riley Pace	Q3	Q4			203m	821m	813m	814m	83m	414m	407m	406m	408m				
4	8	ROYLE BLOOD	52.70	0:28.82	03.85	07.15	14.26	1:02.45	1:01.03	0:58.50	0:05.69 [6]	0:36.80 [8]	1:08.14 [7]	1:37.83 [7]	2:06.65	2:00.95	2:00.60	+13m	4.76m
		Ellen Tormey	Q1	Q4			201m	805m	806m	816m	83m	402m	403m	404m	412m				
5	1	VERY TEMPTING	52.56	0:29.21	03.83	07.12	13.96	1:02.51	1:01.13	0:59.00	0:05.28 [3]	0:36.44 [6]	1:07.77 [5]	1:37.56 [6]	2:06.77	2:01.51	2:00.72	+3m	6.38m
		Sean O'Sullivan	Q1	Q4			202m	805m	805m	810m	80m	402m	403m	403m	407m				
6	7	ALTATUDE	53.17	0:29.40	03.77	07.02	13.89	1:02.41	1:01.44	0:59.08	0:05.28 [4]	0:35.94 [2]	1:07.70 [4]	1:37.38 [5]	2:06.78	2:01.49	2:00.73	+23m	6.49m
		John Newberry	Q1	Q4			205m	819m	814m	814m	80m	412m	407m	406m	407m				
7	3	JOEYS HANGOVER	52.78	0:28.89	04.10	07.78	14.70	1:02.55	1:00.56	0:58.53	0:05.84 [8]	0:36.72 [7]	1:08.38 [8]	1:37.28 [3]	2:06.92	2:01.08	2:00.86	+25m	8.33m
		Alex Ashwood	Q3	Q3			204m	817m	816m	820m	80m	410m	407m	409m	410m				

Note: Timing is based on positional data.

[] Indicates rank at the end of each section


--:-- No data available for this section

N/A Information not available

Shepparton-Professional-2026-04-21

Race 1: SHEPPARTON SHOWCASE PODCAST PREVIEW PACE - 1690m

21 April 2026 - 5:31PM



HARNESS RACING VICTORIA



RANK	TAB	Horse/ Driver	Top Speed (Km/h)	Fastest Section	First 50m	First 100m	First 200m	First Half	Middle Half	Last Half	Lead Time	1st Quarter	2nd Quarter	3rd Quarter	4th Quarter	Last Mile	Mile Rate	Distance Travelled	Gross Time/ Margin
												0:36.10 (0:30.50)	1:07.60 (0:31.50)	1:37.30 (0:29.70)	2:06.30 (0:29.00)				
8	4	ROCKIN CHARMER	52.13	0:29.93	04.17	07.93	15.12	1:02.36	1:01.31	1:00.18	0:06.02 [9]	0:37.00 [9]	1:08.38 [9]	1:38.31 [9]	2:08.56	2:02.54	2:02.43	+23m	30.47m
		George Chamouras	Q3	Q3			204m	815m	813m	818m		80m	410m	405m	407m				
9	2	COBBER MAC	52.42	0:30.11	03.85	07.20	14.04	1:02.68	1:01.87	1:00.75	0:05.39 [5]	0:36.31 [5]	1:08.08 [6]	1:38.19 [8]	2:08.83	2:03.43	2:02.68	+17m	34.02m
		Leigh Sutton	Q1	Q3			204m	817m	814m	812m		80m	410m	407m	407m				

Note: Timing is based on positional data.

[] Indicates rank at the end of each section

--:--:-- No data available for this section

N/A Information not available

Shepparton-Professional-2026-04-21

Race 2: WAGER WEDNESDAY SHRC FACEBOOK PACE - 1690m

21 April 2026 - 6:06PM



HARNESS RACING VICTORIA



RANK	TAB	Horse/ Driver	Top Speed (Km/h)	Fastest Section	First 50m	First 100m	First 200m	First Half	Middle Half	Last Half	Lead Time 0:05.50	1st Quarter	2nd Quarter	3rd Quarter	4th Quarter	Last Mile	Mile Rate	Distance Travelled	Gross Time/ Margin
												0:34.60 (0:29.10)	1:05.00 (0:30.40)	1:33.10 (0:28.10)	2:02.30 (0:29.20)				
1	4	OUR CHEEKY DEVIL	53.28	0:28.33	03.89	07.26	14.06	0:59.75	0:58.69	0:57.22	0:05.36 [5]	0:34.74 [5]	1:05.11 [5]	1:33.43 [5]	2:02.33	1:56.97	1:56.49	+5m	2:02.33
		Jeremy Quinlan	Q1	Q3			202m	808m	806m	807m	80m	405m	403m	403m	404m				
2	6	IMON NZ	54.04	0:28.27	03.85	07.30	14.45	0:59.80	0:58.43	0:57.12	0:05.42 [6]	0:35.06 [6]	1:05.21 [6]	1:33.48 [6]	2:02.34	1:56.92	1:56.50	+28m	0.07m
		Jackson Painting	Q3	Q3			204m	818m	815m	819m	81m	411m	407m	408m	412m				
3	1	ELIZAJANE	54.11	0:28.35	03.79	07.06	13.66	0:59.59	0:58.72	0:57.50	0:05.28 [4]	0:34.50 [3]	1:04.88 [3]	1:33.22 [3]	2:02.38	1:57.09	1:56.53	+5m	0.59m
		Tasmyn Potter	Q1	Q3			201m	806m	807m	809m	80m	403m	403m	404m	405m				
4	5	LONGTAN VIPER	55.76	0:28.27	03.62	06.73	13.39	0:59.64	0:58.50	0:57.84	0:04.91 [1]	0:34.32 [2]	1:04.55 [2]	1:32.82 [1]	2:02.40	1:57.48	1:56.55	+21m	0.89m
		Ellen Tormey	Lead	Q3			203m	817m	814m	814m	80m	410m	407m	407m	408m				
5	7	GINGER ELLA	53.89	0:28.32	03.93	07.48	14.83	0:59.90	0:58.32	0:57.04	0:05.56 [7]	0:35.46 [8]	1:05.46 [7]	1:33.78 [7]	2:02.50	1:56.94	1:56.65	+28m	2.19m
		Damian Wilson	Q4	Q3			204m	818m	815m	819m	81m	410m	408m	408m	411m				
6	3	MAHINDI NZ	53.96	0:28.33	03.78	07.02	13.76	0:59.73	0:58.56	0:58.43	0:05.10 [3]	0:34.61 [4]	1:04.84 [4]	1:33.17 [4]	2:03.27	1:58.16	1:57.39	+23m	12.59m
		Josh Duggan	Q1	Q3			203m	818m	814m	816m	80m	410m	408m	407m	409m				
7	8	RUGGARDS GEE TEE	52.20	0:28.50	03.93	07.27	14.23	0:59.87	0:58.86	0:57.80	0:05.72 [8]	0:35.23 [7]	1:05.59 [8]	1:34.09 [8]	2:03.40	1:57.67	1:57.51	+15m	14.35m
		Rita Burnett	Q4	Q3			203m	810m	806m	810m	85m	407m	403m	403m	406m				

Note: Timing is based on positional data.

[] Indicates rank at the end of each section


--:-- No data available for this section

N/A Information not available

Shepparton-Professional-2026-04-21

Race 2: WAGER WEDNESDAY SHRC FACEBOOK PACE - 1690m

21 April 2026 - 6:06PM



HARNESS RACING VICTORIA



RANK	TAB	Horse/Driver	Top Speed (Km/h)	Fastest Section	First 50m	First 100m	First 200m	First Half	Middle Half	Last Half	Lead Time	1st Quarter	2nd Quarter	3rd Quarter	4th Quarter	Last Mile	Mile Rate	Distance Travelled	Gross Time/Margin
8	2	HEZ HARRYWHO	55.66	0:28.39	03.62	06.74	13.28	0:59.52	0:58.74	0:59.02	0:04.94 [2]	0:34.11 [1]	1:04.45 [1]	1:32.84 [2]	2:03.47	1:58.54	1:57.57	+4m	15.21m
			Q1	Q3															
		Sean O"Sullivan					201m	805m	807m	808m	81m	403m	403m	404m	404m				

Note: Timing is based on positional data.

[] Indicates rank at the end of each section

--:-- No data available for this section

N/A Information not available

Shepparton-Professional-2026-04-21

Race 3: PACING FOR PINK SUNDAY 3RD MAY PACE - 2190m

21 April 2026 - 6:34PM



HARNESS RACING VICTORIA



RANK	TAB	Horse/ Driver	Top Speed (Km/h)	Fastest Section	First 50m	First 100m	First 200m	First Half	Middle Half	Last Half	Lead Time 0:43.10	1st Quarter	2nd Quarter	3rd Quarter	4th Quarter	Last Mile	Mile Rate	Distance Travelled	Gross Time/ Margin
												1:16.00 (0:32.90)	1:48.80 (0:32.80)	2:18.10 (0:29.30)	2:47.20 (0:29.10)				
1	8	MASTER MIKI	52.60	0:29.36	03.91	07.22	13.96	1:04.50	1:01.66	0:58.77	0:43.90 [7]	1:16.10 [2]	1:48.40 [2]	2:17.76 [2]	2:47.18	2:03.27	2:02.85	+38m	2:47.18
		Tasmyn Potter	Lead	Q3			202m	820m	815m	816m	593m	412m	408m	407m	409m				
2	5	BETTORSWEETVICTORY	56.77	0:29.43	03.72	06.83	13.11	1:05.77	1:01.94	0:58.90	0:42.54 [1]	1:15.84 [1]	1:48.32 [1]	2:17.79 [1]	2:47.22	2:04.67	2:02.88	+14m	0.63m
		Ellen Tormey	Lead	Q4			204m	810m	808m	809m	585m	405m	404m	404m	406m				
3	3	MADAM REACTOR	55.37	0:29.02	03.77	06.94	13.56	1:05.37	1:01.08	0:58.64	0:43.60 [5]	1:16.91 [7]	1:48.97 [6]	2:17.99 [3]	2:47.62	2:04.01	2:03.17	+37m	5.91m
		Sean O'Sullivan	Lead	Q3			205m	817m	817m	820m	590m	410m	407m	410m	410m				
4	2	MISS HERMES	54.90	0:29.50	03.75	06.94	13.43	1:05.78	1:01.96	0:59.00	0:42.86 [2]	1:16.18 [3]	1:48.64 [3]	2:18.13 [4]	2:47.64	2:04.78	2:03.18	+3m	6.16m
		Cameron Maggs	Lead	Q3			204m	805m	805m	806m	583m	402m	402m	402m	404m				
5	1	OUR MYSTERY BET	53.32	0:29.21	03.83	07.12	13.76	1:05.74	1:01.92	0:58.69	0:43.20 [4]	1:16.51 [5]	1:48.95 [5]	2:18.44 [7]	2:47.65	2:04.43	2:03.19	+14m	6.33m
		Juanita Breen	Lead	Q4			202m	810m	809m	811m	583m	405m	405m	404m	407m				
6	4	CLIVES GIRL	53.21	0:28.97	03.85	07.24	14.07	1:05.37	1:01.09	0:58.59	0:44.01 [8]	1:17.25 [8]	1:49.37 [8]	2:18.33 [5]	2:47.96	2:03.96	2:03.42	+41m	10.49m
		Charlene Gusman	Q3	Q3			204m	819m	819m	822m	590m	411m	409m	410m	411m				
7	6	MAJOR MAURIE	51.62	0:29.43	04.00	07.48	14.49	1:05.42	1:01.88	0:58.89	0:43.84 [6]	1:16.83 [6]	1:49.25 [7]	2:18.71 [8]	2:48.14	2:04.31	2:03.55	+26m	12.89m
		Corey Bell	Q3	Q4			205m	810m	810m	816m	590m	405m	405m	405m	411m				

Note: Timing is based on positional data.

[] Indicates rank at the end of each section


--:-- No data available for this section

N/A Information not available

Shepparton-Professional-2026-04-21

Race 3: PACING FOR PINK SUNDAY 3RD MAY PACE - 2190m

21 April 2026 - 6:34PM



HARNESS RACING VICTORIA



RANK	TAB	Horse/ Driver	Top Speed (Km/h)	Fastest Section	First 50m	First 100m	First 200m	First Half	Middle Half	Last Half	Lead Time 0:43.10	1st Quarter	2nd Quarter	3rd Quarter	4th Quarter	Last Mile	Mile Rate	Distance Travelled	Gross Time/ Margin
												1:16.00 (0:32.90)	1:48.80 (0:32.80)	2:18.10 (0:29.30)	2:47.20 (0:29.10)				
8	7	LOCHIEL LAD NZ	56.99	0:29.62	03.70	06.79	13.10	1:05.56	1:01.87	1:01.69	0:43.16 [3]	1:16.47 [4]	1:48.71 [4]	2:18.33 [6]	2:50.41	2:07.25	2:05.22	+34m	43.37m
		Alex Ashwood	Lead	Q3			205m	819m	816m	814m	591m	411m	408m	407m	407m				

Note: Timing is based on positional data.

[] Indicates rank at the end of each section

--:-- No data available for this section

N/A Information not available

Shepparton-Professional-2026-04-21

Race 4: BOOK NOW PACING FOR PINK HIGH TEA PACE - 2190m

21 April 2026 - 7:03PM



HARNESS RACING VICTORIA



RANK	TAB	Horse/ Driver	Top Speed (Km/h)	Fastest Section	First 50m	First 100m	First 200m	First Half	Middle Half	Last Half	Lead Time	1st Quarter	2nd Quarter	3rd Quarter	4th Quarter	Last Mile	Mile Rate	Distance Travelled	Gross Time/ Margin
												0:41.40	1:13.50 (0:32.10)	1:46.00 (0:32.50)	2:15.40 (0:29.40)				
1	7	HELLOVATIME	53.86	0:28.22	04.15	07.75	15.06	1:03.59	1:00.69	0:56.95	0:42.79 [7]	1:14.42 [7]	1:46.39 [6]	2:15.12 [2]	2:43.35	2:00.54	2:00.04	+34m	2:43.35
		Ellen Tormey	Q3	Q4			204m	816m	816m	819m	589m	409m	407m	409m	410m				
2	2	FLOPPA	54.04	0:28.40	04.11	07.54	14.48	1:04.03	1:01.34	0:57.76	0:41.97 [5]	1:14.02 [5]	1:46.00 [4]	2:15.36 [5]	2:43.77	2:01.79	2:00.35	+33m	5.61m
		Tasmyn Potter	Q4	Q4			204m	817m	814m	819m	588m	410m	407m	407m	411m				
3	1	IM BIG BUSINESS	54.68	0:28.43	03.93	07.19	13.69	1:04.76	1:01.75	0:57.88	0:41.51 [3]	1:13.97 [4]	1:46.27 [5]	2:15.71 [6]	2:44.15	2:02.64	2:00.62	+8m	10.69m
		Neil McCallum	Lead	Q4			203m	805m	806m	812m	581m	402m	403m	403m	408m				
4	5	DRAXON	57.60	0:29.44	03.81	06.90	13.21	1:04.75	1:01.72	0:58.88	0:41.22 [2]	1:13.70 [2]	1:45.99 [3]	2:15.43 [4]	2:44.88	2:03.63	2:01.16	+4m	20.41m
		Blake Jones	Lead	Q3			203m	805m	805m	807m	583m	402m	403m	402m	405m				
5	6	KRAKEY	53.14	0:29.19	04.12	07.68	14.78	1:04.41	1:01.47	0:58.40	0:42.15 [6]	1:14.27 [6]	1:46.56 [7]	2:15.75 [7]	2:44.96	2:02.81	2:01.22	+19m	21.5m
		Damian Wilson	Q4	Q3			204m	805m	809m	818m	586m	402m	403m	406m	411m				
6	8	HEZAFLASHONE	54.65	0:29.37	03.95	07.27	13.82	1:04.02	1:01.35	0:59.35	0:41.81 [4]	1:13.85 [3]	1:45.82 [2]	2:15.19 [3]	2:45.18	2:03.37	2:01.38	+26m	24.53m
		Nathan Jack	Lead	Q3			203m	816m	813m	813m	587m	409m	407m	407m	407m				
7	4	PEARL OF PHILTRA	55.33	0:29.48	03.88	07.08	13.60	1:04.72	1:01.76	1:00.42	0:40.80 [1]	1:13.23 [1]	1:45.52 [1]	2:15.00 [1]	2:45.95	2:05.14	2:01.94	+10m	34.77m
		Mark Pitt	Lead	Q3			205m	805m	806m	807m	588m	402m	403m	403m	404m				

Note: Timing is based on positional data.

[] Indicates rank at the end of each section


--:-- No data available for this section

N/A Information not available

Shepparton-Professional-2026-04-21

Race 4: BOOK NOW PACING FOR PINK HIGH TEA PACE - 2190m

21 April 2026 - 7:03PM



HARNESS RACING VICTORIA



Scratched: FULL CRUNCH AHEAD (3)

Note: Timing is based on positional data.

[] Indicates rank at the end of each section

--:-- No data available for this section

N/A Information not available

Data processed by  **TRIPLES DATA**

Shepparton-Professional-2026-04-21

Race 5: J & A MAZZETTI PAINTING PACE - 1690m

21 April 2026 - 7:34PM



HARNESS RACING VICTORIA



RANK	TAB	Horse/ Driver	Top Speed (Km/h)	Fastest Section	First 50m	First 100m	First 200m	First Half	Middle Half	Last Half	Lead Time 0:05.60	1st Quarter	2nd Quarter	3rd Quarter	4th Quarter	Last Mile	Mile Rate	Distance Travelled	Gross Time/ Margin
												0:35.40 (0:29.80)	1:07.40 (0:32.00)	1:37.00 (0:29.60)	2:06.40 (0:29.40)				
1	2	MANDS PEARL	54.90	0:29.48	03.77	06.97	13.47	1:01.95	1:01.56	0:59.27	0:05.19 [4]	0:35.37 [1]	1:07.14 [1]	1:36.93 [1]	2:06.41	2:01.22	2:00.37	+3m	2:06.41
		Damian Wilson	Q1	Q4			201m	805m	806m	808m	80m	403m	403m	403m	405m				
2	8	DOT BALL	53.57	0:29.08	03.88	07.20	13.98	1:02.15	1:01.70	0:59.03	0:05.68 [7]	0:36.09 [5]	1:07.83 [5]	1:37.78 [6]	2:06.86	2:01.18	2:00.80	+9m	6.09m
		Liam Older	Q1	Q4			203m	810m	806m	806m	83m	406m	404m	402m	403m				
3	7	THE ACCIDENTAL ONE	53.32	0:29.83	03.72	07.01	13.97	1:02.09	1:00.85	0:59.68	0:05.13 [3]	0:36.20 [6]	1:07.22 [2]	1:37.05 [2]	2:06.91	2:01.77	2:00.85	+30m	6.71m
		Alex Ashwood	Lead	Q3			207m	826m	816m	816m	80m	418m	408m	408m	408m				
4	6	LITTLE WHIPPET	53.57	0:29.83	03.80	07.11	13.98	1:02.12	1:01.28	0:59.71	0:05.24 [6]	0:35.95 [4]	1:07.35 [3]	1:37.24 [3]	2:07.06	2:01.83	2:00.99	+20m	8.77m
		Josh Duggan	Q1	Q4			203m	813m	812m	817m	80m	409m	404m	408m	409m				
5	1	BLUE OCEAN	52.56	0:29.78	03.88	07.21	13.98	1:02.14	1:01.69	0:59.72	0:05.34 [6]	0:35.72 [2]	1:07.48 [3]	1:37.41 [5]	2:07.20	2:01.86	2:01.12	+6m	10.55m
		Glenn Bull	Q1	Q4			203m	808m	808m	809m	80m	404m	404m	404m	405m				
6	4	MYNAMEISRUBY	55.76	0:29.54	03.70	06.81	13.40	1:02.77	1:01.37	0:59.45	0:05.03 [1]	0:35.97 [4]	1:07.80 [6]	1:37.35 [4]	2:07.26	2:02.22	2:01.18	+28m	11.43m
		Mark Pitt	Q1	Q3			203m	817m	818m	821m	80m	409m	408m	409m	412m				
7	5	MY GREAT EIGHT	54.14	0:29.80	03.74	06.96	13.87	1:02.42	1:01.50	0:59.79	0:05.08 [2]	0:35.80 [3]	1:07.50 [4]	1:37.28 [3]	2:07.28	2:02.21	2:01.20	+30m	11.63m
		Ellen Tormey	Lead	Q3			206m	824m	816m	816m	80m	416m	409m	408m	409m				

Note: Timing is based on positional data.

[] Indicates rank at the end of each section

--:-- No data available for this section

N/A Information not available



HARNESS RACING VICTORIA

Shepparton-Professional-2026-04-21

Race 5: J & A MAZZETTI PAINTING PACE - 1690m

21 April 2026 - 7:34PM



RANK	TAB	Horse/ Driver	Top Speed (Km/h)	Fastest Section	First 50m	First 100m	First 200m	First Half	Middle Half	Last Half	Lead Time	1st Quarter	2nd Quarter	3rd Quarter	4th Quarter	Last Mile	Mile Rate	Distance Travelled	Gross Time/ Margin
												0:35.40 (0:29.80)	1:07.40 (0:32.00)	1:37.00 (0:29.60)	2:06.40 (0:29.40)				
8	3	BOSS MAJOR	52.67	0:29.63	03.81	07.10	13.86	1:02.95	1:01.50	0:59.32	0:05.18 [5]	0:36.26 [7]	1:08.13 [7]	1:37.76 [7]	2:07.46	2:02.27	2:01.38	+26m	14.15m
		Jackson Painting	Q1	Q3			203m	817m	817m	820m		80m	409m	408m	409m				

Note: Timing is based on positional data.

[] Indicates rank at the end of each section

--:-- No data available for this section

N/A Information not available

Shepparton-Professional-2026-04-21

Race 6: WILLOWOOD FARM MAIDEN PACE - 2190m

21 April 2026 - 8:09PM



HARNESS RACING VICTORIA



RANK	TAB	Horse/ Driver	Top Speed (Km/h)	Fastest Section	First 50m	First 100m	First 200m	First Half	Middle Half	Last Half	Lead Time 0:43.60	1st Quarter	2nd Quarter	3rd Quarter	4th Quarter	Last Mile	Mile Rate	Distance Travelled	Gross Time/ Margin
												1:15.50 (0:31.90)	1:47.40 (0:31.90)	2:16.20 (0:28.80)	2:45.50 (0:29.30)				
1	4	HELLOVASTORY	52.88	0:28.70	04.21	07.81	15.00	1:03.10	0:59.72	0:57.56	0:44.82 [5]	1:16.91 [5]	1:47.93 [5]	2:16.62 [4]	2:45.51	2:00.68	2:01.62	+30m	2:45.51
		Ellen Tormey	Q4	Q3			204m	813m	817m	821m	586m	405m	408m	409m	412m				
2	3	ALCATRAZ MISS	52.20	0:28.79	03.89	07.22	14.20	1:03.11	0:59.81	0:57.96	0:44.50 [4]	1:16.59 [4]	1:47.61 [3]	2:16.40 [2]	2:45.56	2:01.07	2:01.67	+27m	0.83m
		Glenn Bull	Lead	Q3			204m	813m	817m	819m	586m	404m	408m	409m	410m				
3	2	WHERE IT BEGAN	54.18	0:28.96	03.82	07.02	13.88	1:03.91	1:00.67	0:58.18	0:43.56 [2]	1:15.76 [2]	1:47.47 [2]	2:16.43 [3]	2:45.66	2:02.09	2:01.73	+18m	1.97m
		David Jack	Lead	Q3			203m	812m	810m	811m	585m	407m	405m	405m	406m				
4	5	STAY ALPHA	55.37	0:28.97	03.82	06.99	13.59	1:04.01	1:00.67	0:59.09	0:43.07 [1]	1:15.38 [1]	1:47.08 [1]	2:16.05 [1]	2:46.18	2:03.10	2:02.12	+18m	9.04m
		Jackson Painting	Lead	Q3			204m	812m	810m	812m	585m	407m	405m	405m	407m				
5	7	LUNADIVA	51.88	0:28.91	04.25	07.94	15.37	1:03.07	0:59.89	0:58.86	0:45.18 [6]	1:17.27 [6]	1:48.25 [7]	2:17.16 [7]	2:47.12	2:01.93	2:02.81	+33m	21.66m
		Liam Older	Q3	Q3			204m	814m	819m	822m	587m	405m	409m	410m	411m				
6	6	PARINI	51.77	0:28.89	05.61	11.47	19.79	1:00.31	0:59.37	0:59.77	0:47.84 [7]	1:17.66 [7]	1:48.15 [6]	2:17.03 [6]	2:47.92	2:00.08	2:03.39	+14m	32.29m
		Abbey Turnbull	Q3	Q3			203m	806m	810m	814m	584m	402m	403m	406m	408m				
7	1	GET SET JETT	52.31	0:29.11	04.00	07.36	14.24	1:03.85	1:00.79	1:00.31	0:43.90 [3]	1:16.08 [3]	1:47.75 [4]	2:16.86 [5]	2:48.06	2:04.16	2:03.50	+15m	34.28m
		Matthew Berger	Lead	Q3			203m	811m	809m	810m	584m	406m	405m	404m	406m				

Note: Timing is based on positional data.

[] Indicates rank at the end of each section

--:-- No data available for this section

N/A Information not available

Shepparton-Professional-2026-04-21

Race 7: GOODFELLOWS MAIDEN TROT - 2190m

21 April 2026 - 8:42PM



HARNESS RACING VICTORIA



RANK	TAB	Horse/ Driver	Top Speed (Km/h)	Fastest Section	First 50m	First 100m	First 200m	First Half	Middle Half	Last Half	Lead Time 0:45.50	1st Quarter	2nd Quarter	3rd Quarter	4th Quarter	Last Mile	Mile Rate	Distance Travelled	Gross Time/ Margin
												1:17.60 (0:32.10)	1:51.60 (0:34.00)	2:22.80 (0:31.20)	2:52.50 (0:29.70)				
1	3	LITTLE MISS VALLEY	50.94	0:29.95	04.15	07.75	15.37	1:06.22	1:05.25	1:01.34	0:44.97 [1]	1:17.32 [1]	1:51.18 [1]	2:22.56 [1]	2:52.52	2:07.56	2:06.78	+12m	2:52.52
		Brent Thomson	Lead	Q4			203m	806m	805m	806m	589m	404m	403m	402m	404m				
2	7	MI BOW	49.43	0:30.60	04.12	07.79	15.71	1:06.05	1:04.82	1:01.54	0:46.59 [5]	1:18.77 [5]	1:52.65 [5]	2:23.59 [4]	2:54.20	2:07.59	2:08.01	+10m	22.5m
		Ellen Tormey	Q4	Q4			205m	808m	806m	806m	586m	405m	403m	403m	403m				
3	5	THE RED AVENGER	50.76	0:31.24	03.93	07.34	14.57	1:06.35	1:05.28	1:02.61	0:45.91 [4]	1:18.33 [4]	1:52.25 [4]	2:23.61 [5]	2:54.86	2:08.96	2:08.49	+15m	31.37m
		Scott Rains	Lead	Q4			203m	808m	808m	812m	585m	405m	403m	405m	407m				
4	1	TAKEN BY WINE	51.16	0:31.20	04.01	07.41	14.53	1:06.28	1:05.09	1:03.39	0:45.60 [3]	1:17.99 [3]	1:51.88 [3]	2:23.08 [3]	2:55.27	2:09.67	2:08.80	+13m	36.88m
		Jeremy Quinlan	Lead	Q3			202m	808m	809m	813m	582m	405m	403m	406m	407m				
5	4	SEBS GAL	49.18	0:31.51	04.04	07.57	14.98	1:06.27	1:05.38	1:05.41	0:45.28 [2]	1:17.68 [2]	1:51.55 [2]	2:23.05 [2]	2:56.96	2:11.68	2:10.04	+13m	59.5m
		Nathan Jack	Lead	Q3			204m	808m	806m	807m	588m	404m	403m	402m	404m				
6	6	FARSTAR	47.05	0:32.25	04.31	09.09	19.36	1:06.38	1:05.50	1:04.56	0:51.35 [6]	1:24.54 [6]	1:57.73 [6]	2:30.04 [6]	3:02.28	2:10.94	2:13.95	+10m	130.94m
		Mark Pitt	Q4	Q4			205m	807m	806m	807m	585m	404m	403m	403m	404m				

Scratched: LOOKAT SPUNKY TROT (2)

Note: Timing is based on positional data.

[] Indicates rank at the end of each section

--:-- No data available for this section

N/A Information not available