

Shepparton-Professional-2026-05-19

Race 1: PACE - 1690m

19 May 2026 - 5:27PM



HARNESS RACING VICTORIA



RANK	TAB	Horse/ Driver	Top Speed (Km/h)	Fastest Section	First 50m	First 100m	First 200m	First Half	Middle Half	Last Half	Lead Time	1st	2nd	3rd	4th	Last Mile	Mile Rate	Distance Travelled	Gross Time/ Margin
												Quarter	Quarter	Quarter	Quarter				
1	5	WATCH YOUR BACK NZ	56.05	0:28.69	03.62	06.72	13.22	0:59.60	0:58.97	0:58.40	0:04.96 [1]	0:34.28 [1]	1:04.56 [1]	1:33.25 [1]	2:02.96	1:58.00	1:57.09	+3m	2:02.96
		Luke Dunne	Q1	Q3			203m	809m	807m	806m		80m	405m	404m	403m				
2	6	CRESCO THREEPEAT	52.45	0:28.64	03.74	07.05	14.18	0:59.60	0:58.00	0:58.83	0:05.08 [6]	0:35.31 [7]	1:04.67 [2]	1:33.31 [2]	2:03.51	1:58.43	1:57.61	+21m	7.43m
		Gary Pekin	Lead	Q3			204m	818m	813m	814m		80m	411m	407m	406m				
3	1	KNOW THE SCORE	54.94	0:28.69	03.74	06.92	13.43	0:59.69	0:58.95	0:58.81	0:05.07 [4]	0:34.51 [2]	1:04.76 [3]	1:33.44 [3]	2:03.56	1:58.50	1:57.66	0m	8.07m
		Glenn Bull	Q1	Q3			202m	805m	805m	806m		80m	402m	403m	403m				
4	2	TOMMYS LOOKOUT	52.99	0:28.56	03.70	06.98	13.80	1:00.03	0:58.77	0:58.76	0:05.03 [3]	0:34.85 [4]	1:05.06 [4]	1:33.63 [4]	2:03.84	1:58.79	1:57.93	+13m	11.87m
		Liam Older	Q1	Q3			203m	809m	809m	815m		80m	405m	404m	405m				
5	8	KRAKEY	51.80	0:28.80	03.87	07.24	14.20	1:00.26	0:58.94	0:58.50	0:05.64 [10]	0:35.77 [8]	1:05.91 [8]	1:34.71 [8]	2:04.41	1:58.76	1:58.47	+30m	19.5m
		Damian Wilson	Q1	Q3			204m	818m	816m	819m		83m	410m	408m	408m				
6	7	CLIVES GIRL	53.93	0:28.59	03.83	07.24	14.60	1:01.08	0:58.40	0:57.96	0:05.40 [7]	0:36.67 [12]	1:06.48 [11]	1:35.06 [10]	2:04.44	1:59.04	1:58.50	+20m	19.86m
		Leigh Sutton	Q3	Q3			205m	816m	810m	815m		80m	412m	404m	406m				
7	3	TASMA FLASH	53.14	0:28.85	03.75	07.01	13.82	1:00.36	0:59.28	0:59.00	0:05.07 [5]	0:35.00 [5]	1:05.43 [7]	1:34.28 [6]	2:04.44	1:59.36	1:58.50	+19m	19.95m
		Matthew Gath	Q1	Q3			203m	816m	814m	814m		80m	409m	407m	407m				

Note: Timing is based on positional data.

[] Indicates rank at the end of each section

--:-- No data available for this section

N/A Information not available

Shepparton-Professional-2026-05-19

Race 1: PACE - 1690m

19 May 2026 - 5:27PM



HARNESS RACING VICTORIA



RANK	TAB	Horse/Driver	Top Speed (Km/h)	Fastest Section	First 50m	First 100m	First 200m	First Half	Middle Half	Last Half	Lead Time	1st Quarter	2nd Quarter	3rd Quarter	4th Quarter	Last Mile	Mile Rate	Distance Travelled	Gross Time/Margin
												0:34.28 (0:29.32)	1:04.56 (0:28.28)	1:33.25 (0:28.69)	2:02.96 (0:29.71)				
8	10	OUR MYSTERY BET	53.21	0:28.34	03.83	07.21	14.23	1:01.07	0:58.85	0:57.81	0:05.56 [9]	0:36.13 [10]	1:06.65 [12]	1:34.99 [11]	2:04.46	1:58.88	1:58.52	+38m	20.17m
		Juanita Breen	Q3	Q3			204m	822m	817m	822m	83m	414m	408m	409m	413m				
9	9	ARRAPS	52.85	0:28.72	03.77	07.05	13.91	1:00.00	0:58.83	0:59.05	0:05.42 [8]	0:35.31 [6]	1:05.42 [6]	1:34.14 [5]	2:04.47	1:59.05	1:58.52	+9m	20.28m
		Donna Castles	Lead	Q3			203m	808m	807m	808m	83m	404m	404m	403m	405m				
10	11	OLLY ODD POTTS	53.42	0:28.25	03.94	07.42	14.56	1:00.48	0:58.46	0:58.20	0:05.89 [11]	0:36.16 [9]	1:06.37 [10]	1:34.62 [7]	2:04.56	1:58.68	1:58.62	+19m	21.61m
		Abbey Turnbull	Q3	Q3			203m	817m	812m	809m	84m	409m	408m	404m	404m				
11	12	TEX GOES BANG	51.41	0:28.90	03.92	07.46	14.88	1:00.21	0:58.75	0:59.86	0:05.95 [12]	0:36.30 [11]	1:06.14 [9]	1:35.04 [12]	2:06.01	2:00.07	1:59.99	+13m	40.89m
		Ellen Tormey	Q3	Q3			204m	811m	806m	808m	85m	408m	403m	403m	404m				
12	4	ICANMOTOR	53.60	0:29.67	03.72	06.95	13.78	1:00.08	1:00.21	1:02.02	0:05.03 [2]	0:34.71 [3]	1:05.12 [5]	1:34.93 [9]	2:07.15	2:02.10	2:01.08	+21m	56.19m
		Ryan Sanderson	Q1	Q1			205m	820m	813m	812m	80m	412m	407m	406m	407m				

Note: Timing is based on positional data.

[] Indicates rank at the end of each section

--:--:-- No data available for this section

N/A Information not available

Shepparton-Professional-2026-05-19

Race 2: PACE - 1690m

19 May 2026 - 6:03PM



HARNESS RACING VICTORIA



RANK	TAB	Horse/ Driver	Top Speed (Km/h)	Fastest Section	First 50m	First 100m	First 200m	First Half	Middle Half	Last Half	Lead Time 0:05.14	1st Quarter	2nd Quarter	3rd Quarter	4th Quarter	Last Mile	Mile Rate	Distance Travelled	Gross Time/ Margin
												0:35.35 (0:30.21)	1:07.35 (0:32.00)	1:36.22 (0:28.87)	2:06.56 (0:30.34)				
1	6	MYNAMEISRUBY	54.40	0:28.87	03.80	07.01	13.62	1:02.22	1:00.87	0:59.21	0:05.14 [1]	0:35.35 [1]	1:07.35 [1]	1:36.22 [1]	2:06.56	2:01.43	2:00.51	+4m	2:06.56
		Liam Older	Q1	Q3			202m	806m	805m	807m		80m	404m	403m	403m				
2	7	OKTOLOVE	55.26	0:28.78	03.96	07.24	13.77	1:02.17	1:00.77	0:59.01	0:05.42 [4]	0:35.59 [2]	1:07.59 [2]	1:36.37 [2]	2:06.60	2:01.18	2:00.55	+22m	0.54m
		Mark Pitt	Q1	Q3			205m	818m	813m	814m		81m	411m	407m	406m				
3	8	ROYLE BLOOD	53.32	0:28.85	03.89	07.20	13.91	1:02.35	1:00.79	0:58.70	0:05.72 [8]	0:36.13 [5]	1:08.06 [5]	1:36.92 [6]	2:06.77	2:01.05	2:00.72	+6m	2.9m
		Ellen Tormey	Q1	Q3			202m	805m	805m	806m		85m	403m	403m	403m				
4	11	IAMAWINGATE	53.39	0:28.27	04.05	07.61	14.57	1:02.31	1:00.08	0:58.55	0:06.00 [11]	0:36.51 [8]	1:08.32 [8]	1:36.59 [4]	2:06.87	2:00.86	2:00.81	+32m	4.24m
		Ryan Sanderson	Q3	Q3			203m	817m	817m	820m		86m	409m	408m	409m				
5	3	JOEYS HANGOVER	53.14	0:28.86	03.91	07.22	13.99	1:02.52	1:00.82	0:59.06	0:05.34 [3]	0:35.90 [4]	1:07.86 [4]	1:36.71 [5]	2:06.91	2:01.57	2:00.85	+19m	4.8m
		Tayla French	Q1	Q3			203m	816m	813m	813m		80m	409m	407m	406m				
6	1	HARTNETT	53.82	0:28.88	03.88	07.14	13.82	1:02.39	1:00.89	0:59.22	0:05.31 [2]	0:35.69 [3]	1:07.70 [3]	1:36.56 [3]	2:06.91	2:01.61	2:00.85	+3m	4.81m
		Gary Pekin	Q1	Q3			202m	805m	805m	807m		80m	402m	403m	402m				
7	9	QUEENHIGH FLUSH NZ	52.63	0:28.87	03.96	07.41	14.25	1:02.49	1:00.81	0:58.95	0:05.79 [10]	0:36.34 [7]	1:08.28 [7]	1:37.16 [8]	2:07.25	2:01.44	2:01.17	+10m	9.31m
		Leigh Sutton	Q1	Q3			201m	806m	806m	808m		85m	404m	403m	403m				

Note: Timing is based on positional data.

[] Indicates rank at the end of each section

--:-- No data available for this section

N/A Information not available

Shepparton-Professional-2026-05-19

Race 2: PACE - 1690m

19 May 2026 - 6:03PM



HARNESS RACING VICTORIA



RANK	TAB	Horse/ Driver	Top Speed (Km/h)	Fastest Section	First 50m	First 100m	First 200m	First Half	Middle Half	Last Half	Lead Time 0:05.14	1st Quarter	2nd Quarter	3rd Quarter	4th Quarter	Last Mile	Mile Rate	Distance Travelled	Gross Time/ Margin
												0:35.35 (0:30.21)	1:07.35 (0:32.00)	1:36.22 (0:28.87)	2:06.56 (0:30.34)				
8	2	LILNOVA	52.34	0:28.83	03.97	07.39	14.22	1:02.66	1:00.78	0:59.13	0:05.47 [6]	0:36.18 [6]	1:08.13 [6]	1:36.96 [7]	2:07.26	2:01.79	2:01.18	+22m	9.39m
		Luke Dunne	Q1	Q3			202m	815m	812m	816m		81m	409m	406m	406m				
9	4	BLUE OCEAN	52.49	0:28.90	03.94	07.35	14.27	1:03.24	1:00.73	0:58.88	0:05.50 [5]	0:36.91 [10]	1:08.74 [10]	1:37.65 [9]	2:07.64	2:02.12	2:01.54	+31m	14.48m
		Glenn Bull	Q1	Q3			205m	822m	817m	818m		81m	414m	408m	409m				
10	10	UPRIGHT	54.40	0:28.83	03.92	07.26	13.91	1:03.41	1:00.68	0:58.68	0:05.56 [7]	0:37.13 [11]	1:08.98 [11]	1:37.81 [11]	2:07.66	2:02.09	2:01.57	+39m	14.89m
		Donna Castles	Q1	Q3			205m	822m	817m	823m		84m	415m	408m	410m				
11	5	CAMNAT	50.83	0:29.19	04.06	07.76	15.06	1:02.91	1:01.11	1:00.67	0:05.69 [9]	0:36.68 [9]	1:08.60 [9]	1:37.79 [10]	2:09.27	2:03.57	2:03.09	+12m	36.36m
		Ajay Baker	Q3	Q3			205m	810m	809m	811m		80m	407m	403m	405m				

Note: Timing is based on positional data.

[] Indicates rank at the end of each section

-:--:- No data available for this section

N/A Information not available

Shepparton-Professional-2026-05-19

Race 3: PACE - 1690m

19 May 2026 - 6:31PM



HARNESS RACING VICTORIA



RANK	TAB	Horse/ Driver	Top Speed (Km/h)	Fastest Section	First 50m	First 100m	First 200m	First Half	Middle Half	Last Half	Lead Time 0:04.80	1st Quarter	2nd Quarter	3rd Quarter	4th Quarter	Last Mile	Mile Rate	Distance Travelled	Gross Time/ Margin
												0:33.03 (0:28.23)	1:02.82 (0:29.79)	1:30.96 (0:28.14)	2:00.06 (0:29.10)				
1	3	HITCH TO HIS STAR	57.10	0:27.99	03.63	06.71	12.80	0:57.78	0:57.93	0:57.24	0:05.04 [3]	0:33.03 [1]	1:02.82 [1]	1:30.96 [1]	2:00.06	1:55.02	1:54.32	+10m	2:00.06
		Abbey Turnbull	Q1	Q1			203m	808m	811m	814m	80m	405m	403m	409m	406m				
2	5	SEA FURY NZ	55.80	0:28.25	03.62	06.72	12.97	0:57.85	0:57.65	0:57.59	0:04.94 [2]	0:33.39 [3]	1:02.79 [2]	1:31.04 [2]	2:00.39	1:55.44	1:54.64	+19m	4.48m
		Rebecca Bartley	Q1	Q3			205m	818m	812m	814m	80m	413m	406m	406m	408m				
3	1	YAPPER	55.94	0:28.28	03.69	06.80	13.03	0:57.83	0:57.91	0:57.87	0:05.00 [4]	0:33.28 [2]	1:02.84 [3]	1:31.20 [3]	2:00.71	1:55.70	1:54.95	0m	8.81m
		Luke Dunne	Q1	Q1			202m	805m	805m	807m	80m	402m	403m	403m	404m				
4	7	INTERPRETATION	54.11	0:28.18	03.89	07.32	14.01	0:58.07	0:57.28	0:57.25	0:05.62 [9]	0:34.59 [9]	1:03.69 [8]	1:31.87 [7]	2:00.94	1:55.32	1:55.17	+22m	11.87m
		Tayla French	Q1	Q3			205m	817m	812m	815m	80m	411m	406m	406m	409m				
5	4	HERAKLES	58.21	0:28.37	03.56	06.55	12.57	0:58.26	0:57.73	0:58.00	0:04.80 [1]	0:33.70 [5]	1:03.05 [4]	1:31.42 [4]	2:01.06	1:56.26	1:55.27	+16m	13.41m
		Mark Pitt	Q1	Q3			204m	816m	812m	813m	80m	410m	406m	406m	407m				
6	6	NUGGET ROGERS	55.66	0:28.17	03.74	06.98	13.43	0:58.11	0:57.33	0:58.03	0:05.22 [6]	0:34.16 [7]	1:03.32 [6]	1:31.49 [5]	2:01.35	1:56.14	1:55.55	+25m	17.33m
		Ryan Sanderson	Q1	Q3			204m	817m	814m	819m	80m	411m	406m	408m	410m				
7	8	KIA ORA BEAUTY	55.87	0:28.28	03.75	06.91	13.38	0:57.82	0:57.92	0:58.16	0:05.39 [7]	0:33.67 [4]	1:03.20 [5]	1:31.57 [6]	2:01.37	1:55.98	1:55.57	+4m	17.59m
		Tasmyn Potter	Q1	Q1			202m	806m	806m	806m	82m	402m	403m	403m	403m				

Note: Timing is based on positional data.

[] Indicates rank at the end of each section


--:-- No data available for this section

N/A Information not available

Shepparton-Professional-2026-05-19

Race 3: PACE - 1690m

19 May 2026 - 6:31PM



HARNESS RACING VICTORIA



RANK	TAB	Horse/ Driver	Top Speed (Km/h)	Fastest Section	First 50m	First 100m	First 200m	First Half	Middle Half	Last Half	Lead Time	1st Quarter	2nd Quarter	3rd Quarter	4th Quarter	Last Mile	Mile Rate	Distance Travelled	Gross Time/ Margin
												0:33.03 (0:28.23)	1:02.82 (0:29.79)	1:30.96 (0:28.14)	2:00.06 (0:29.10)				
8	2	HEZE SEE PHILTRA	54.22	0:28.38	03.72	06.94	13.33	0:58.38	0:57.92	0:57.87	0:05.14 [5]	0:33.99 [6]	1:03.53 [7]	1:31.91 [8]	2:01.41	1:56.25	1:55.61	+6m	18.18m
		Liam Older	Q1	Q3			204m	810m	805m	808m	80m	408m	403m	403m	405m				
9	9	HEZASWEETIE NZ	54.32	0:28.95	03.69	06.99	13.88	0:58.40	0:58.47	1:03.97	0:05.24 [8]	0:34.20 [8]	1:03.64 [9]	1:32.66 [9]	2:07.62	2:02.37	2:01.52	+11m	101.41m
		Leigh Sutton	Q1	Q1			203m	810m	806m	810m	82m	407m	403m	403m	406m				

Note: Timing is based on positional data.

[] Indicates rank at the end of each section

--:--:-- No data available for this section

N/A Information not available

Shepparton-Professional-2026-05-19



HARNESS RACING VICTORIA

Race 4: PACE - 2190m

19 May 2026 - 7:01PM



RANK	TAB	Horse/ Driver	Top Speed (Km/h)	Fastest Section	First 50m	First 100m	First 200m	First Half	Middle Half	Last Half	Lead Time	1st Quarter	2nd Quarter	3rd Quarter	4th Quarter	Last Mile	Mile Rate	Distance Travelled	Gross Time/ Margin
												1:12.16 (0:30.82)	1:42.92 (0:30.76)	2:11.50 (0:28.57)	2:40.91 (0:29.41)				
1	7	ALOT LIKE JEANNIE	55.98	0:27.69	03.90	07.18	13.81	1:01.62	0:58.40	0:57.11	0:42.19 [6]	1:13.10 [6]	1:43.81 [6]	2:11.50 [1]	2:40.91	1:58.73	1:58.24	+30m	2:40.91
		Laura Wilson	Q3	Q3				204m	821m	816m		811m	590m	412m	409m				
2	8	FENWAY PARK	55.58	0:29.28	03.75	06.89	13.59	1:01.56	1:00.04	0:59.20	0:41.66 [3]	1:12.47 [3]	1:43.23 [3]	2:12.52 [4]	2:42.45	2:00.77	1:59.38	+20m	20.72m
		Liam Older	Lead	Q3				203m	811m	810m		813m	585m	406m	405m				
3	1	EAGLE MAJOR	55.01	0:29.28	03.73	06.90	13.33	1:01.56	1:00.04	1:01.00	0:41.34 [1]	1:12.16 [1]	1:42.92 [1]	2:12.20 [2]	2:43.93	2:02.57	2:00.46	+11m	40.53m
		Doc Wilson	Lead	Q3			204m	811m	810m	810m		584m	406m	405m	404m				
4	9	POSTER PERFECT	54.14	0:28.56	03.96	07.28	14.26	1:01.54	0:59.24	1:00.32	0:42.46 [7]	1:13.32 [7]	1:44.01 [7]	2:12.56 [5]	2:44.33	2:01.86	2:00.76	+45m	45.95m
		Abbey Turnbull	Lead	Q3			204m	820m	819m	823m		592m	411m	409m	410m				
5	5	LA SMOOCH	53.60	0:29.36	03.72	06.97	13.41	1:01.63	1:00.07	1:01.33	0:41.45 [2]	1:12.37 [2]	1:43.07 [2]	2:12.44 [3]	2:44.42	2:02.96	2:00.82	+34m	47.17m
		Tasmyn Potter	Lead	Q3			206m	819m	817m	818m		590m	411m	408m	408m				
6	4	WILL HE REIGN	54.79	0:29.37	03.68	06.85	13.45	1:01.64	1:00.11	1:01.39	0:41.86 [4]	1:12.76 [4]	1:43.51 [4]	2:12.88 [6]	2:44.91	2:03.03	2:01.18	+31m	53.68m
		Damian Wilson	Lead	Q3			205m	819m	816m	816m		588m	411m	408m	407m				
7	2	COZMO	53.60	0:29.31	03.96	07.30	13.88	1:01.55	1:00.06	1:01.36	0:42.13 [5]	1:12.93 [5]	1:43.68 [5]	2:12.99 [7]	2:45.05	2:02.91	2:01.28	+10m	55.55m
		Leigh Sutton	Lead	Q3			203m	811m	809m	808m		583m	406m	405m	404m				

Note: Timing is based on positional data.

[] Indicates rank at the end of each section


--:-- No data available for this section

N/A Information not available

Shepparton-Professional-2026-05-19

Race 4: PACE - 2190m

19 May 2026 - 7:01PM



HARNESS RACING VICTORIA



SHEPPARTON

HARNESS RACING CLUB

Scratched: ROYLANCE (3), FLIP A COIN (6)

Note: Timing is based on positional data.

[] Indicates rank at the end of each section

--:-- No data available for this section

N/A Information not available

Data processed by  TRIPLES DATA

Shepparton-Professional-2026-05-19

Race 5: PACE - 2190m

19 May 2026 - 7:35PM



HARNESS RACING VICTORIA



RANK	TAB	Horse/ Driver	Top Speed (Km/h)	Fastest Section	First 50m	First 100m	First 200m	First Half	Middle Half	Last Half	Lead Time	1st Quarter	2nd Quarter	3rd Quarter	4th Quarter	Last Mile	Mile Rate	Distance Travelled	Gross Time/ Margin
												1:13.56 (0:31.59)	1:43.56 (0:30.00)	2:12.52 (0:28.96)	2:42.34 (0:29.82)				
1	6	TIVOLI	52.67	0:28.69	03.91	07.28	14.35	1:01.38	0:58.43	0:57.76	0:43.19 [7]	1:14.83 [7]	1:44.56 [7]	2:13.26 [7]	2:42.34	1:59.14	1:59.29	+43m	2:42.34
		Josh Duggan	Q2	Q3			205m	818m	821m	826m	588m	409m	409m	412m	414m				
2	5	IM BIG BUSINESS	55.04	0:28.93	03.73	06.89	13.54	1:01.56	0:58.89	0:58.65	0:42.20 [2]	1:13.80 [2]	1:43.77 [2]	2:12.69 [2]	2:42.42	2:00.22	1:59.35	+36m	1.09m
		Neil McCallum	Lead	Q3			205m	817m	816m	817m	591m	410m	408m	408m	409m				
3	3	HELLO POSSUMS	52.38	0:28.60	03.81	07.16	14.08	1:01.50	0:58.48	0:58.17	0:42.89 [6]	1:14.50 [6]	1:44.39 [6]	2:12.99 [4]	2:42.57	1:59.67	1:59.47	+37m	3.25m
		Tasmyn Potter	Q3	Q3			204m	818m	819m	823m	587m	410m	408m	411m	412m				
4	7	ASSIGNED	53.89	0:28.45	04.05	07.57	14.50	1:01.28	0:58.14	0:57.89	0:43.56 [8]	1:15.16 [8]	1:44.86 [8]	2:13.31 [8]	2:42.76	1:59.17	1:59.60	+33m	5.62m
		Ryan Sanderson	Q3	Q3			204m	816m	815m	819m	588m	409m	407m	408m	411m				
5	4	ANIMADO	54.97	0:28.92	03.74	06.90	13.54	1:01.56	0:58.86	0:58.67	0:42.56 [4]	1:14.18 [4]	1:44.12 [4]	2:13.03 [5]	2:42.79	2:00.23	1:59.62	+31m	5.98m
		Glenn Bull	Lead	Q3			204m	818m	815m	817m	587m	410m	408m	408m	409m				
6	8	RETURN SERVE	53.68	0:28.93	03.76	07.01	13.66	1:01.55	0:58.86	0:58.85	0:42.79 [5]	1:14.40 [5]	1:44.33 [5]	2:13.26 [6]	2:43.19	2:00.40	1:59.92	+10m	11.36m
		Mark Pitt	Lead	Q3			202m	805m	805m	808m	586m	402m	403m	402m	406m				
7	2	CAESAR NERO	56.30	0:28.95	03.69	06.78	13.30	1:01.56	0:58.94	1:00.45	0:41.97 [1]	1:13.56 [1]	1:43.56 [1]	2:12.52 [1]	2:44.02	2:02.03	2:00.53	+6m	22.54m
		Damian Wilson	Lead	Q3			202m	805m	806m	810m	582m	402m	403m	404m	406m				

Note: Timing is based on positional data.

[] Indicates rank at the end of each section


--:-- No data available for this section

N/A Information not available

Shepparton-Professional-2026-05-19

Race 5: PACE - 2190m

19 May 2026 - 7:35PM



HARNESS RACING VICTORIA



RANK	TAB	Horse/ Driver	Top Speed (Km/h)	Fastest Section	First 50m	First 100m	First 200m	First Half	Middle Half	Last Half	Lead Time	1st Quarter	2nd Quarter	3rd Quarter	4th Quarter	Last Mile	Mile Rate	Distance Travelled	Gross Time/ Margin
												0:41.97	1:13.56 (0:31.59)	1:43.56 (0:30.00)	2:12.52 (0:28.96)				
8	1	FEAR THE POWER	54.14	0:28.96	03.75	06.96	13.60	1:01.56	0:58.91	1:00.26	0:42.31 [3]	1:13.93 [3]	1:43.88 [3]	2:12.83 [3]	2:44.14	2:01.83	2:00.62	+3m	24.14m
		Leigh Sutton	Lead	Q3			202m	805m	805m	806m	582m	402m	403m	402m	404m				

Note: Timing is based on positional data.

[] Indicates rank at the end of each section

--:-- No data available for this section

N/A Information not available

Shepparton-Professional-2026-05-19

Race 6: PACE - 2190m

19 May 2026 - 8:08PM



HARNESS RACING VICTORIA



RANK	TAB	Horse/ Driver	Top Speed (Km/h)	Fastest Section	First 50m	First 100m	First 200m	First Half	Middle Half	Last Half	Lead Time 0:42.27	1st Quarter	2nd Quarter	3rd Quarter	4th Quarter	Last Mile	Mile Rate	Distance Travelled	Gross Time/ Margin
												1:13.73 (0:31.46)	1:44.02 (0:30.28)	2:12.72 (0:28.70)	2:41.41 (0:28.69)				
1	4	DEMBE	54.07	0:28.69	03.83	07.04	13.39	1:01.77	0:58.99	0:57.38	0:42.27 [1]	1:13.73 [1]	1:44.02 [1]	2:12.72 [1]	2:41.41	1:59.15	1:58.61	+6m	2:41.41
		Leigh Sutton	Lead	Q3			204m	805m	807m	809m		584m	402m	403m	404m				
2	8	HELLOVATIME	54.11	0:28.08	03.97	07.31	14.14	1:01.66	0:58.26	0:56.70	0:43.13 [6]	1:14.61 [6]	1:44.79 [6]	2:12.87 [2]	2:41.50	1:58.36	1:58.67	+32m	1.18m
		Ellen Tormey	Q3	Q3			203m	816m	816m	817m		589m	409m	407m	409m				
3	1	IM DUSTEE	53.53	0:28.63	03.95	07.33	13.96	1:01.72	0:58.90	0:57.56	0:43.23 [7]	1:14.68 [7]	1:44.95 [7]	2:13.59 [7]	2:42.53	1:59.28	1:59.44	+3m	15.06m
		Ryan Sanderson	Q3	Q3			202m	805m	807m	810m		581m	402m	403m	405m				
4	3	UNCLE TREV	55.55	0:28.73	03.76	06.89	13.40	1:01.72	0:59.00	0:58.28	0:42.59 [3]	1:14.04 [3]	1:44.31 [3]	2:13.04 [3]	2:42.61	2:00.01	1:59.49	-1m	16.11m
		Tasmyn Potter	Lead	Q3			202m	805m	805m	806m		581m	402m	402m	402m				
5	7	GINGER ELLA	54.14	0:28.06	04.09	07.57	14.68	1:01.64	0:58.22	0:57.52	0:43.46 [8]	1:14.94 [8]	1:45.10 [8]	2:13.16 [5]	2:42.62	1:59.16	1:59.50	+33m	16.19m
		Cameron Maggs	Q4	Q3			204m	817m	816m	820m		588m	410m	407m	409m				
6	5	LOIERO	54.22	0:29.01	04.01	07.28	13.80	1:01.63	0:59.18	0:59.63	0:42.84 [4]	1:14.30 [4]	1:44.47 [4]	2:13.48 [6]	2:44.10	2:01.26	2:00.59	+28m	36.16m
		Mark Pitt	Lead	Q3			203m	816m	814m	817m		587m	410m	407m	407m				
7	6	ROMAN SCRITTORE	54.40	0:28.99	03.88	07.18	13.53	1:01.64	0:59.15	1:00.48	0:42.41 [2]	1:13.89 [2]	1:44.06 [2]	2:13.05 [4]	2:44.54	2:02.12	2:00.91	+29m	42.0m
		Gary Pekin	Lead	Q3			206m	817m	814m	814m		590m	410m	407m	407m				


Note: Timing is based on positional data.

[] Indicates rank at the end of each section

--:-- No data available for this section

N/A Information not available

Shepparton-Professional-2026-05-19



HARNESS RACING VICTORIA

Race 6: PACE - 2190m

19 May 2026 - 8:08PM



RANK	TAB	Horse/ Driver	Top Speed (Km/h)	Fastest Section	First 50m	First 100m	First 200m	First Half	Middle Half	Last Half	Lead Time	1st Quarter	2nd Quarter	3rd Quarter	4th Quarter	Last Mile	Mile Rate	Distance Travelled	Gross Time/ Margin
												0:42.27	1:13.73 (0:31.46)	1:44.02 (0:30.28)	2:12.72 (0:28.70)				
8	2	LORIMERMAJOR	53.24	0:29.28	03.85	07.12	13.68	1:01.73	0:59.56	1:01.95	0:42.84 [5]	1:14.30 [5]	1:44.57 [5]	2:13.87 [8]	2:46.55	2:03.68	2:02.39	+1m	68.96m
		Tayla French	Lead	Q3			203m	805m	805m	808m	581m	402m	403m	403m	405m				


Note: Timing is based on positional data.

[] Indicates rank at the end of each section

--:-- No data available for this section

N/A Information not available

Shepparton-Professional-2026-05-19



HARNESS RACING VICTORIA

Race 7: PACE - 2190m

19 May 2026 - 8:42PM



RANK	TAB	Horse/ Driver	Top Speed (Km/h)	Fastest Section	First 50m	First 100m	First 200m	First Half	Middle Half	Last Half	Lead Time	1st Quarter	2nd Quarter	3rd Quarter	4th Quarter	Last Mile	Mile Rate	Distance Travelled	Gross Time/ Margin
												1:13.41 (0:31.00)	1:43.53 (0:30.12)	2:12.30 (0:28.77)	2:42.53 (0:30.23)				
1	5	LONGTAN VIPER	52.88	0:28.42	03.98	07.50	14.86	1:00.70	0:58.19	0:57.88	0:43.95 [8]	1:14.88 [8]	1:44.65 [8]	2:13.07 [6]	2:42.53	1:58.57	1:59.43	+41m	2:42.53
		Ellen Tormey	Q3	Q3			205m	818m	818m	823m	590m	410m	408m	410m	412m				
2	8	SIR SONNY MAGUIRE	53.89	0:28.84	03.76	07.02	13.96	1:01.09	0:58.93	0:58.65	0:42.97 [4]	1:13.96 [4]	1:44.05 [4]	2:12.89 [4]	2:42.70	1:59.74	1:59.56	+12m	2.23m
		Liam Older	Lead	Q3			202m	808m	806m	807m	586m	405m	403m	402m	405m				
3	2	HEZ HARRYWHO	54.25	0:28.77	03.69	06.88	13.59	1:01.11	0:58.88	0:59.22	0:42.41 [1]	1:13.41 [1]	1:43.53 [1]	2:12.30 [1]	2:42.76	2:00.33	1:59.60	+3m	3.1m
		Leigh Sutton	Lead	Q3			203m	805m	805m	807m	581m	402m	403m	403m	405m				
4	4	MASTER MIKI	51.41	0:28.87	04.08	07.55	14.74	1:01.03	0:58.93	0:59.12	0:43.40 [6]	1:14.36 [6]	1:44.42 [7]	2:13.28 [8]	2:43.55	2:00.15	2:00.18	+6m	13.65m
		Tasmyn Potter	Q3	Q3			203m	805m	806m	808m	583m	402m	402m	404m	404m				
5	1	SPORTING RAGE	53.71	0:28.83	03.74	06.97	13.95	1:01.08	0:58.92	1:00.06	0:42.63 [2]	1:13.62 [2]	1:43.72 [2]	2:12.55 [2]	2:43.78	2:01.14	2:00.35	+4m	16.71m
		Luke Dunne	Lead	Q3			203m	805m	806m	809m	581m	402m	403m	404m	405m				
6	3	WINGATE GUY	52.70	0:28.43	03.96	07.36	14.55	1:00.71	0:58.20	0:59.55	0:43.61 [7]	1:14.55 [7]	1:44.32 [6]	2:12.76 [3]	2:43.89	2:00.26	2:00.44	+33m	18.29m
		Ryan Sanderson	Q3	Q3			204m	817m	816m	818m	588m	410m	407m	409m	409m				
7	7	LUVERBOY	51.77	0:29.17	03.83	07.18	14.24	1:00.78	0:59.05	1:00.45	0:42.92 [3]	1:13.81 [3]	1:43.69 [3]	2:12.86 [5]	2:44.15	2:01.23	2:00.62	+35m	21.7m
		Gary Pekin	Lead	Q3			207m	817m	813m	815m	593m	410m	407m	407m	408m				

Note: Timing is based on positional data.

[] Indicates rank at the end of each section


--:-- No data available for this section

N/A Information not available

Shepparton-Professional-2026-05-19

Race 7: PACE - 2190m

19 May 2026 - 8:42PM



HARNESS RACING VICTORIA



RANK	TAB	Horse/Driver	Top Speed (Km/h)	Fastest Section	First 50m	First 100m	First 200m	First Half	Middle Half	Last Half	Lead Time	1st Quarter	2nd Quarter	3rd Quarter	4th Quarter	Last Mile	Mile Rate	Distance Travelled	Gross Time/Margin
												0:42.41	1:13.41 (0:31.00)	1:43.53 (0:30.12)	2:12.30 (0:28.77)				
8	6	MUSSEL SHOALS	53.21	0:29.15	03.90	07.25	14.28	1:00.75	0:58.96	1:00.51	0:43.34 [5]	1:14.28 [5]	1:44.09 [5]	2:13.24 [7]	2:44.61	2:01.26	2:00.96	+32m	27.92m
		Donna Castles	Lead	Q3			204m	817m	814m	816m	589m	410m	407m	407m	409m				

Note: Timing is based on positional data.

[] Indicates rank at the end of each section

--:--:-- No data available for this section

N/A Information not available

Shepparton-Professional-2026-05-19

Race 8: 4YO & OLDER MAIDEN PACE - 2190m

19 May 2026 - 9:16PM



HARNESS RACING VICTORIA



SHEPPARTON
HARNESS RACING CLUB

RANK	TAB	Horse/ Driver	Top Speed (Km/h)	Fastest Section	First 50m	First 100m	First 200m	First Half	Middle Half	Last Half	Lead Time 0:42.11	1st Quarter	2nd Quarter	3rd Quarter	4th Quarter	Last Mile	Mile Rate	Distance Travelled	Gross Time/ Margin
												1:13.09 (0:30.98)	1:43.97 (0:30.88)	2:14.34 (0:30.37)	2:43.48 (0:29.14)				
1	1	SHES FROM TEXAS	53.78	0:28.52	03.95	07.28	14.08	1:01.78	1:01.24	0:58.91	0:42.81 [4]	1:13.73 [5]	1:44.57 [5]	2:14.96 [3]	2:43.48	2:00.69	2:00.13	+3m	2:43.48
		Rebecca Bartley	Lead	Q4			203m	806m	806m	807m	580m	403m	403m	403m	405m				
2	4	EEBEEBEE	53.14	0:29.42	03.67	06.99	13.98	1:01.86	1:01.25	0:59.79	0:42.11 [1]	1:13.09 [1]	1:43.97 [1]	2:14.34 [1]	2:43.77	2:01.65	2:00.34	+10m	3.88m
		Mark Pitt	Lead	Q4			205m	809m	806m	806m	585m	405m	404m	402m	403m				
3	2	ROCK POSTER	53.46	0:29.32	03.56	06.81	13.84	1:01.80	1:01.23	0:59.69	0:42.45 [2]	1:13.39 [3]	1:44.26 [3]	2:14.63 [2]	2:43.96	2:01.49	2:00.48	+11m	6.42m
		Jason Hackett	Lead	Q4			203m	810m	808m	810m	582m	405m	404m	404m	406m				
4	3	WICKED ONE	52.16	0:30.12	03.71	07.06	14.15	1:01.83	1:01.56	1:00.80	0:42.71 [3]	1:13.66 [4]	1:44.54 [4]	2:15.22 [4]	2:45.35	2:02.63	2:01.50	+27m	25.09m
		Trevor Hilson	Lead	Q4			204m	817m	815m	815m	585m	410m	407m	408m	407m				
5	5	ASHANTE WARRIOR	51.70	0:29.70	04.16	07.85	15.31	1:01.37	1:01.55	1:00.44	0:43.79 [8]	1:14.36 [8]	1:45.17 [8]	2:15.92 [6]	2:45.62	2:01.81	2:01.70	+32m	28.71m
		Ray Pace	Q4	Q4			205m	817m	817m	815m	589m	410m	408m	409m	406m				
6	6	SWEET FACE	50.33	0:30.53	03.74	07.28	14.96	1:01.65	1:01.53	1:01.19	0:43.19 [7]	1:13.97 [6]	1:44.84 [6]	2:15.49 [5]	2:46.03	2:02.84	2:02.01	+32m	34.28m
		Glenn Bull	Q3	Q4			205m	818m	817m	817m	588m	410m	407m	410m	407m				
7	7	LITTLE RAIN CLOUD	51.16	0:30.88	04.34	07.89	15.09	1:01.78	1:02.51	1:06.12	0:43.00 [6]	1:13.88 [7]	1:44.78 [7]	2:16.39 [8]	2:50.91	2:07.90	2:05.59	+12m	99.66m
		Noel Tyndall	Lead	Q1			202m	809m	806m	807m	586m	405m	404m	402m	405m				

Note: Timing is based on positional data.

[] Indicates rank at the end of each section

--:-- No data available for this section

N/A Information not available

Shepparton-Professional-2026-05-19

Race 8: 4YO & OLDER MAIDEN PACE - 2190m

19 May 2026 - 9:16PM



HARNESS RACING VICTORIA



RANK	TAB	Horse/ Driver	Top Speed (Km/h)	Fastest Section	First 50m	First 100m	First 200m	First Half	Middle Half	Last Half	Lead Time	1st Quarter	2nd Quarter	3rd Quarter	4th Quarter	Last Mile	Mile Rate	Distance Travelled	Gross Time/ Margin
												0:42.11	1:13.09 (0:30.98)	1:43.97 (0:30.88)	2:14.34 (0:30.37)				
8	8	SON OF A BROAD Liam Older	51.98	0:30.47	03.99	07.34	14.50	1:01.42	1:03.14	1:10.50	0:42.56 [5]	1:13.04 [2] (0:30.47)	1:43.98 [2] (0:30.95)	2:16.18 [7] (0:32.19)	2:54.49 (0:38.31)	2:11.92	2:08.22	+33m	147.73m
			Lead	Q1			204m	817m	814m	815m	591m	410m	407m	406m	409m				

Note: Timing is based on positional data.

[] Indicates rank at the end of each section

--:-- No data available for this section

N/A Information not available

Shepparton-Professional-2026-05-19

Race 9: 4YO & OLDER MAIDEN PACE - 2190m

19 May 2026 - 9:50PM



HARNESS RACING VICTORIA



RANK	TAB	Horse/ Driver	Top Speed (Km/h)	Fastest Section	First 50m	First 100m	First 200m	First Half	Middle Half	Last Half	Lead Time	1st Quarter	2nd Quarter	3rd Quarter	4th Quarter	Last Mile	Mile Rate	Distance Travelled	Gross Time/ Margin
												1:14.41 (0:31.66)	1:45.00 (0:30.59)	2:14.56 (0:29.56)	2:44.63 (0:30.06)				
1	2	HELENSHOPE	52.67	0:29.48	03.92	07.30	13.99	1:02.30	1:00.13	0:59.09	0:43.22 [3]	1:14.87 [3]	1:45.52 [3]	2:15.01 [2]	2:44.63	2:01.39	2:00.98	+6m	2:44.63
		Tasmyn Potter	Lead	Q3			203m	805m	806m	810m	581m	402m	403m	404m	407m				
2	4	JUST LIKE NUGGET	52.34	0:29.43	03.95	07.28	14.18	1:02.30	1:00.08	0:59.31	0:43.51 [5]	1:15.16 [5]	1:45.81 [5]	2:15.24 [3]	2:45.12	2:01.61	2:01.34	+8m	6.6m
		Ewa Justice	Lead	Q3			203m	805m	806m	812m	582m	402m	403m	403m	408m				
3	1	IMAGUNNARESTNGO	50.69	0:29.49	04.07	07.62	14.66	1:02.31	1:00.10	0:59.86	0:43.89 [7]	1:15.59 [7]	1:46.21 [7]	2:15.70 [5]	2:46.07	2:02.17	2:02.03	+5m	19.25m
		Jason Hackett	Q3	Q3			202m	805m	807m	810m	580m	402m	403m	404m	406m				
4	6	OPERTSER	52.02	0:29.71	04.00	07.47	14.85	1:02.23	1:00.23	0:59.89	0:44.14 [8]	1:15.85 [8]	1:46.37 [8]	2:16.08 [8]	2:46.27	2:02.12	2:02.18	+32m	21.99m
		Liam Older	Q3	Q3			204m	819m	816m	815m	589m	411m	408m	408m	407m				
5	8	SPOT THE DEVIL	51.26	0:29.84	04.03	07.44	14.68	1:02.26	1:00.39	1:02.00	0:43.72 [6]	1:15.43 [6]	1:45.98 [6]	2:15.82 [6]	2:47.98	2:04.26	2:03.44	+38m	44.9m
		Tony Barresi	Lead	Q3			203m	818m	815m	820m	590m	410m	407m	408m	412m				
6	7	DIAMONDONTHEROCKS	56.52	0:29.56	03.70	06.78	13.36	1:02.25	1:00.15	1:03.50	0:42.75 [1]	1:14.41 [1]	1:45.00 [1]	2:14.56 [1]	2:48.52	2:05.75	2:03.84	+5m	52.2m
		David Miles	Lead	Q3			203m	807m	805m	806m	583m	405m	403m	402m	404m				
7	5	ROCKNROLL ROSANNA	52.96	0:30.26	03.86	07.13	13.84	1:02.22	1:00.82	1:05.75	0:42.99 [2]	1:14.66 [2]	1:45.23 [2]	2:15.49 [4]	2:50.98	2:07.97	2:05.64	+26m	85.17m
		Scott Rains	Lead	Q3			203m	816m	814m	814m	587m	410m	407m	407m	407m				

Note: Timing is based on positional data.

[] Indicates rank at the end of each section


--:-- No data available for this section

N/A Information not available

Shepparton-Professional-2026-05-19

Race 9: 4YO & OLDER MAIDEN PACE - 2190m

19 May 2026 - 9:50PM



HARNESS RACING VICTORIA



RANK	TAB	Horse/ Driver	Top Speed (Km/h)	Fastest Section	First 50m	First 100m	First 200m	First Half	Middle Half	Last Half	Lead Time	1st Quarter	2nd Quarter	3rd Quarter	4th Quarter	Last Mile	Mile Rate	Distance Travelled	Gross Time/ Margin
												0:42.75	1:14.41 (0:31.66)	1:45.00 (0:30.59)	2:14.56 (0:29.56)				
8	3	ITS JUST RUBY Leigh Sutton	51.52	0:30.24	04.00	07.48	14.47	1:02.23	1:00.78	1:07.80	0:43.30 [4]	1:15.00 [4]	1:45.54 [4]	2:15.78 [7]	2:53.36	2:10.03	2:07.39	+36m	117.04m
			Lead	Q3			203m	818m	817m	821m	587m	410m	408m	410m	411m				

Note: Timing is based on positional data.

[] Indicates rank at the end of each section

--:-- No data available for this section

N/A Information not available

Shepparton-Professional-2026-05-19

Race 10: 4YO & OLDER MAIDEN TROT - 1690m

19 May 2026 - 10:20PM



HARNESS RACING VICTORIA



SHEPPARTON
HARNESS RACING CLUB

RANK	TAB	Horse/ Driver	Top Speed (Km/h)	Fastest Section	First 50m	First 100m	First 200m	First Half	Middle Half	Last Half	Lead Time	1st Quarter	2nd Quarter	3rd Quarter	4th Quarter	Last Mile	Mile Rate	Distance Travelled	Gross Time/ Margin
												0:38.57 (0:33.01)	1:12.21 (0:33.63)	1:43.64 (0:31.43)	2:13.70 (0:30.06)				
1	8	ALDEBARAN ZANE	51.84	0:29.77	04.08	07.63	15.01	1:06.46	1:05.02	1:01.16	0:06.07 [4]	0:38.90 [2]	1:12.54 [2]	1:43.93 [3]	2:13.70	2:07.62	2:07.32	+17m	2:13.70
		Ryan Sanderson	Q4	Q4			202m	805m	808m	816m		86m	402m	403m	405m				
2	6	ISTANBUL	51.26	0:30.53	04.27	07.81	14.88	1:06.31	1:05.09	1:01.99	0:05.90 [2]	0:38.57 [1]	1:12.21 [1]	1:43.67 [2]	2:14.21	2:08.30	2:07.80	+5m	6.84m
		Rebecca Bartley	Q1	Q4			203m	807m	805m	807m		81m	405m	403m	403m				
3	3	GALHALLA	48.74	0:30.54	04.44	08.09	16.28	1:06.90	1:02.19	1:01.70	0:06.20 [5]	0:41.45 [5]	1:13.10 [4]	1:43.64 [1]	2:14.81	2:08.60	2:08.37	+22m	14.83m
		John Newberry	Q3	Q3			204m	814m	812m	816m		82m	409m	405m	407m				
4	5	MI BOW	50.33	0:30.75	04.35	07.98	15.65	1:07.12	1:04.55	1:01.82	0:06.03 [3]	0:39.67 [4]	1:13.15 [5]	1:44.23 [5]	2:14.98	2:08.94	2:08.53	+19m	17.1m
		Ellen Tormey	Q4	Q4			204m	811m	810m	817m		81m	408m	403m	407m				
5	4	ALDEBARAN DENBAY	49.72	0:29.79	04.35	09.10	20.56	1:08.03	0:59.76	1:01.18	0:06.56 [7]	0:44.81 [7]	1:14.61 [6]	1:44.57 [6]	2:15.80	2:09.21	2:09.31	+17m	28.11m
		David Miles	Q2	Q2			205m	815m	809m	812m		81m	411m	404m	405m				
6	2	PRINCESS HAZEL	47.81	0:31.34	04.39	08.14	15.65	1:06.62	1:04.90	1:03.14	0:06.25 [6]	0:39.31 [3]	1:12.88 [3]	1:44.22 [4]	2:16.02	2:09.76	2:09.53	+4m	31.11m
		Tony Barresi	Q3	Q3			202m	805m	805m	807m		82m	402m	402m	403m				
7	1	LOOKAT SPUNKY TROT	47.81	0:32.12	05.56	10.37	21.61	1:09.82	1:04.50	1:05.25	0:09.60 [8]	0:47.28 [8]	1:19.40 [7]	1:51.79 [7]	2:24.66	2:15.07	2:17.76	+23m	147.02m
		Ajay Baker	Q2	Q2			201m	805m	806m	810m		98m	403m	403m	404m				

Note: Timing is based on positional data.

[] Indicates rank at the end of each section

-:--:- No data available for this section


N/A Information not available

Data processed by  TRIPLESDATA

Shepparton-Professional-2026-05-19

Race 10: 4YO & OLDER MAIDEN TROT - 1690m

19 May 2026 - 10:20PM



HARNESS RACING VICTORIA



RANK	TAB	Horse/ Driver	Top Speed (Km/h)	Fastest Section	First 50m	First 100m	First 200m	First Half	Middle Half	Last Half	Lead Time	1st Quarter	2nd Quarter	3rd Quarter	4th Quarter	Last Mile	Mile Rate	Distance Travelled	Gross Time/ Margin
												0:38.57 (0:33.01)	1:12.21 (0:33.63)	1:43.64 (0:31.43)	2:13.70 (0:30.06)				
8	7	THE RED AVENGER Scott Rains	50.72	0:31.50	04.13	07.59	15.00	1:24.04	1:19.91	1:03.39	0:05.56 [1]	0:41.57 [6]	1:29.60 [8]	2:01.50 [8]	2:33.00	2:27.43	2:25.69	+51m	258.76m
			Q1	Q4			208m	850m	827m	810m	81m	428m	422m	405m	405m				

Note: Timing is based on positional data.

[] Indicates rank at the end of each section

--:-- No data available for this section

N/A Information not available