

Shepparton-Professional-2026-05-12

Race 1: SHEPPARTON SHOWCASE PODCAST PREVIEW PACE - 1690m

12 May 2026 - 5:01PM



HARNESS RACING VICTORIA



RANK	TAB	Horse/ Driver	Top Speed (Km/h)	Fastest Section	First 50m	First 100m	First 200m	First Half	Middle Half	Last Half	Lead Time 0:05.14	1st Quarter	2nd Quarter	3rd Quarter	4th Quarter	Last Mile	Mile Rate	Distance Travelled	Gross Time/ Margin
												0:34.36 (0:29.22)	1:04.35 (0:29.99)	1:33.57 (0:29.23)	2:02.05 (0:28.47)				
1	9	IM BIG BUSINESS	54.94	0:28.22	03.82	07.02	13.69	0:59.77	0:58.50	0:56.68	0:05.57 [8]	0:35.07 [6]	1:05.37 [7]	1:33.57 [1]	2:02.05	1:56.45	1:56.23	+30m	2:02.05
		Neil McCallum	Q1	Q3			203m	816m	819m	820m	84m	407m	409m	410m	411m				
2	10	OWEN THE SAINTS	54.18	0:28.23	03.87	07.26	14.10	0:59.88	0:58.50	0:56.47	0:05.76 [10]	0:35.38 [8]	1:05.63 [9]	1:33.87 [5]	2:02.11	1:56.28	1:56.28	+34m	0.75m
		Jack Laugher	Q3	Q4			204m	817m	819m	822m	84m	408m	409m	410m	412m				
3	11	FOLLOW THE MONEY	54.29	0:28.06	03.89	07.37	14.50	1:00.08	0:58.43	0:56.28	0:05.84 [11]	0:35.71 [10]	1:05.92 [11]	1:34.15 [7]	2:02.21	1:56.36	1:56.37	+34m	2.09m
		Jackson Painting	Q3	Q4			203m	816m	819m	824m	85m	407m	409m	410m	413m				
4	2	BETTORSWEETVICTORY	55.48	0:28.76	03.74	06.90	13.43	0:59.19	0:59.21	0:57.98	0:05.16 [3]	0:34.36 [1]	1:04.35 [1]	1:33.56 [2]	2:02.33	1:57.17	1:56.49	+1m	3.75m
		James Herbertson	Q1	Q4			203m	806m	805m	806m	80m	404m	402m	402m	404m				
5	3	BET SHEZA LADY	52.92	0:28.70	03.77	07.05	13.96	0:59.50	0:59.52	0:57.87	0:05.28 [4]	0:34.43 [2]	1:04.79 [4]	1:33.95 [6]	2:02.65	1:57.37	1:56.80	+26m	8.05m
		Liam Older	Q1	Q4			204m	820m	816m	817m	80m	411m	409m	408m	409m				
6	1	HIGHVIEW HAMMER	54.72	0:28.77	03.69	06.86	13.61	0:59.56	0:59.22	0:57.99	0:05.14 [1]	0:34.70 [3]	1:04.69 [3]	1:33.91 [4]	2:02.68	1:57.55	1:56.82	+1m	8.37m
		Corey Bell	Q1	Q4			201m	806m	805m	806m	80m	403m	402m	402m	404m				
7	8	LUVERBOY	54.54	0:28.54	03.79	06.98	13.75	0:59.50	0:59.02	0:57.74	0:05.49 [6]	0:35.17 [7]	1:04.99 [5]	1:34.19 [8]	2:02.73	1:57.24	1:56.87	+5m	9.03m
		Donna Castles	Q1	Q4			202m	805m	805m	807m	83m	403m	402m	402m	405m				

Note: Timing is based on positional data.

[] Indicates rank at the end of each section

--:-- No data available for this section

N/A Information not available

Shepparton-Professional-2026-05-12

Race 1: SHEPPARTON SHOWCASE PODCAST PREVIEW PACE - 1690m

12 May 2026 - 5:01PM



HARNESS RACING VICTORIA



RANK	TAB	Horse/Driver	Top Speed (Km/h)	Fastest Section	First 50m	First 100m	First 200m	First Half	Middle Half	Last Half	Lead Time	1st Quarter	2nd Quarter	3rd Quarter	4th Quarter	Last Mile	Mile Rate	Distance Travelled	Gross Time/Margin
8	13	TOORAM DANNY	55.37	0:29.11	03.75	06.96	13.86	0:58.88	0:58.96	0:58.36	0:05.55 [9]	0:34.67 [4]	1:04.43 [2]	1:33.62 [3]	2:02.80	1:57.24	1:56.94	+33m	10.06m
		Alex Ashwood	Q1	Q1			205m	823m	816m	815m	85m	0:29.11	(0:29.77)	(0:29.19)	(0:29.17)				
9	6	FLOPPA	53.75	0:28.31	03.84	07.27	14.75	1:00.35	0:58.20	0:57.04	0:05.42 [5]	0:36.30 [12]	1:05.77 [10]	1:34.50 [11]	2:02.81	1:57.39	1:56.95	+19m	10.16m
		Nathan Jack	Q4	Q4			205m	812m	810m	817m	80m	(0:30.88)	(0:29.47)	(0:28.73)	(0:28.31)				
10	12	LA SMOOCH	51.95	0:28.43	03.90	07.42	14.87	0:59.54	0:58.78	0:57.48	0:05.91 [12]	0:35.71 [9]	1:05.44 [8]	1:34.49 [10]	2:02.92	1:57.02	1:57.05	+9m	11.65m
		Leigh Sutton	Q4	Q4			204m	807m	805m	807m	85m	(0:29.81)	(0:29.73)	(0:29.05)	(0:28.43)				
11	4	THERESHEWAS	53.82	0:28.09	03.86	07.32	14.38	1:00.74	0:58.68	0:56.65	0:05.56 [7]	0:36.18 [11]	1:06.30 [12]	1:34.87 [12]	2:02.97	1:57.39	1:57.10	+25m	12.27m
		Abbey Turnbull	Q3	Q4			203m	819m	816m	816m	80m	(0:30.62)	(0:30.12)	(0:28.56)	(0:28.09)				
12	5	MASTER MIKI	55.37	0:28.72	03.68	06.82	13.52	0:59.94	0:59.50	0:57.87	0:05.16 [2]	0:34.75 [5]	1:05.10 [6]	1:34.26 [9]	2:02.98	1:57.81	1:57.10	+20m	12.39m
		Tasmyn Potter	Q1	Q4			204m	815m	815m	815m	80m	(0:29.59)	(0:30.35)	(0:29.15)	(0:28.72)				

Scratched: DONT ASK AGAIN (7)

Note: Timing is based on positional data.

[] Indicates rank at the end of each section

--:-- No data available for this section

N/A Information not available

Shepparton-Professional-2026-05-12

Race 2: ABBEY & ABBY SHRC FACEBOOK PACE - 1690m

12 May 2026 - 5:30PM



HARNESS RACING VICTORIA



RANK	TAB	Horse/ Driver	Top Speed (Km/h)	Fastest Section	First 50m	First 100m	First 200m	First Half	Middle Half	Last Half	Lead Time	1st Quarter	2nd Quarter	3rd Quarter	4th Quarter	Last Mile	Mile Rate	Distance Travelled	Gross Time/ Margin
												0:34.31 (0:29.34)	1:04.68 (0:30.37)	1:33.10 (0:28.42)	2:01.95 (0:28.85)				
1	1	RANDOM MAHONEY	54.07	0:28.41	03.77	07.01	13.60	0:59.62	0:58.75	0:56.98	0:05.33 [5]	0:34.62 [2]	1:04.96 [3]	1:33.37 [2]	2:01.95	1:56.60	1:56.12	+4m	2:01.95
		Tasmyn Potter	Q1	Q3			202m	805m	805m	808m	80m	(0:29.28)	(0:30.34)	(0:28.41)	(0:28.56)				
2	8	GINGER ELLA	53.71	0:28.38	03.77	07.02	13.80	0:59.66	0:58.73	0:56.78	0:05.56 [8]	0:34.88 [3]	1:05.21 [5]	1:33.62 [5]	2:02.00	1:56.44	1:56.18	+10m	0.72m
		Cameron Maggs	Q4	Q4			202m	806m	805m	810m	85m	(0:29.33)	(0:30.33)	(0:28.40)	(0:28.38)	403m			
3	3	OUR CHEEKY DEVIL	54.83	0:28.26	03.69	06.85	13.50	1:00.33	0:58.74	0:56.56	0:05.13 [2]	0:34.98 [5]	1:05.46 [6]	1:33.71 [6]	2:02.03	1:56.90	1:56.21	+22m	1.15m
		Abbey Turnbull	Q1	Q3			203m	814m	815m	818m	80m	(0:29.85)	(0:30.48)	(0:28.26)	(0:28.31)				
4	4	ELATED NZ	53.82	0:28.24	03.68	06.92	13.74	0:59.95	0:58.43	0:56.97	0:05.14 [3]	0:34.90 [4]	1:05.09 [4]	1:33.33 [4]	2:02.07	1:56.92	1:56.24	+26m	1.61m
		James Herbertson	Lead	Q3			203m	818m	815m	817m	80m	(0:29.76)	(0:30.19)	(0:28.24)	(0:28.73)				
5	9	EVILEYE	53.60	0:28.50	03.76	06.99	13.87	0:59.34	0:58.02	0:57.27	0:05.50 [7]	0:35.32 [6]	1:04.83 [2]	1:33.33 [3]	2:02.11	1:56.61	1:56.28	+21m	2.19m
		David Miles	Q1	Q3			203m	815m	813m	812m	84m	(0:29.82)	(0:29.52)	(0:28.50)	(0:28.77)				
6	10	ANIMADO	54.58	0:28.21	03.79	07.10	14.14	1:00.12	0:58.36	0:56.44	0:05.66 [9]	0:35.65 [7]	1:05.79 [7]	1:34.01 [8]	2:02.23	1:56.56	1:56.40	+30m	3.82m
		Glenn Bull	Q4	Q4			203m	815m	815m	820m	85m	(0:29.99)	(0:30.13)	(0:28.23)	(0:28.21)				
7	7	UNCLE TREV	54.00	0:28.10	03.79	07.18	14.43	1:00.60	0:58.20	0:56.26	0:05.46 [6]	0:36.03 [8]	1:06.07 [8]	1:34.23 [9]	2:02.33	1:56.86	1:56.49	+18m	5.14m
		Nathan Jack	Q4	Q4			205m	816m	813m	810m	81m	(0:30.56)	(0:30.04)	(0:28.16)	(0:28.10)				

Note: Timing is based on positional data.

[] Indicates rank at the end of each section

--:-- No data available for this section

N/A Information not available

Shepparton-Professional-2026-05-12

Race 2: ABBEY & ABBY SHRC FACEBOOK PACE - 1690m

12 May 2026 - 5:30PM



HARNESS RACING VICTORIA



RANK	TAB	Horse/ Driver	Top Speed (Km/h)	Fastest Section	First 50m	First 100m	First 200m	First Half	Middle Half	Last Half	Lead Time 0:04.97	1st Quarter	2nd Quarter	3rd Quarter	4th Quarter	Last Mile	Mile Rate	Distance Travelled	Gross Time/ Margin
												0:34.31 (0:29.34)	1:04.68 (0:30.37)	1:33.10 (0:28.42)	2:01.95 (0:28.85)				
8	5	SIR SONNY MAGUIRE	55.33	0:27.54	03.67	06.95	13.76	1:01.18	0:57.56	0:55.93	0:05.25 [4]	0:36.41 [9]	1:06.43 [9]	1:33.97 [7]	2:02.37	1:57.11	1:56.53	+22m	5.67m
		Mark Pitt	Q3	Q3			205m	821m	812m	811m		80m	414m	407m	405m				
9	6	LINE DANCE	58.32	0:28.42	03.54	06.52	13.14	0:59.71	0:58.79	0:57.70	0:04.97 [1]	0:34.31 [1]	1:04.68 [1]	1:33.10 [1]	2:02.38	1:57.41	1:56.53	+2m	5.77m
		Leigh Sutton	Q1	Q3			202m	806m	805m	806m		80m	404m	402m	403m				

Scratched: BET ON ACES (2)

Note: Timing is based on positional data.

[] Indicates rank at the end of each section

-:--:- No data available for this section

N/A Information not available

Shepparton-Professional-2026-05-12

Race 3: SHRC WAGER WEDNESDAY PACE - 1690m

12 May 2026 - 6:02PM



HARNESS RACING VICTORIA



SHEPPARTON
HARNESS RACING CLUB

RANK	TAB	Horse/ Driver	Top Speed (Km/h)	Fastest Section	First 50m	First 100m	First 200m	First Half	Middle Half	Last Half	Lead Time 0:05.00	1st Quarter	2nd Quarter	3rd Quarter	4th Quarter	Last Mile	Mile Rate	Distance Travelled	Gross Time/ Margin
												0:33.34 (0:28.34)	1:03.60 (0:30.26)	1:32.69 (0:29.09)	2:01.06 (0:28.37)				
1	2	YA BOTTOM DOLLAR	55.15	0:27.97	03.64	06.78	13.30	0:58.87	0:59.36	0:57.10	0:05.09 [2]	0:33.73 [3]	1:03.95 [3]	1:33.09 [3]	2:01.06	1:55.97	1:55.28	+3m	2:01.06
		Rodney Petroff	Q1	Q4			203m	806m	805m	808m		80m	403m	402m	402m				
2	3	KING SAINT	56.27	0:28.34	03.61	06.71	13.12	0:58.61	0:59.36	0:57.52	0:05.00 [1]	0:33.34 [1]	1:03.60 [1]	1:32.69 [1]	2:01.12	1:56.13	1:55.34	+4m	0.87m
		Jack Laugher	Lead	Q1			203m	808m	805m	806m		80m	406m	402m	402m				
3	5	LITTLE WONDER	54.14	0:28.11	03.69	06.95	13.63	0:58.81	0:59.16	0:57.16	0:05.33 [5]	0:34.04 [4]	1:04.15 [4]	1:33.20 [4]	2:01.32	1:55.97	1:55.53	+25m	3.58m
		Alex Ashwood	Q1	Q4			204m	818m	816m	816m		81m	410m	409m	408m				
4	6	FENWAY PARK	54.22	0:28.28	03.63	06.89	13.61	0:58.59	0:59.35	0:57.98	0:05.13 [4]	0:33.43 [2]	1:03.74 [2]	1:32.78 [2]	2:01.72	1:56.56	1:55.91	+26m	8.87m
		Mark Pitt	Q1	Q1			206m	821m	815m	815m		80m	413m	408m	407m				
5	1	ALIZA HILL	54.94	0:28.37	03.64	06.79	13.47	0:59.14	0:59.25	0:57.52	0:05.06 [3]	0:34.10 [5]	1:04.19 [5]	1:33.34 [5]	2:01.72	1:56.66	1:55.91	+3m	8.92m
		James Herbertson	Lead	Q4			201m	805m	806m	808m		80m	403m	403m	403m				
6	8	JOHN WAYNE NZ	54.86	0:28.87	03.72	06.90	13.63	0:59.05	0:59.22	0:58.01	0:05.49 [7]	0:34.46 [7]	1:04.54 [7]	1:33.68 [7]	2:02.56	1:57.06	1:56.71	+4m	20.21m
		Josh Duggan	Q1	Q4			202m	805m	805m	806m		84m	402m	402m	402m				
7	7	CAESAR NERO	52.42	0:28.92	03.78	07.19	14.18	0:58.94	0:59.09	0:58.56	0:05.39 [6]	0:34.31 [6]	1:04.33 [6]	1:33.40 [6]	2:02.90	1:57.51	1:57.03	+23m	24.7m
		Nathan Jack	Q4	Q1			204m	818m	816m	814m		80m	410m	409m	407m				

Note: Timing is based on positional data.

[] Indicates rank at the end of each section

--:-- No data available for this section

N/A Information not available



HARNESS RACING VICTORIA

Shepparton-Professional-2026-05-12

Race 3: SHRC WAGER WEDNESDAY PACE - 1690m

12 May 2026 - 6:02PM



Scratched: CATIES SON (4), SOHO PLAYGIRL (9)

Note: Timing is based on positional data.

[] Indicates rank at the end of each section

--:-- No data available for this section

N/A Information not available

Data processed by  **TRIPLESDATA**

Shepparton-Professional-2026-05-12

Race 4: HYGAIN PACE - 2190m

12 May 2026 - 6:30PM



HARNESS RACING VICTORIA



RANK	TAB	Horse/ Driver	Top Speed (Km/h)	Fastest Section	First 50m	First 100m	First 200m	First Half	Middle Half	Last Half	Lead Time 0:41.93	1st Quarter	2nd Quarter	3rd Quarter	4th Quarter	Last Mile	Mile Rate	Distance Travelled	Gross Time/ Margin
												1:13.88 (0:31.95)	1:44.39 (0:30.51)	2:13.34 (0:28.95)	2:42.98 (0:29.64)				
1	4	OUR MYSTERY BET	53.57	0:28.97	03.83	07.08	14.00	1:01.78	0:59.38	0:58.50	0:42.70 [4]	1:14.07 [2]	1:44.48 [2]	2:13.45 [2]	2:42.98	2:00.28	1:59.77	+30m	2:42.98
		Juanita Breen	Lead	Q3			205m	815m	814m	814m	592m	407m	407m	407m	407m				
2	6	CRESCO THREEPEAT	52.60	0:28.87	04.03	07.50	14.57	1:01.94	0:59.32	0:57.93	0:43.23 [7]	1:14.72 [6]	1:45.17 [6]	2:14.04 [5]	2:43.10	1:59.85	1:59.85	+33m	1.56m
		Gary Pekin	Q3	Q3			204m	815m	815m	817m	590m	408m	407m	407m	410m				
3	7	KRAKEY	54.83	0:28.95	03.76	06.95	13.54	1:02.45	0:59.46	0:59.04	0:41.93 [1]	1:13.88 [1]	1:44.39 [1]	2:13.34 [1]	2:43.43	2:01.49	2:00.09	+14m	6.01m
		Damian Wilson	Lead	Q3			206m	808m	808m	808m	589m	403m	405m	404m	404m				
4	3	TOPHUT JOHNY	54.40	0:28.96	03.77	06.97	13.65	1:02.00	0:59.43	0:58.63	0:42.82 [5]	1:14.34 [4]	1:44.81 [4]	2:13.77 [3]	2:43.45	2:00.63	2:00.11	+25m	6.26m
		James Herbertson	Lead	Q3			204m	814m	813m	813m	589m	407m	407m	406m	406m				
5	5	CLIVES GIRL	51.98	0:28.97	04.01	07.47	14.48	1:02.15	0:59.39	0:58.02	0:43.28 [8]	1:15.02 [8]	1:45.44 [8]	2:14.41 [7]	2:43.47	2:00.17	2:00.12	+23m	6.56m
		Charlene Gusman	Q3	Q3			203m	812m	815m	816m	585m	405m	408m	407m	409m				
6	2	BARWEN STORM	53.86	0:29.14	03.86	07.13	13.95	1:02.38	0:59.60	0:58.68	0:43.00 [6]	1:14.93 [7]	1:45.38 [7]	2:14.53 [8]	2:44.08	2:01.06	2:00.57	+11m	14.77m
		Abbey Turnbull	Lead	Q3			203m	808m	808m	808m	585m	403m	404m	403m	405m				
7	1	OLLY ODD POTTS	54.58	0:29.16	03.77	06.96	13.54	1:02.44	0:59.66	0:59.91	0:42.21 [2]	1:14.15 [3]	1:44.65 [3]	2:13.81 [4]	2:44.56	2:02.35	2:00.93	+6m	21.23m
		Donna Castles	Lead	Q3			202m	806m	806m	808m	582m	403m	403m	403m	405m				

Note: Timing is based on positional data.

[] Indicates rank at the end of each section


--:-- No data available for this section

N/A Information not available

Shepparton-Professional-2026-05-12

Race 4: HYGAIN PACE - 2190m

12 May 2026 - 6:30PM



HARNESS RACING VICTORIA



RANK	TAB	Horse/ Driver	Top Speed (Km/h)	Fastest Section	First 50m	First 100m	First 200m	First Half	Middle Half	Last Half	Lead Time	1st Quarter	2nd Quarter	3rd Quarter	4th Quarter	Last Mile	Mile Rate	Distance Travelled	Gross Time/ Margin
												0:41.93	1:13.88 (0:31.95)	1:44.39 (0:30.51)	2:13.34 (0:28.95)				
8	8	MISTER RAUDONIKIS	54.94	0:29.16	03.85	07.09	13.65	1:02.41	0:59.64	1:00.70	0:42.60 [3]	1:14.53 [5]	1:45.01 [5]	2:14.17 [6]	2:45.72	2:03.11	2:01.78	+8m	36.73m
		Matthew Murphy	Lead	Q3			203m	806m	805m	806m	586m	403m	403m	402m	404m				

Scratched: FLIP A COIN (9)

Note: Timing is based on positional data.

[] Indicates rank at the end of each section

--:-- No data available for this section

N/A Information not available

Shepparton-Professional-2026-05-12

Race 5: THE CARRINGTON MAIDEN PACE - 2190m

12 May 2026 - 7:04PM



HARNESS RACING VICTORIA



RANK	TAB	Horse/ Driver	Top Speed (Km/h)	Fastest Section	First 50m	First 100m	First 200m	First Half	Middle Half	Last Half	Lead Time 0:43.21	1st Quarter	2nd Quarter	3rd Quarter	4th Quarter	Last Mile	Mile Rate	Distance Travelled	Gross Time/ Margin
												1:13.94 (0:30.73)	1:44.79 (0:30.85)	2:14.63 (0:29.84)	2:45.19 (0:30.56)				
1	1	INTERESTINME	53.50	0:29.83	03.76	07.00	13.86	1:01.56	1:00.68	1:00.38	0:43.21 [1]	1:13.94 [1]	1:44.79 [1]	2:14.63 [1]	2:45.19	2:01.96	2:01.39	+5m	2:45.19
		Mark Pitt	Lead	Q3			203m	806m	806m	806m	583m	403m	404m	402m	404m				
2	8	WICKED ONE	53.89	0:29.81	03.85	07.10	13.88	1:01.59	1:00.68	1:00.76	0:43.54 [3]	1:14.26 [4]	1:45.14 [3]	2:14.95 [3]	2:45.90	2:02.35	2:01.91	+9m	9.46m
		Trevor Hilson	Lead	Q3			203m	807m	807m	807m	584m	403m	404m	403m	404m				
3	7	IMON NZ	53.93	0:29.99	03.85	07.26	14.10	1:01.41	1:00.80	1:01.28	0:43.61 [2]	1:14.21 [2]	1:45.02 [2]	2:15.00 [2]	2:46.31	2:02.70	2:02.21	+29m	14.99m
		Jackson Painting	Lead	Q3			206m	815m	812m	812m	592m	409m	406m	406m	406m				
4	3	BOUNCED	51.19	0:29.68	03.89	07.28	14.32	1:01.31	1:00.19	1:00.56	0:44.55 [8]	1:15.35 [8]	1:45.85 [7]	2:15.53 [5]	2:46.42	2:01.87	2:02.29	+15m	16.52m
		David Miles	Lead	Q3			205m	807m	805m	808m	590m	405m	402m	402m	405m				
5	2	ORION ART	52.02	0:30.16	03.84	07.17	14.31	1:01.73	1:00.89	1:00.92	0:44.17 [6]	1:15.17 [7]	1:45.89 [8]	2:16.06 [7]	2:46.82	2:02.65	2:02.59	+29m	21.91m
		Josh Duggan	Lead	Q3			204m	816m	815m	815m	589m	409m	408m	408m	407m				
6	6	COBARGO MILLY	52.78	0:30.02	03.79	07.08	14.02	1:01.76	1:01.16	1:02.32	0:43.83 [4]	1:14.46 [5]	1:45.60 [6]	2:15.62 [6]	2:47.93	2:04.08	2:03.40	+24m	36.79m
		Glenn Bull	Lead	Q3			204m	817m	813m	809m	590m	409m	407m	406m	404m				
7	4	MIDNIGHT ALIBI	55.26	0:29.79	04.01	07.49	14.64	1:00.89	1:00.77	1:03.26	0:44.33 [7]	1:14.24 [3]	1:45.22 [4]	2:15.01 [4]	2:48.49	2:04.15	2:03.81	+44m	44.26m
		Alex Ashwood	Q1	Q3			204m	821m	817m	822m	591m	413m	408m	409m	412m				

Note: Timing is based on positional data.

[] Indicates rank at the end of each section

-:--:- No data available for this section

N/A Information not available



HARNESS RACING VICTORIA

Shepparton-Professional-2026-05-12

Race 5: THE CARRINGTON MAIDEN PACE - 2190m

12 May 2026 - 7:04PM



RANK	TAB	Horse/ Driver	Top Speed (Km/h)	Fastest Section	First 50m	First 100m	First 200m	First Half	Middle Half	Last Half	Lead Time	1st Quarter	2nd Quarter	3rd Quarter	4th Quarter	Last Mile	Mile Rate	Distance Travelled	Gross Time/ Margin
												0:43.21	1:13.94 (0:30.73)	1:44.79 (0:30.85)	2:14.63 (0:29.84)				
8	9	BONIFICENT	51.88	0:30.81	03.97	07.37	14.34	1:01.64	1:02.14	1:07.82	0:43.92 [5]	1:14.74 [6]	1:45.56 [5]	2:16.88 [8]	2:53.40	2:09.46	2:07.42	+9m	110.12m
		Tasmyn Potter	Lead	Q1			202m	806m	805m	807m	587m	403m	403m	402m	404m				

Scratched: THATS ME AGAIN (5)

Note: Timing is based on positional data.

[] Indicates rank at the end of each section

--:-- No data available for this section

N/A Information not available

Shepparton-Professional-2026-05-12

Race 6: SADDLEWORLD SHEPPARTON TROT - 2190m

12 May 2026 - 7:35PM



HARNESS RACING VICTORIA



RANK	TAB	Horse/ Driver	Top Speed (Km/h)	Fastest Section	First 50m	First 100m	First 200m	First Half	Middle Half	Last Half	Lead Time 0:43.08	1st Quarter	2nd Quarter	3rd Quarter	4th Quarter	Last Mile	Mile Rate	Distance Travelled	Gross Time/ Margin
												1:14.75 (0:31.67)	1:44.97 (0:29.22)	2:14.71 (0:29.74)	2:45.47 (0:30.76)				
1	8	WAIKARE ADRIENNA	51.05	0:29.74	04.12	07.65	14.86	1:01.90	0:59.97	1:00.47	0:43.08 [1]	1:14.75 [1]	1:44.97 [1]	2:14.71 [1]	2:45.44	2:02.37	2:01.57	+12m	2:45.44
		Jack Laugher	Lead	Q3			204m	806m	805m	806m		590m	403m	402m	402m				
2	1	KALARNEY PRINCE	53.86	0:29.70	03.95	07.24	13.70	1:02.06	0:59.92	1:00.08	0:43.33 [2]	1:15.16 [2]	1:45.38 [2]	2:15.08 [2]	2:45.47	2:02.14	2:01.59	+2m	0.42m
		Neil McCallum	Lead	Q3			202m	805m	805m	806m		583m	403m	402m	402m				
3	2	STARLIGHT RED	53.93	0:29.79	03.91	07.16	13.75	1:02.03	0:59.98	1:00.50	0:43.65 [3]	1:15.49 [4]	1:45.68 [4]	2:15.47 [4]	2:46.18	2:02.53	2:02.11	+3m	9.86m
		Laura Wilson	Lead	Q3			203m	805m	805m	806m		583m	403m	402m	402m				
4	6	JILLIBY TOPGUN	49.75	0:29.78	04.02	07.56	14.62	1:01.66	1:00.04	1:00.99	0:43.88 [4]	1:15.28 [3]	1:45.54 [3]	2:15.32 [3]	2:46.54	2:02.65	2:02.38	+33m	14.72m
		Mark Pitt	Lead	Q3			206m	816m	815m	814m		594m	408m	408m	407m				
5	5	AT THE DISTANCE	50.90	0:29.65	04.04	07.55	14.64	1:01.55	0:59.89	1:00.66	0:45.22 [8]	1:16.53 [8]	1:46.77 [8]	2:16.42 [8]	2:47.44	2:02.21	2:03.04	+27m	26.88m
		Josh Duggan	Q3	Q3			206m	814m	812m	812m		593m	407m	407m	406m				
6	4	WHATS THE TEA	50.65	0:29.69	04.12	07.69	14.89	1:01.63	1:00.00	1:01.36	0:44.73 [7]	1:16.04 [7]	1:46.35 [7]	2:16.04 [6]	2:47.72	2:02.99	2:03.25	+30m	30.62m
		James Herbertson	Q3	Q3			204m	813m	815m	819m		589m	406m	407m	408m				
7	7	MONTANA MUSCLE	49.46	0:30.04	04.28	08.02	15.43	1:01.71	1:00.32	1:03.18	0:44.20 [6]	1:15.62 [5]	1:45.91 [5]	2:15.95 [5]	2:49.10	2:04.89	2:04.26	+24m	49.06m
		Gary Pekin	Q3	Q3			203m	815m	814m	812m		588m	407m	408m	407m				

Note: Timing is based on positional data.

[] Indicates rank at the end of each section

--:-- No data available for this section

N/A Information not available

Shepparton-Professional-2026-05-12

Race 6: SADDLEWORLD SHEPPARTON TROT - 2190m

12 May 2026 - 7:35PM



HARNESS RACING VICTORIA



RANK	TAB	Horse/ Driver	Top Speed (Km/h)	Fastest Section	First 50m	First 100m	First 200m	First Half	Middle Half	Last Half	Lead Time	1st Quarter	2nd Quarter	3rd Quarter	4th Quarter	Last Mile	Mile Rate	Distance Travelled	Gross Time/ Margin
												0:43.08	1:14.75 (0:31.67)	1:44.97 (0:30.22)	2:14.71 (0:29.74)				
8	3	BET BET HOTSHOT	51.05	0:30.22	04.06	07.56	14.55	1:02.01	1:00.50	1:04.53	0:43.93 [5]	1:15.73 [6]	1:45.94 [6]	2:16.23 [7]	2:50.48	2:06.54	2:05.27	+3m	67.56m
		Abby Sanderson	Lead	Q2			203m	805m	805m	807m	583m	403m	402m	403m	404m				

Scratched: PARIS JAMILLA (9)

Note: Timing is based on positional data.

[] Indicates rank at the end of each section

--:-- No data available for this section

N/A Information not available

Shepparton-Professional-2026-05-12

Race 7: MUNRO & ASSOCIATES CONVEYANCING PACE - 2190m

12 May 2026 - 8:09PM



HARNESS RACING VICTORIA



RANK	TAB	Horse/ Driver	Top Speed (Km/h)	Fastest Section	First 50m	First 100m	First 200m	First Half	Middle Half	Last Half	Lead Time 0:43.00	1st Quarter	2nd Quarter	3rd Quarter	4th Quarter	Last Mile	Mile Rate	Distance Travelled	Gross Time/ Margin
												1:15.51 (0:32.51)	1:46.88 (0:31.37)	2:15.84 (0:28.96)	2:46.08 (0:30.24)				
1	8	DOT BALL	53.57	0:28.55	03.99	07.43	14.82	1:03.44	0:59.52	0:58.51	0:44.13 [6]	1:16.59 [7]	1:47.56 [6]	2:16.11 [3]	2:46.08	2:01.95	2:02.04	+39m	2:46.08
		Jack Laugher	Q3	Q3			203m	817m	819m	818m	594m	408m	410m	409m	408m				
2	4	OKTOLOVE	52.96	0:28.67	03.83	07.10	14.02	1:03.66	0:59.88	0:59.22	0:43.43 [3]	1:15.88 [4]	1:47.09 [3]	2:15.76 [2]	2:46.31	2:02.88	2:02.21	+25m	3.19m
		Mark Pitt	Lead	Q3			203m	815m	815m	812m	588m	407m	408m	406m	405m				
3	7	MYNAMEISRUBY	53.50	0:28.54	03.93	07.49	15.21	1:03.10	0:59.16	0:58.55	0:44.68 [9]	1:17.16 [9]	1:47.78 [9]	2:16.31 [5]	2:46.32	2:01.65	2:02.22	+44m	3.25m
		James Herbertson	Q3	Q3			207m	819m	821m	820m	595m	408m	411m	410m	410m				
4	3	VERY TEMPTING	53.89	0:28.96	03.80	07.02	13.72	1:03.65	1:00.14	0:59.53	0:43.22 [2]	1:15.70 [2]	1:46.88 [1]	2:15.84 [1]	2:46.42	2:03.18	2:02.29	+21m	4.6m
		Glenn Bull	Lead	Q3			203m	815m	812m	808m	588m	407m	408m	404m	404m				
5	6	REASON TO LAUGH	51.73	0:28.74	03.86	07.42	15.20	1:03.36	0:59.62	0:58.78	0:44.35 [8]	1:16.84 [8]	1:47.72 [8]	2:16.46 [6]	2:46.50	2:02.14	2:02.35	+31m	5.75m
		Corey Bell	Q3	Q3			205m	816m	815m	814m	590m	408m	408m	407m	407m				
6	9	BOSS MAJOR	51.84	0:29.37	03.94	07.32	14.49	1:03.65	1:00.78	0:59.45	0:43.59 [4]	1:15.83 [3]	1:47.24 [4]	2:16.61 [7]	2:46.69	2:03.10	2:02.49	+14m	8.3m
		Nathan Jack	Q3	Q3			203m	806m	805m	807m	592m	403m	402m	403m	404m				
7	2	HARTNETT	51.98	0:28.84	03.92	07.31	14.32	1:03.69	1:00.06	0:59.39	0:43.79 [5]	1:16.26 [6]	1:47.48 [5]	2:16.32 [4]	2:46.87	2:03.08	2:02.62	+24m	10.66m
		Gary Pekin	Q3	Q3			203m	815m	814m	811m	588m	407m	408m	406m	406m				

Note: Timing is based on positional data.

[] Indicates rank at the end of each section

--:-- No data available for this section

N/A Information not available

Shepparton-Professional-2026-05-12

Race 7: MUNRO & ASSOCIATES CONVEYANCING PACE - 2190m

12 May 2026 - 8:09PM



HARNESS RACING VICTORIA



RANK	TAB	Horse/ Driver	Top Speed (Km/h)	Fastest Section	First 50m	First 100m	First 200m	First Half	Middle Half	Last Half	Lead Time	1st Quarter	2nd Quarter	3rd Quarter	4th Quarter	Last Mile	Mile Rate	Distance Travelled	Gross Time/ Margin
												0:43.00	1:15.51 (0:32.51)	1:46.88 (0:31.37)	2:15.84 (0:28.96)				
8	5	KARDESLER NZ	51.66	0:29.37	03.86	07.27	14.82	1:03.28	1:00.77	1:01.42	0:44.28 [7]	1:16.15 [5]	1:47.55 [7]	2:16.93 [8]	2:48.98	2:04.70	2:04.17	+20m	38.96m
		Leigh Sutton	Q3	Q3			205m	807m	811m	812m	591m	403m	404m	407m	406m				
9	1	ROCKIN CHARMER	53.42	0:31.38	03.88	07.17	13.86	1:03.94	1:02.81	1:07.26	0:43.00 [1]	1:15.51 [1]	1:46.94 [2]	2:18.32 [9]	2:54.20	2:11.20	2:08.01	+4m	108.94m
		Peter Chamouras	Lead	Q3			202m	806m	805m	806m	583m	403m	402m	402m	404m				

Note: Timing is based on positional data.

[] Indicates rank at the end of each section

--:--:-- No data available for this section

N/A Information not available

Shepparton-Professional-2026-05-12

Race 8: NEATLINE TROT - 1690m

12 May 2026 - 8:43PM



HARNESS RACING VICTORIA



RANK	TAB	Horse/ Driver	Top Speed (Km/h)	Fastest Section	First 50m	First 100m	First 200m	First Half	Middle Half	Last Half	Lead Time	1st Quarter	2nd Quarter	3rd Quarter	4th Quarter	Last Mile	Mile Rate	Distance Travelled	Gross Time/ Margin
												0:35.64 (0:30.17)	1:08.39 (0:32.75)	1:38.52 (0:30.13)	2:08.30 (0:29.78)				
1	3	VOLDAGHA	51.66	0:29.14	04.07	07.60	14.91	1:03.28	1:02.32	0:59.20	0:05.83 [5]	0:36.84 [6]	1:09.10 [4]	1:39.16 [4]	2:08.30	2:02.48	2:02.17	+27m	2:08.30
		Mark Pitt	Q4	Q4			204m	820m	819m	819m	80m	410m	410m	409m	410m				
2	9	SAMMY HALLER	51.80	0:28.87	04.15	07.72	15.38	1:03.14	1:02.34	0:58.98	0:06.21 [7]	0:37.12 [7]	1:09.34 [6]	1:39.45 [6]	2:08.33	2:02.12	2:02.20	+33m	0.43m
		Laura Wilson	Q4	Q4			203m	820m	819m	819m	84m	410m	410m	409m	410m				
3	4	ALDEBARANHARLEQUIN	50.94	0:29.81	03.94	07.36	14.42	1:03.11	1:02.32	0:59.88	0:05.56 [2]	0:36.43 [4]	1:08.68 [2]	1:38.74 [2]	2:08.55	2:02.99	2:02.41	+24m	3.39m
		Steven Lindberg	Q3	Q4			205m	819m	817m	816m	80m	410m	409m	408m	408m				
4	8	SAINT EYES	51.16	0:29.07	04.31	07.99	15.70	1:02.80	1:02.80	0:59.12	0:06.70 [8]	0:36.75 [5]	1:09.51 [7]	1:39.56 [7]	2:08.63	2:01.92	2:02.48	+9m	4.38m
		Neil Caldwell	Q4	Q4			203m	806m	805m	808m	85m	404m	402m	402m	405m				
5	5	CRESCO CASHFLOW	51.41	0:29.07	04.13	07.70	15.59	1:03.73	1:02.28	0:59.16	0:05.95 [6]	0:37.49 [8]	1:09.68 [8]	1:39.77 [8]	2:08.85	2:02.89	2:02.69	+27m	7.36m
		Gary Pekin	Q4	Q4			206m	820m	818m	817m	80m	410m	410m	409m	409m				
6	6	TAKEN BY WINE	54.36	0:29.99	03.84	07.03	13.85	1:03.36	1:02.84	1:00.10	0:05.47 [1]	0:36.09 [2]	1:08.83 [3]	1:38.95 [3]	2:08.95	2:03.46	2:02.79	+1m	8.77m
		Donna Castles	Q1	Q4			202m	806m	805m	807m	80m	403m	402m	402m	404m				
7	7	JETAWAY SAINT	53.06	0:30.02	03.95	07.31	14.11	1:02.77	1:02.87	1:00.56	0:05.62 [4]	0:35.64 [1]	1:08.39 [1]	1:38.52 [1]	2:08.97	2:03.33	2:02.81	+12m	9.01m
		Jack Laugher	Q1	Q1			205m	815m	809m	808m	80m	410m	405m	404m	404m				

Note: Timing is based on positional data.

[] Indicates rank at the end of each section


--:-- No data available for this section

N/A Information not available

Shepparton-Professional-2026-05-12

Race 8: NEATLINE TROT - 1690m

12 May 2026 - 8:43PM



HARNESS RACING VICTORIA



RANK	TAB	Horse/ Driver	Top Speed (Km/h)	Fastest Section	First 50m	First 100m	First 200m	First Half	Middle Half	Last Half	Lead Time	1st Quarter	2nd Quarter	3rd Quarter	4th Quarter	Last Mile	Mile Rate	Distance Travelled	Gross Time/ Margin
												0:35.64 (0:30.17)	1:08.39 (0:32.75)	1:38.52 (0:30.13)	2:08.30 (0:29.78)				
8	1	MONEY TALKS	51.37	0:29.05	04.52	09.26	18.06	1:02.95	1:01.61	0:59.10	0:06.95 [9]	0:38.34 [9]	1:09.91 [9]	1:39.96 [9]	2:09.01	2:02.05	2:02.85	+1m	9.59m
		Paul Railton	Q4	Q4			202m	805m	805m	806m	80m	403m	402m	402m	404m				
9	2	WOMAN TO LOVE	50.90	0:29.91	03.95	07.36	14.30	1:03.51	1:02.81	0:59.96	0:05.65 [3]	0:36.40 [3]	1:09.15 [5]	1:39.20 [5]	2:09.12	2:03.47	2:02.95	0m	10.97m
		Neil McCallum	Q4	Q4			202m	805m	805m	806m	80m	403m	402m	402m	403m				

Note: Timing is based on positional data.

[] Indicates rank at the end of each section

--:--:-- No data available for this section

N/A Information not available

Shepparton-Professional-2026-05-12

Race 9: SEN GV 1260AM PACE - 2190m

12 May 2026 - 9:17PM



HARNESS RACING VICTORIA



RANK	TAB	Horse/ Driver	Top Speed (Km/h)	Fastest Section	First 50m	First 100m	First 200m	First Half	Middle Half	Last Half	Lead Time	1st Quarter	2nd Quarter	3rd Quarter	4th Quarter	Last Mile	Mile Rate	Distance Travelled	Gross Time/ Margin
												1:12.28 (0:31.10)	1:42.70 (0:30.42)	2:10.68 (0:27.98)	2:40.36 (0:29.68)				
1	6	BLACKJACK WHACKO	54.40	0:27.56	03.96	07.51	14.81	1:01.35	0:57.86	0:56.64	0:42.34 [7]	1:13.40 [7]	1:43.70 [7]	2:11.27 [4]	2:40.36	1:57.99	1:57.84	+38m	2:40.36
		Chris Svanosio	Q3	Q3			205m	818m	817m	818m	592m	409m	409m	409m	409m				
2	7	HITCH TO HIS STAR	54.79	0:27.60	03.93	07.54	15.05	1:01.33	0:57.88	0:56.34	0:42.71 [8]	1:13.76 [8]	1:44.05 [8]	2:11.65 [7]	2:40.39	1:57.67	1:57.86	+46m	0.36m
		Liam Older	Q3	Q3			206m	820m	821m	821m	594m	410m	410m	411m	411m				
3	3	MICHEN ROY	55.19	0:28.03	03.76	06.98	13.64	1:01.46	0:58.34	0:58.05	0:41.19 [2]	1:12.34 [2]	1:42.65 [2]	2:10.68 [1]	2:40.71	1:59.51	1:58.10	+33m	4.63m
		Glenn Bull	Q3	Q3			205m	818m	814m	812m	593m	410m	409m	406m	406m				
4	8	WATTLEBANK ARNIE	54.76	0:28.37	03.74	06.94	13.73	1:01.47	0:58.76	0:57.55	0:41.82 [5]	1:12.91 [5]	1:43.31 [5]	2:11.68 [8]	2:40.86	1:59.02	1:58.21	+23m	6.65m
		Jack Laugher	Lead	Q3			203m	809m	810m	814m	590m	404m	405m	405m	409m				
5	5	FOURTH RESPONSE	54.54	0:27.77	03.93	07.41	14.47	1:01.40	0:58.05	0:57.71	0:41.92 [6]	1:13.04 [6]	1:43.33 [6]	2:11.10 [3]	2:41.04	1:59.11	1:58.34	+35m	9.07m
		Abbey Turnbull	Q3	Q3			204m	819m	817m	814m	593m	409m	409m	408m	406m				
6	1	SHARP INTEREST	55.08	0:28.43	03.68	06.82	13.73	1:01.53	0:58.85	0:58.16	0:41.47 [3]	1:12.57 [3]	1:43.00 [3]	2:11.43 [6]	2:41.17	1:59.69	1:58.43	+16m	10.77m
		Nathan Jack	Lead	Q3			202m	809m	810m	811m	586m	404m	405m	405m	406m				
7	4	WILLIAMS	56.77	0:28.70	03.60	06.65	13.45	1:01.52	0:59.12	0:58.86	0:41.18 [1]	1:12.28 [1]	1:42.70 [1]	2:11.41 [5]	2:41.56	2:00.38	1:58.72	+8m	15.97m
		Alex Ashwood	Lead	Q3			203m	805m	805m	807m	586m	402m	402m	403m	404m				

Note: Timing is based on positional data.

[] Indicates rank at the end of each section


-:--:- No data available for this section

N/A Information not available

Shepparton-Professional-2026-05-12

Race 9: SEN GV 1260AM PACE - 2190m

12 May 2026 - 9:17PM



HARNESS RACING VICTORIA



RANK	TAB	Horse/ Driver	Top Speed (Km/h)	Fastest Section	First 50m	First 100m	First 200m	First Half	Middle Half	Last Half	Lead Time	1st Quarter	2nd Quarter	3rd Quarter	4th Quarter	Last Mile	Mile Rate	Distance Travelled	Gross Time/ Margin
												0:41.18	1:12.28 (0:31.10)	1:42.70 (0:30.42)	2:10.68 (0:27.98)				
8	2	MANINKY MOONSHINE	54.47	0:28.04	03.87	07.24	14.01	1:01.45	0:58.35	0:58.64	0:41.49 [4]	1:12.63 [4]	1:42.94 [4]	2:10.97 [2]	2:41.57	2:00.09	1:58.74	+35m	16.36m
		Abby Sanderson	Q3	Q3			205m	819m	815m	813m	593m	410m	409m	406m	406m				

Note: Timing is based on positional data.

[] Indicates rank at the end of each section

--:-- No data available for this section

N/A Information not available

Shepparton-Professional-2026-05-12

Race 10: CENTRAL TYRE SERVICE MAIDEN PACE - 2190m

12 May 2026 - 9:51PM



HARNESS RACING VICTORIA



RANK	TAB	Horse/ Driver	Top Speed (Km/h)	Fastest Section	First 50m	First 100m	First 200m	First Half	Middle Half	Last Half	Lead Time 0:39.76	1st Quarter	2nd Quarter	3rd Quarter	4th Quarter	Last Mile	Mile Rate	Distance Travelled	Gross Time/ Margin
												1:10.22 (0:30.46)	1:41.41 (0:31.19)	2:12.69 (0:31.28)	2:45.01 (0:32.32)				
1	6	WHENIMREADY	58.25	0:30.46	03.61	06.63	12.99	1:01.65	1:02.47	1:03.56	0:39.76 [1]	1:10.22 [1]	1:41.41 [1]	2:12.69 [1]	2:45.00	2:05.23	2:01.25	+7m	2:45.00
		Jordan Leedham	Lead	Q1			203m	807m	805m	806m		585m	404m	402m	402m				
2	7	MAJOR EASTWOOD	51.88	0:29.00	03.74	07.15	14.63	0:59.59	1:01.93	1:02.86	0:42.55 [6]	1:11.55 [5]	1:42.15 [5]	2:13.49 [5]	2:45.01	2:02.45	2:01.25	+8m	0.05m
		Kylie Sugars	Lead	Q1			205m	806m	805m	807m		585m	403m	403m	402m				
3	3	ELLIANA	54.22	0:29.51	03.65	06.86	13.77	1:00.04	1:01.91	1:03.63	0:41.75 [4]	1:11.26 [4]	1:41.79 [4]	2:13.18 [4]	2:45.43	2:03.67	2:01.56	+33m	5.65m
		Tasmyn Potter	Lead	Q1			203m	817m	816m	816m		590m	409m	408m	408m				
4	8	SPOT THE DEVIL	54.65	0:29.60	03.71	06.91	13.59	1:00.22	1:01.92	1:03.77	0:41.53 [3]	1:11.12 [3]	1:41.75 [3]	2:13.05 [3]	2:45.53	2:03.99	2:01.64	+10m	7.07m
		Tony Barresi	Lead	Q1			202m	805m	805m	807m		588m	402m	402m	402m				
5	1	CAMERINA	55.40	0:30.41	03.66	06.81	13.28	1:01.56	1:02.56	1:04.05	0:39.94 [2]	1:10.35 [2]	1:41.53 [2]	2:12.92 [2]	2:45.57	2:05.63	2:01.68	+30m	7.71m
		Laura Wilson	Lead	Q1			203m	818m	816m	814m		588m	409m	409m	408m				
6	5	STAY ALPHA	53.57	0:29.20	03.70	06.96	13.83	0:59.74	1:02.11	1:03.26	0:42.66 [7]	1:11.86 [7]	1:42.39 [7]	2:13.97 [7]	2:45.67	2:03.00	2:01.74	+31m	8.97m
		Jackson Painting	Lead	Q1			204m	812m	812m	818m		592m	406m	405m	407m				
7	4	GLENANGE MISS	52.52	0:29.40	03.72	07.02	14.12	1:00.02	1:02.16	1:04.84	0:42.14 [5]	1:11.54 [6]	1:42.16 [6]	2:13.70 [6]	2:47.00	2:04.86	2:02.72	+30m	26.78m
		Gary Pekin	Lead	Q1			204m	817m	816m	815m		588m	408m	408m	408m				

Note: Timing is based on positional data.

[] Indicates rank at the end of each section


--:-- No data available for this section

N/A Information not available

Shepparton-Professional-2026-05-12

Race 10: CENTRAL TYRE SERVICE MAIDEN PACE - 2190m

12 May 2026 - 9:51PM



HARNESS RACING VICTORIA



SHEPPARTON

HARNESS RACING CLUB

Scratched: WHERE IT BEGAN (2)

Note: Timing is based on positional data.

[] Indicates rank at the end of each section

--:-- No data available for this section

N/A Information not available

Data processed by  **TRIPLES DATA**