

Shepparton-Professional-2026-06-09

Race 1: GET WELL HELEN HEAD PACE - 2190m

09 June 2026 - 5:05PM



HARNESS RACING VICTORIA



RANK	TAB	Horse/ Driver	Top Speed (Km/h)	Fastest Section	First 50m	First 100m	First 200m	First Half	Middle Half	Last Half	Lead Time 0:40.98	1st Quarter	2nd Quarter	3rd Quarter	4th Quarter	Last Mile	Mile Rate	Distance Travelled	Gross Time/ Margin
												1:11.80 (0:30.82)	1:41.80 (0:30.00)	2:11.41 (0:29.61)	2:41.99 (0:30.57)				
1	7	MADAM REACTOR	56.81	0:29.61	03.47	06.60	13.19	1:00.82	0:59.61	1:00.17	0:40.98 [1]	1:11.80 [1]	1:41.80 [1]	2:11.41 [1]	2:41.99	2:00.99	1:59.04	+14m	2:41.99
		Liam Older	Lead	Q3			206m	809m	807m	808m		587m	405m	404m	403m				
2	9	OUR MYSTERY BET	52.85	0:29.50	03.82	07.14	14.06	1:00.40	0:59.09	0:59.15	0:42.66 [9]	1:13.47 [9]	1:43.06 [9]	2:12.56 [7]	2:42.21	1:59.55	1:59.20	+44m	2.95m
		Juanita Breen	Lead	Q3			204m	820m	818m	823m		591m	411m	409m	410m				
3	4	CLIVES GIRL	53.78	0:29.57	03.56	06.84	13.74	1:00.30	0:59.16	1:00.11	0:42.02 [6]	1:12.75 [6]	1:42.33 [4]	2:11.92 [2]	2:42.44	2:00.41	1:59.36	+32m	5.95m
		Charlene Gusman	Lead	Q2			206m	819m	816m	814m		589m	411m	408m	407m				
4	8	TASMA FLASH	52.42	0:29.87	03.85	07.18	14.08	1:00.75	0:59.91	0:59.81	0:42.33 [7]	1:13.11 [7]	1:43.08 [8]	2:13.02 [11]	2:42.89	2:00.56	1:59.70	+22m	12.06m
		Matthew Gath	Lead	Q4			203m	809m	809m	818m		585m	405m	404m	405m				
5	11	WINGATE GUY	52.24	0:29.48	03.91	07.43	14.79	1:00.35	0:58.98	0:59.30	0:43.28 [11]	1:14.14 [11]	1:43.64 [11]	2:13.12 [12]	2:42.94	1:59.65	1:59.73	+51m	12.67m
		Alex Ashwood	Q4	Q3			205m	821m	820m	828m		593m	411m	409m	410m				
6	10	KRAKEY	51.41	0:29.49	03.84	07.28	14.45	1:00.38	0:59.01	0:59.74	0:42.94 [10]	1:13.80 [10]	1:43.31 [10]	2:12.80 [9]	2:43.06	2:00.12	1:59.83	+47m	14.38m
		Damian Wilson	Q2	Q3			204m	821m	819m	825m		592m	411m	409m	410m				
7	1	ICANMOTOR	52.38	0:29.92	03.67	06.99	14.00	1:00.76	0:59.92	1:00.63	0:41.96 [5]	1:12.72 [5]	1:42.72 [7]	2:12.65 [8]	2:43.36	2:01.39	2:00.04	+20m	18.37m
		James Herbertson	Lead	Q3			203m	810m	809m	817m		583m	406m	404m	405m				

Note: Timing is based on positional data.

[] Indicates rank at the end of each section

--:-- No data available for this section

N/A Information not available

Shepparton-Professional-2026-06-09

Race 1: GET WELL HELEN HEAD PACE - 2190m

09 June 2026 - 5:05PM



HARNESS RACING VICTORIA



RANK	TAB	Horse/ Driver	Top Speed (Km/h)	Fastest Section	First 50m	First 100m	First 200m	First Half	Middle Half	Last Half	Lead Time 0:40.98	1st Quarter	2nd Quarter	3rd Quarter	4th Quarter	Last Mile	Mile Rate	Distance Travelled	Gross Time/ Margin
												1:11.80 (0:30.82)	1:41.80 (0:30.00)	2:11.41 (0:29.61)	2:41.99 (0:30.57)				
8	3	NIVEKALON EAGLE	52.52	0:29.56	03.64	06.98	14.05	1:00.32	0:59.13	1:01.27	0:42.31 [8]	1:13.07 [8]	1:42.64 [6]	2:12.22 [4]	2:43.92	2:01.59	2:00.46	+35m	25.87m
		Tasmyn Potter	Lead	Q2			203m	818m	816m	819m	588m	410m	407m	409m	410m				
9	6	QUEENHIGH FLUSH NZ	55.58	0:29.94	03.46	06.59	13.32	1:00.75	0:59.92	1:02.09	0:41.37 [2]	1:12.14 [2]	1:42.12 [2]	2:12.06 [3]	2:44.21	2:02.84	2:00.67	+10m	29.8m
		Leigh Sutton	Lead	Q3			203m	809m	806m	807m	584m	405m	404m	403m	404m				
10	12	METRO MEMORY	51.41	0:28.94	03.95	07.56	15.11	1:00.33	0:58.39	1:00.42	0:43.56 [12]	1:14.45 [12]	1:43.90 [12]	2:12.84 [10]	2:44.32	2:00.75	2:00.75	+32m	31.19m
		Ellen Tormey	Q2	Q3			205m	820m	813m	809m	594m	411m	409m	404m	405m				
11	2	DONT ASK AGAIN	54.90	0:29.91	03.62	06.85	13.62	1:00.78	0:59.92	1:02.01	0:41.67 [3]	1:12.43 [4]	1:42.44 [5]	2:12.36 [5]	2:44.46	2:02.79	2:00.85	+11m	33.12m
		Glenn Bull	Lead	Q3			203m	809m	807m	809m	584m	405m	404m	403m	405m				
12	5	CRESKO THREEPEAT	53.32	0:29.88	03.57	06.83	13.89	1:00.51	1:00.04	1:02.89	0:41.70 [4]	1:12.33 [3]	1:42.21 [3]	2:12.37 [6]	2:45.11	2:03.40	2:01.33	+35m	41.85m
		Gary Pekin	Lead	Q2			206m	817m	813m	814m	594m	411m	407m	406m	408m				

Note: Timing is based on positional data.

[] Indicates rank at the end of each section

--:--:-- No data available for this section

N/A Information not available

Shepparton-Professional-2026-06-09

Race 2: WILLOWOOD FARM MAIDEN PACE - 2190m

09 June 2026 - 5:37PM



HARNESS RACING VICTORIA




RANK	TAB	Horse/ Driver	Top Speed (Km/h)	Fastest Section	First 50m	First 100m	First 200m	First Half	Middle Half	Last Half	Lead Time 0:42.78	1st Quarter	2nd Quarter	3rd Quarter	4th Quarter	Last Mile	Mile Rate	Distance Travelled	Gross Time/ Margin
												1:14.80 (0:32.02)	1:46.27 (0:31.47)	2:15.03 (0:28.76)	2:43.82 (0:28.79)				
1	2	FLIGHT LOUTENANT	54.65	0:28.76	03.82	07.00	13.73	1:03.49	1:00.23	0:57.55	0:42.78 [1]	1:14.80 [1]	1:46.27 [1]	2:15.03 [1]	2:43.82	2:01.04	2:00.38	+10m	2:43.82
		Alex Ashwood	Lead	Q3			202m	808m	808m	809m	582m	405m	404m	404m	406m				
2	4	ELLIANA	53.53	0:28.63	03.86	07.11	14.10	1:03.59	1:00.09	0:57.47	0:43.37 [6]	1:15.71 [7]	1:46.96 [6]	2:15.81 [5]	2:44.44	2:01.06	2:00.84	+32m	8.42m
		Tasmyn Potter	Lead	Q4			206m	819m	815m	816m	588m	411m	408m	407m	409m				
3	5	WOODVILLE FLYER	53.71	0:28.86	03.90	07.17	14.04	1:03.62	1:00.11	0:57.77	0:43.16 [4]	1:15.53 [5]	1:46.78 [4]	2:15.64 [3]	2:44.55	2:01.39	2:00.92	+36m	9.87m
		Connor Clarke	Lead	Q3			206m	819m	816m	816m	590m	411m	408m	407m	409m				
4	7	ROCK POSTER	53.50	0:28.89	03.93	07.18	14.36	1:03.61	1:00.11	0:58.35	0:42.75 [2]	1:15.13 [3]	1:46.35 [2]	2:15.23 [2]	2:44.70	2:01.96	2:01.03	+37m	11.89m
		Jason Hackett	Lead	Q3			205m	819m	815m	814m	594m	411m	408m	407m	407m				
5	6	MADDALEEZ	54.07	0:28.46	04.13	07.64	15.08	1:03.11	1:00.28	0:57.32	0:44.28 [10]	1:15.95 [8]	1:47.39 [9]	2:16.25 [8]	2:44.71	2:00.43	2:01.04	+22m	12.06m
		Ryan Sanderson	Q3	Q4			205m	808m	810m	816m	588m	404m	404m	406m	410m				
6	9	EEBEEBEE	54.40	0:28.68	03.98	07.26	14.12	1:03.56	0:59.94	0:57.54	0:43.71 [7]	1:16.03 [9]	1:47.28 [8]	2:15.97 [6]	2:44.83	2:01.12	2:01.13	+41m	13.67m
		Mark Pitt	Q3	Q3			204m	819m	817m	820m	593m	411m	408m	409m	411m				
7	8	HEYNOWHEYNOW	53.75	0:28.36	04.22	07.63	14.83	1:03.62	1:00.00	0:57.14	0:44.36 [11]	1:16.76 [11]	1:47.98 [11]	2:16.76 [11]	2:45.12	2:00.76	2:01.34	+43m	17.52m
		Abbey Turnbull	Q4	Q4			205m	819m	817m	819m	595m	411m	408m	409m	410m				

Note: Timing is based on positional data.

[] Indicates rank at the end of each section

--:-- No data available for this section

N/A Information not available



HARNESS RACING VICTORIA

Shepparton-Professional-2026-06-09

Race 2: WILLOWOOD FARM MAIDEN PACE - 2190m

09 June 2026 - 5:37PM



SHEPPARTON
HARNESS RACING CLUB

RANK	TAB	Horse/ Driver	Top Speed (Km/h)	Fastest Section	First 50m	First 100m	First 200m	First Half	Middle Half	Last Half	Lead Time	1st Quarter	2nd Quarter	3rd Quarter	4th Quarter	Last Mile	Mile Rate	Distance Travelled	Gross Time/ Margin
												1:14.80 (0:32.02)	1:46.27 (0:31.47)	2:15.03 (0:28.76)	2:43.82 (0:28.79)				
8	3	SPOT THE DEVIL	52.60	0:29.10	03.89	07.19	14.06	1:03.48	1:00.55	0:58.75	0:42.98 [3]	1:15.01 [2]	1:46.46 [3]	2:15.55 [4]	2:45.21	2:02.23	2:01.41	+11m	18.75m
		Tony Barresi	Lead	Q3			204m	808m	807m	810m		583m	404m	404m	404m				
9	1	SUNSHINE MILLIE	52.52	0:29.21	04.15	07.56	14.37	1:03.43	1:00.64	0:59.02	0:43.38 [5]	1:15.38 [4]	1:46.81 [5]	2:16.02 [7]	2:45.84	2:02.45	2:01.87	+13m	27.16m
		Grace Bilney	Lead	Q3			204m	809m	808m	810m		584m	405m	404m	404m				
10	11	WICKED ONE	52.38	0:29.06	03.99	07.35	14.47	1:03.66	1:00.36	0:58.83	0:43.96 [9]	1:16.32 [10]	1:47.61 [10]	2:16.67 [10]	2:46.44	2:02.49	2:02.31	+42m	35.16m
		Trevor Hilson	Q4	Q3			205m	818m	818m	821m		592m	410m	408m	410m				
11	12	DESTINY KEPT	50.29	0:29.61	04.16	07.67	15.26	1:03.16	1:01.05	1:01.98	0:43.96 [8]	1:15.68 [6]	1:47.12 [7]	2:16.73 [9]	2:49.10	2:05.14	2:04.26	+18m	70.92m
		Jeremy Quinlan	Q3	Q3			204m	808m	808m	810m		589m	404m	404m	404m				

Scratched: ROM BARO (10)

Note: Timing is based on positional data.

[] Indicates rank at the end of each section

-:--:- No data available for this section

N/A Information not available

Shepparton-Professional-2026-06-09

Race 3: J&A MAZZETTI PAINTING PACE - 1690m

09 June 2026 - 6:09PM



HARNESS RACING VICTORIA



RANK	TAB	Horse/ Driver	Top Speed (Km/h)	Fastest Section	First 50m	First 100m	First 200m	First Half	Middle Half	Last Half	Lead Time	1st Quarter	2nd Quarter	3rd Quarter	4th Quarter	Last Mile	Mile Rate	Distance Travelled	Gross Time/ Margin
												0:34.31 (0:29.40)	1:05.36 (0:31.05)	1:34.10 (0:28.74)	2:02.67 (0:28.56)				
1	7	YARRAMAN JOLT	58.28	0:28.56	03.55	06.54	12.90	1:00.46	0:59.78	0:57.28	0:04.91 [1]	0:34.31 [1]	1:05.36 [1]	1:34.10 [1]	2:02.67	1:57.75	1:56.81	+9m	2:02.67
		Nathan Jack	Q1	Q4			203m	809m	807m	809m		81m	405m	403m	404m				
2	2	WILL HE REIGN	56.59	0:28.50	03.64	06.74	13.20	1:00.59	0:59.79	0:57.26	0:05.05 [3]	0:34.62 [2]	1:05.65 [3]	1:34.41 [2]	2:02.91	1:57.85	1:57.04	+7m	3.22m
		Damian Wilson	Q1	Q4			201m	808m	807m	808m		81m	405m	403m	404m				
3	9	RETURN SERVE	54.58	0:28.26	03.71	06.89	13.71	1:00.75	0:59.40	0:56.97	0:05.41 [7]	0:35.47 [6]	1:06.16 [6]	1:34.88 [6]	2:03.14	1:57.72	1:57.26	+36m	6.21m
		Liam Older	Q1	Q4			204m	819m	817m	821m		85m	411m	408m	408m				
4	8	IM DUSTEE	53.46	0:28.17	04.07	07.89	14.93	1:00.01	0:59.40	0:56.94	0:06.26 [8]	0:35.64 [7]	1:06.26 [7]	1:35.03 [7]	2:03.20	1:56.95	1:57.32	+17m	7.09m
		Ryan Sanderson	Q1	Q4			202m	809m	808m	813m		85m	405m	404m	404m				
5	1	IAMAWINGATE	55.40	0:28.65	03.81	07.04	13.54	1:00.59	0:59.63	0:57.38	0:05.26 [6]	0:34.86 [4]	1:05.84 [5]	1:34.49 [4]	2:03.22	1:57.97	1:57.34	+16m	7.35m
		James Herbertson	Q1	Q3			202m	811m	811m	814m		82m	406m	405m	406m				
6	3	WHATS GLENDA GOT	54.83	0:28.72	03.64	06.81	13.57	1:00.81	0:59.42	0:57.67	0:04.98 [4]	0:35.09 [5]	1:05.79 [4]	1:34.50 [5]	2:03.46	1:58.48	1:57.57	+27m	10.62m
		George Chamouras	Lead	Q3			203m	817m	815m	819m		81m	410m	407m	407m				
7	6	WAYSAM	54.11	0:28.72	03.72	06.94	13.96	1:01.30	0:59.40	0:57.79	0:05.18 [5]	0:35.80 [8]	1:06.48 [8]	1:35.19 [8]	2:04.26	1:59.09	1:58.32	+27m	21.27m
		Leigh Sutton	Q1	Q3			206m	822m	816m	814m		81m	413m	408m	407m				

Note: Timing is based on positional data.

[] Indicates rank at the end of each section

--:-- No data available for this section

N/A Information not available

Shepparton-Professional-2026-06-09

Race 3: J&A MAZZETTI PAINTING PACE - 1690m

09 June 2026 - 6:09PM



HARNESS RACING VICTORIA



RANK	TAB	Horse/ Driver	Top Speed (Km/h)	Fastest Section	First 50m	First 100m	First 200m	First Half	Middle Half	Last Half	Lead Time	1st Quarter	2nd Quarter	3rd Quarter	4th Quarter	Last Mile	Mile Rate	Distance Travelled	Gross Time/ Margin
												0:34.31 (0:29.40)	1:05.36 (0:31.05)	1:34.10 (0:28.74)	2:02.67 (0:28.56)				
8	4	THERESHEWAS	56.30	0:28.84	03.65	06.75	13.28	1:00.52	0:59.54	0:59.08	0:04.94 [2]	0:34.76 [3]	1:05.47 [2]	1:34.30 [3]	2:04.55	1:59.60	1:58.60	+23m	25.21m
		Abbey Turnbull	Q1	Q3			205m	818m	814m	814m	81m	410m	407m	406m	408m				

Scratched: HIGHVIEW HAMMER (5), ELIZAJANE (10)

Note: Timing is based on positional data.

[] Indicates rank at the end of each section


--:-- No data available for this section

N/A Information not available

Shepparton-Professional-2026-06-09

Race 4: CROWBAR DEMOLITIONS PACE - 1690m

09 June 2026 - 6:35PM



HARNESS RACING VICTORIA



RANK	TAB	Horse/ Driver	Top Speed (Km/h)	Fastest Section	First 50m	First 100m	First 200m	First Half	Middle Half	Last Half	Lead Time	1st Quarter	2nd Quarter	3rd Quarter	4th Quarter	Last Mile	Mile Rate	Distance Travelled	Gross Time/ Margin
												0:34.67 (0:29.75)	1:06.85 (0:32.18)	1:35.84 (0:28.99)	2:05.88 (0:30.04)				
1	8	SHEZABLUCHIP	52.78	0:28.45	03.87	07.28	14.40	1:02.01	1:00.44	0:58.01	0:05.87 [8]	0:35.89 [7]	1:07.87 [8]	1:36.32 [4]	2:05.88	2:00.02	1:59.87	+30m	2:05.88
		Sean O"Sullivan	Q3	Q3			203m	817m	817m	820m		82m	409m	408m	409m				
2	6	ROCKIN CHARMER	55.98	0:28.99	03.30	06.40	13.33	1:01.93	1:01.17	0:59.16	0:04.92 [1]	0:34.67 [1]	1:06.85 [1]	1:35.84 [1]	2:06.01	2:01.09	1:59.99	+3m	1.68m
		Corey Bell	Q1	Q3			203m	808m	806m	808m		76m	405m	403m	403m				
3	4	STELLAR QUEEN	54.25	0:29.02	03.38	06.57	13.56	1:02.01	1:01.11	0:59.47	0:04.89 [2]	0:34.81 [2]	1:06.89 [2]	1:35.91 [2]	2:06.36	2:01.48	2:00.32	+18m	6.38m
		Lauren White	Lead	Q3			205m	817m	813m	815m		76m	410m	407m	406m				
4	5	BLUE OCEAN	51.80	0:28.91	03.72	07.19	14.67	1:02.27	1:00.54	0:58.71	0:05.47 [7]	0:36.10 [8]	1:07.73 [7]	1:36.64 [8]	2:06.44	2:00.98	2:00.41	+16m	7.54m
		Glenn Bull	Q3	Q3			206m	815m	808m	813m		78m	411m	404m	404m				
5	9	FAKE COLLECTION	53.10	0:28.97	03.70	06.96	14.01	1:02.18	1:01.08	0:58.96	0:05.41 [6]	0:35.47 [6]	1:07.57 [6]	1:36.55 [7]	2:06.54	2:01.14	2:00.49	+28m	8.78m
		Hannah Parish	Lead	Q3			204m	816m	815m	821m		81m	409m	407m	408m				
6	3	HARTNETT	52.31	0:29.06	03.50	06.81	13.91	1:02.12	1:01.17	0:59.27	0:05.15 [4]	0:35.16 [4]	1:07.27 [4]	1:36.32 [5]	2:06.54	2:01.39	2:00.50	+18m	8.84m
		Gary Pekin	Lead	Q3			204m	817m	813m	815m		76m	409m	407m	406m				
7	2	ABERCROMBIE LIMBO	54.29	0:29.01	03.46	06.72	13.60	1:02.00	1:01.20	0:59.56	0:05.07 [3]	0:34.89 [3]	1:07.08 [3]	1:36.09 [3]	2:06.68	2:01.57	2:00.64	+3m	10.77m
		George Chamouras	Q1	Q3			201m	808m	806m	808m		77m	404m	403m	403m				

Note: Timing is based on positional data.

[] Indicates rank at the end of each section


-:--:- No data available for this section

N/A Information not available

Shepparton-Professional-2026-06-09

Race 4: CROWBAR DEMOLITIONS PACE - 1690m

09 June 2026 - 6:35PM



HARNESS RACING VICTORIA



RANK	TAB	Horse/ Driver	Top Speed (Km/h)	Fastest Section	First 50m	First 100m	First 200m	First Half	Middle Half	Last Half	Lead Time	1st Quarter	2nd Quarter	3rd Quarter	4th Quarter	Last Mile	Mile Rate	Distance Travelled	Gross Time/ Margin
												0:34.67 (0:29.75)	1:06.85 (0:32.18)	1:35.84 (0:28.99)	2:05.88 (0:30.04)				
8	1	LILNOVA	52.13	0:29.03	03.59	06.92	13.97	1:02.15	1:01.18	0:59.63	0:05.26 [5]	0:35.26 [5]	1:07.41 [5]	1:36.44 [6]	2:07.05	2:01.78	2:00.98	+3m	15.66m
		Chris Alford	Q1	Q3			202m	807m	806m	809m		77m	404m	403m	403m				

Scratched: ROYLE BLOOD (7)

Note: Timing is based on positional data.

[] Indicates rank at the end of each section

--:-- No data available for this section

N/A Information not available

Shepparton-Professional-2026-06-09

Race 5: TIP N GO TRAILERS PACE - 1690m

09 June 2026 - 7:04PM



HARNESS RACING VICTORIA



RANK	TAB	Horse/ Driver	Top Speed (Km/h)	Fastest Section	First 50m	First 100m	First 200m	First Half	Middle Half	Last Half	Lead Time 0:05.31	1st Quarter	2nd Quarter	3rd Quarter	4th Quarter	Last Mile	Mile Rate	Distance Travelled	Gross Time/ Margin
												0:34.91 (0:29.60)	1:04.68 (0:29.77)	1:32.50 (0:27.82)	2:01.30 (0:28.80)				
1	3	SOHO AMARYLLIS	53.82	0:27.77	03.88	07.35	14.60	0:59.74	0:57.56	0:55.98	0:05.48 [4]	0:35.42 [4]	1:05.21 [5]	1:32.98 [5]	2:01.20	1:55.72	1:55.41	+12m	2:01.20
		Connor Clarke	Q3	Q3			202m	809m	807m	812m	81m	405m	404m	403m	408m				
2	2	THE KING OFTHEROAD	53.71	0:27.80	03.81	07.21	14.31	0:59.52	0:57.56	0:56.31	0:05.41 [3]	0:35.16 [3]	1:04.93 [3]	1:32.73 [3]	2:01.25	1:55.83	1:55.46	+9m	0.66m
		Nathan Jack	Q3	Q3			202m	809m	807m	809m	81m	405m	404m	403m	405m				
3	1	FENWAY PARK	53.60	0:27.81	03.74	06.99	14.02	0:59.37	0:57.56	0:56.60	0:05.31 [1]	0:34.91 [1]	1:04.68 [1]	1:32.50 [1]	2:01.30	1:55.97	1:55.51	+7m	1.3m
		Mark Pitt	Q3	Q3			202m	809m	807m	807m	81m	405m	404m	403m	404m				
4	5	POSTER PERFECT	54.25	0:27.74	03.93	07.47	14.92	0:59.49	0:57.35	0:56.15	0:05.67 [5]	0:35.55 [5]	1:05.15 [4]	1:32.89 [4]	2:01.31	1:55.64	1:55.52	+24m	1.42m
		Abbey Turnbull	Q3	Q3			205m	818m	815m	815m	81m	410m	407m	407m	408m				
5	4	POSTIT LAFITE	54.54	0:27.71	03.71	07.05	14.18	0:59.47	0:57.37	0:56.64	0:05.22 [2]	0:35.03 [2]	1:04.69 [2]	1:32.40 [2]	2:01.33	1:56.11	1:55.54	+23m	1.73m
		Kylie Sugars	Q3	Q3			204m	817m	813m	814m	81m	410m	407m	407m	408m				
6	6	GINGER ELLA	54.54	0:27.73	03.99	07.66	15.30	0:59.61	0:57.26	0:56.01	0:05.71 [6]	0:35.79 [6]	1:05.32 [6]	1:33.05 [6]	2:01.35	1:55.62	1:55.55	+26m	1.92m
		Damian Wilson	Q4	Q3			204m	817m	814m	818m	82m	410m	407m	407m	411m				
7	7	CATIES SON	54.00	0:27.73	04.17	07.99	15.62	0:59.48	0:57.41	0:56.09	0:06.07 [7]	0:35.86 [7]	1:05.55 [7]	1:33.28 [7]	2:01.65	1:55.56	1:55.84	+12m	5.94m
		Tasmyn Potter	Q3	Q3			205m	810m	807m	810m	82m	406m	404m	403m	406m				

Note: Timing is based on positional data.

[] Indicates rank at the end of each section

-:--:- No data available for this section

N/A Information not available

Shepparton-Professional-2026-06-09

Race 6: THE BOTTLE O WAREHOUSE SHEPPARTON PACE - 2190m

09 June 2026 - 7:38PM



HARNESS RACING VICTORIA



RANK	TAB	Horse/ Driver	Top Speed (Km/h)	Fastest Section	First 50m	First 100m	First 200m	First Half	Middle Half	Last Half	Lead Time 0:41.79	1st Quarter	2nd Quarter	3rd Quarter	4th Quarter	Last Mile	Mile Rate	Distance Travelled	Gross Time/ Margin
												1:14.07 (0:32.28)	1:44.51 (0:30.44)	2:12.69 (0:28.18)	2:40.39 (0:27.70)				
1	3	ANDRETTI	57.46	0:27.69	03.63	06.69	13.02	1:02.72	0:58.62	0:55.87	0:41.79 [1]	1:14.07 [1]	1:44.51 [1]	2:12.69 [1]	2:40.39	1:58.59	1:57.86	+13m	2:40.39
		Alex Ashwood	Lead	Q4			204m	812m	811m	810m	581m	405m	407m	404m	405m				
2	1	LINE DANCE	56.45	0:28.22	03.68	06.80	13.24	1:02.71	0:58.65	0:56.75	0:42.01 [2]	1:14.30 [2]	1:44.72 [3]	2:12.94 [2]	2:41.48	1:59.46	1:58.66	+7m	14.55m
		Chris Alford	Lead	Q3			203m	807m	806m	810m	581m	405m	402m	405m	405m				
3	2	INTERESTINME	55.76	0:28.19	03.93	07.19	13.63	1:02.70	0:58.64	0:56.44	0:42.34 [3]	1:14.65 [3]	1:45.04 [5]	2:13.28 [4]	2:41.49	1:59.14	1:58.67	+10m	14.7m
		Mark Pitt	Lead	Q4			203m	809m	809m	810m	581m	404m	405m	404m	405m				
4	6	HEZAFLASHONE	54.04	0:27.76	04.11	07.63	14.38	1:02.06	0:58.18	0:56.16	0:43.45 [6]	1:15.73 [6]	1:45.51 [6]	2:13.90 [6]	2:41.66	1:58.22	1:58.79	+12m	16.98m
		Nathan Jack	Q4	Q4			202m	810m	809m	810m	582m	405m	405m	404m	406m				
5	4	DEMBE	54.47	0:28.37	03.70	06.98	13.68	1:02.10	0:58.17	0:57.51	0:42.71 [4]	1:15.01 [4]	1:44.81 [2]	2:13.17 [3]	2:42.32	1:59.61	1:59.28	+24m	25.84m
		Leigh Sutton	Lead	Q3			204m	814m	818m	818m	582m	404m	410m	408m	409m				
6	5	EYE SEE PHILTRA	54.25	0:28.38	03.81	07.28	14.07	1:02.08	0:58.15	0:57.33	0:43.01 [5]	1:15.32 [5]	1:45.10 [4]	2:13.48 [5]	2:42.43	1:59.41	1:59.36	+27m	27.36m
		James Herbertson	Lead	Q3			202m	815m	818m	819m	582m	405m	410m	409m	411m				
7	7	JULZ MARIE	52.92	0:28.36	03.90	07.38	14.46	1:01.76	0:57.79	0:57.11	0:43.66 [7]	1:15.99 [7]	1:45.42 [7]	2:13.78 [7]	2:42.53	1:58.87	1:59.43	+29m	28.65m
		Stephen Boyington	Lead	Q3			204m	818m	822m	817m	584m	404m	414m	408m	409m				

Note: Timing is based on positional data.

[] Indicates rank at the end of each section

--:-- No data available for this section

N/A Information not available