

# Shepparton-Professional-2026-05-05



HARNESS RACING VICTORIA

Race 1: PACE - 2190m

05 May 2026 - 5:01PM



RANK	TAB	Horse/ Driver	Top Speed (Km/h)	Fastest Section	First 50m	First 100m	First 200m	First Half	Middle Half	Last Half	Lead Time 0:44.28	1st Quarter	2nd Quarter	3rd Quarter	4th Quarter	Last Mile	Mile Rate	Distance Travelled	Gross Time/ Margin
												1:14.30 (0:30.01)	1:45.51 (0:31.21)	2:14.59 (0:29.08)	2:44.75 (0:30.16)				
1	8	WHERES WOOD WOOD	52.81	0:28.95	03.94	07.23	14.39	1:01.06	0:59.98	0:58.72	0:44.97 [5]	1:15.00 [4]	1:46.03 [4]	2:14.98 [3]	2:44.75	1:59.78	2:01.06	+18m	2:44.75
		Nathan Jack	Lead	Q3			202m	807m	811m	815m		586m	403m	405m	406m				
2	11	MISS HERMES	52.99	0:28.96	04.07	07.66	15.35	1:00.78	1:00.17	0:59.61	0:44.85 [4]	1:14.43 [2]	1:45.63 [2]	2:14.59 [1]	2:45.25	2:00.39	2:01.43	+33m	6.68m
		Cameron Maggs	Q1	Q3			204m	815m	812m	813m		595m	408m	407m	406m				
3	6	MYNAMEISRUBY	54.36	0:29.11	03.79	06.98	14.01	1:01.22	1:00.32	0:59.93	0:44.28 [1]	1:14.30 [1]	1:45.51 [1]	2:14.62 [2]	2:45.45	2:01.15	2:01.58	+4m	9.37m
		James Herbertson	Lead	Q3			202m	805m	805m	807m		583m	403m	403m	402m				
4	7	THE ACCIDENTAL ONE	52.09	0:28.94	03.87	07.23	14.30	1:01.38	1:00.09	0:59.22	0:44.93 [3]	1:15.16 [5]	1:46.31 [6]	2:15.25 [5]	2:45.55	2:00.60	2:01.66	+28m	10.82m
		Ryan Sanderson	Lead	Q3			205m	816m	813m	814m		588m	409m	407m	406m				
5	12	LOCHIEL LAD NZ	51.05	0:29.04	04.17	07.95	15.65	1:01.02	1:00.03	0:59.68	0:45.18 [6]	1:15.21 [6]	1:46.20 [5]	2:15.24 [6]	2:45.88	2:00.70	2:01.90	+10m	15.23m
		Abby Sanderson	Q3	Q3			203m	805m	805m	808m		588m	402m	402m	402m				
6	2	VERY TEMPTING	51.70	0:29.09	03.88	07.23	14.47	1:01.35	1:00.20	0:59.43	0:45.26 [7]	1:15.50 [7]	1:46.61 [7]	2:15.70 [7]	2:46.05	2:00.78	2:02.02	+27m	17.5m
		Glenn Bull	Lead	Q3			204m	816m	813m	813m		588m	409m	407m	405m				
7	1	ABERCROMBIE LIMBO	52.78	0:29.13	03.86	07.14	14.20	1:01.22	1:00.34	1:00.24	0:44.65 [2]	1:14.66 [3]	1:45.87 [3]	2:15.00 [4]	2:46.11	2:01.46	2:02.06	+6m	18.21m
		George Chamouras	Lead	Q3			202m	805m	805m	807m		583m	403m	403m	402m				

Note: Timing is based on positional data.

[ ] Indicates rank at the end of each section

--:-- No data available for this section

N/A Information not available

# Shepparton-Professional-2026-05-05

Race 1: PACE - 2190m

05 May 2026 - 5:01PM



HARNESS RACING VICTORIA



RANK	TAB	Horse/ Driver	Top Speed (Km/h)	Fastest Section	First 50m	First 100m	First 200m	First Half	Middle Half	Last Half	Lead Time 0:44.28	1st Quarter	2nd Quarter	3rd Quarter	4th Quarter	Last Mile	Mile Rate	Distance Travelled	Gross Time/ Margin
												1:14.30 (0:30.01)	1:45.51 (0:31.21)	2:14.59 (0:29.08)	2:44.75 (0:30.16)				
8	9	QUEENHIGH FLUSH NZ	51.66	0:29.57	04.01	07.39	14.69	1:01.42	1:00.80	1:01.43	0:45.55 [9]	1:15.74 [9]	1:46.98 [9]	2:16.56 [8]	2:48.42	2:02.85	2:03.77	+32m	49.31m
		Rita Burnett	Lead	Q3			203m	818m	814m	812m	593m	410m	408m	406m	406m				
9	3	ROCKIN CHARMER	50.87	0:29.48	03.99	07.44	14.86	1:01.47	1:00.76	1:01.28	0:45.87 [11]	1:16.05 [11]	1:47.34 [11]	2:16.82 [9]	2:48.63	2:02.76	2:03.92	+36m	52.06m
		Peter Chamouras	Q3	Q3			204m	817m	815m	817m	592m	410m	407m	408m	409m				
10	5	CAMNAT	50.08	0:30.05	04.20	08.04	15.99	1:01.09	1:01.39	1:03.42	0:45.52 [8]	1:15.57 [8]	1:46.62 [8]	2:16.97 [10]	2:50.04	2:04.51	2:04.95	+15m	70.96m
		Ajay Baker	Q1	Q1			205m	809m	807m	808m	588m	405m	404m	403m	405m				
11	4	ALLTHEWAYTOROYALTY	49.46	0:30.12	04.07	07.63	15.12	1:01.27	1:01.88	1:05.11	0:45.81 [10]	1:15.93 [10]	1:47.07 [10]	2:17.81 [11]	2:52.19	2:06.38	2:06.53	+13m	99.74m
		Mitchell Rowney	Q1	Q1			206m	805m	805m	806m	592m	402m	402m	402m	403m				

Did not Finish: NORTHERN TERROR (10)

Note: Timing is based on positional data.

[ ] Indicates rank at the end of each section

-:--:- No data available for this section

N/A Information not available

# Shepparton-Professional-2026-05-05

## Race 2: 4YO & OLDER MAIDEN PACE - 1690m

05 May 2026 - 5:35PM



HARNESS RACING VICTORIA



RANK	TAB	Horse/ Driver	Top Speed (Km/h)	Fastest Section	First 50m	First 100m	First 200m	First Half	Middle Half	Last Half	Lead Time	1st Quarter	2nd Quarter	3rd Quarter	4th Quarter	Last Mile	Mile Rate	Distance Travelled	Gross Time/ Margin
												0:35.12 (0:29.90)	1:05.33 (0:30.21)	1:34.45 (0:29.12)	2:03.10 (0:28.65)				
1	3	ROMAN SCRITTORE	52.20	0:28.62	03.96	07.40	14.63	0:59.92	0:58.70	0:57.60	0:05.56 [4]	0:35.77 [4]	1:05.49 [2]	1:34.47 [2]	2:03.10	1:57.52	1:57.23	+20m	2:03.10
		Stephen Boyington	Q4	Q4			203m	817m	813m	814m	80m	410m	407m	406m	408m				
2	6	FLASH JOHNSON	51.66	0:28.84	03.82	07.17	14.24	0:59.99	0:59.32	0:57.95	0:05.35 [3]	0:35.12 [1]	1:05.33 [1]	1:34.45 [1]	2:03.28	1:57.94	1:57.40	+10m	2.43m
		James Herbertson	Q1	Q4			204m	814m	807m	808m	80m	410m	404m	403m	405m				
3	2	EEBEEBEE	52.70	0:28.56	03.79	07.14	14.28	1:00.72	0:59.62	0:57.81	0:05.24 [2]	0:35.59 [3]	1:05.97 [5]	1:35.21 [6]	2:03.78	1:58.53	1:57.87	+5m	9.11m
		Mark Pitt	Q4	Q4			203m	808m	807m	808m	80m	404m	404m	403m	406m				
4	5	SON OF A BROAD	53.03	0:28.83	03.76	07.03	13.97	1:00.49	0:59.66	0:58.08	0:05.22 [1]	0:35.30 [2]	1:05.71 [3]	1:34.96 [4]	2:03.80	1:58.56	1:57.89	+2m	9.39m
		Liam Older	Lead	Q4			203m	808m	807m	806m	80m	405m	404m	403m	403m				
5	11	PARINI	52.92	0:28.87	04.09	07.56	15.08	0:59.96	0:58.56	0:57.79	0:06.16 [8]	0:36.46 [8]	1:06.11 [6]	1:35.03 [5]	2:03.90	1:57.75	1:57.98	+29m	10.62m
		Ryan Sanderson	Q4	Q4			203m	817m	815m	817m	85m	410m	408m	407m	409m				
6	12	MAURLEN GRACE	54.36	0:28.69	04.23	07.84	15.38	0:59.97	0:58.50	0:57.56	0:06.43 [10]	0:36.77 [9]	1:06.40 [8]	1:35.27 [7]	2:03.97	1:57.53	1:58.05	+34m	11.63m
		George Chamouras	Q4	Q4			204m	818m	816m	821m	86m	410m	408m	408m	413m				
7	8	MADDALEEZ	53.39	0:28.87	04.15	07.67	14.99	1:00.49	0:59.48	0:57.92	0:06.22 [9]	0:36.28 [7]	1:06.71 [9]	1:35.77 [9]	2:04.64	1:58.41	1:58.69	+19m	20.63m
		Mitchell Rowney	Q4	Q4			202m	808m	811m	817m	84m	404m	404m	407m	409m				

Note: Timing is based on positional data.

[ ] Indicates rank at the end of each section

-:--:- No data available for this section

N/A Information not available

# Shepparton-Professional-2026-05-05

## Race 2: 4YO & OLDER MAIDEN PACE - 1690m

05 May 2026 - 5:35PM



HARNESS RACING VICTORIA



RANK	TAB	Horse/ Driver	Top Speed (Km/h)	Fastest Section	First 50m	First 100m	First 200m	First Half	Middle Half	Last Half	Lead Time 0:05.22	1st Quarter	2nd Quarter	3rd Quarter	4th Quarter	Last Mile	Mile Rate	Distance Travelled	Gross Time/ Margin
												0:35.12 (0:29.90)	1:05.33 (0:30.21)	1:34.45 (0:29.12)	2:03.10 (0:28.65)				
8	10	<b>SWEET FACE</b>	<b>51.08</b>	<b>0:29.08</b>	<b>03.95</b>	<b>07.40</b>	<b>14.71</b>	0:59.97	0:58.80	0:58.97	0:05.79 [7]	<b>0:36.05 [6]</b>	<b>1:05.77 [4]</b>	<b>1:34.85 [3]</b>	<b>2:04.74</b>	1:58.94	1:58.78	<b>+24m</b>	<b>21.89m</b>
		Glenn Bull	Q3	Q3			204m	817m	813m	813m		83m	410m	407m	406m				
9	7	<b>BONIFICENT</b>	<b>51.66</b>	<b>0:29.00</b>	<b>03.97</b>	<b>07.61</b>	<b>15.70</b>	1:01.28	0:59.09	0:59.01	0:05.65 [6]	<b>0:36.84 [10]</b>	<b>1:06.92 [10]</b>	<b>1:35.92 [10]</b>	<b>2:05.93</b>	2:00.28	1:59.92	<b>+7m</b>	<b>37.93m</b>
		Tasmyn Potter	Q3	Q3			204m	810m	806m	807m		80m	406m	404m	402m				
10	1	<b>STARZZZOF TERRY</b>	<b>50.98</b>	<b>0:29.28</b>	<b>04.02</b>	<b>07.46</b>	<b>14.62</b>	1:00.73	0:59.70	1:00.77	0:05.45 [5]	<b>0:35.76 [5]</b>	<b>1:06.17 [7]</b>	<b>1:35.45 [8]</b>	<b>2:06.94</b>	2:01.50	2:00.88	<b>+7m</b>	<b>51.42m</b>
		Steven Lindberg	Q3	Q3			202m	809m	808m	809m		80m	405m	404m	404m				
11	9	<b>SPOT THE DEVIL</b>	<b>46.58</b>	<b>0:32.13</b>	<b>06.11</b>	<b>12.32</b>	<b>29.73</b>	1:09.48	1:05.84	1:06.10	0:18.01 [11]	<b>0:53.77 [11]</b>	<b>1:27.49 [11]</b>	<b>1:59.62 [11]</b>	<b>2:33.59</b>	2:15.57	2:26.25	<b>+78m</b>	<b>408.78m</b>
		Tony Barresi	Q3	Q3			201m	814m	810m	811m		143m	408m	406m	404m				

Scratched: LOWER WEST SIDE (4)

Note: Timing is based on positional data.

[ ] Indicates rank at the end of each section

-:--:- No data available for this section

N/A Information not available

# Shepparton-Professional-2026-05-05

Race 3: PACE - 1690m

05 May 2026 - 6:10PM



HARNESS RACING VICTORIA



RANK	TAB	Horse/ Driver	Top Speed (Km/h)	Fastest Section	First 50m	First 100m	First 200m	First Half	Middle Half	Last Half	Lead Time	1st Quarter	2nd Quarter	3rd Quarter	4th Quarter	Last Mile	Mile Rate	Distance Travelled	Gross Time/ Margin
												0:33.99 (0:29.07)	1:02.78 (0:28.79)	1:31.94 (0:29.16)	2:02.71 (0:30.77)				
1	10	SHARP INTEREST	53.82	0:28.49	03.95	07.22	14.01	0:57.68	0:57.45	0:59.33	0:05.71 [9]	0:34.89 [8]	1:03.38 [8]	1:32.34 [5]	2:02.71	1:57.01	1:56.85	+34m	2:02.71
		Nathan Jack	Q1	Q2			204m	819m	814m	818m	87m	412m	408m	406m	412m				
2	11	MASTER MIKI	52.92	0:28.41	04.01	07.44	14.47	0:58.12	0:57.55	0:58.86	0:06.00 [11]	0:35.70 [11]	1:04.12 [11]	1:33.25 [9]	2:02.98	1:56.98	1:57.11	+31m	3.65m
		Tasmyn Potter	Q2	Q2			203m	819m	814m	814m	87m	411m	408m	406m	408m				
3	7	LONGTAN VIPER	54.11	0:28.64	03.95	07.32	14.02	0:57.74	0:57.50	0:59.84	0:05.43 [7]	0:34.54 [6]	1:03.18 [6]	1:32.04 [3]	2:03.02	1:57.57	1:57.15	+44m	4.17m
		Ellen Tormey	Q1	Q2			206m	831m	823m	822m	81m	419m	413m	411m	411m				
4	5	TUFFASNAILS	55.62	0:28.55	03.78	06.91	13.56	0:58.02	0:57.69	1:00.26	0:05.11 [4]	0:34.56 [5]	1:03.13 [3]	1:32.27 [4]	2:03.39	1:58.28	1:57.50	+19m	9.13m
		James Herbertson	Q1	Q2			205m	819m	812m	810m	80m	412m	407m	404m	405m				
5	4	LINE DANCE	57.10	0:28.79	03.66	06.71	13.06	0:57.86	0:57.95	1:00.77	0:04.92 [1]	0:33.99 [1]	1:02.78 [1]	1:31.94 [1]	2:03.56	1:58.63	1:57.66	+8m	11.36m
		Leigh Sutton	Q1	Q2			202m	810m	806m	808m	81m	406m	404m	403m	405m				
6	8	HEZ HARRYWHO	53.57	0:28.43	04.08	07.39	14.27	0:57.83	0:57.63	0:59.97	0:05.96 [10]	0:35.36 [10]	1:03.79 [9]	1:32.99 [7]	2:03.77	1:57.80	1:57.86	+33m	14.26m
		John Newberry	Q2	Q2			203m	818m	815m	817m	87m	410m	408m	407m	410m				
7	9	HIGHVIEW HAMMER	53.35	0:28.77	03.85	07.12	13.80	0:57.93	0:58.23	1:00.44	0:05.44 [8]	0:34.60 [7]	1:03.37 [7]	1:32.83 [6]	2:03.82	1:58.37	1:57.91	+14m	14.91m
		Corey Bell	Q1	Q2			203m	811m	809m	809m	84m	406m	404m	404m	405m				

Note: Timing is based on positional data.

[ ] Indicates rank at the end of each section


--:-- No data available for this section

N/A Information not available

# Shepparton-Professional-2026-05-05

Race 3: PACE - 1690m

05 May 2026 - 6:10PM



HARNESS RACING VICTORIA



RANK	TAB	Horse/ Driver	Top Speed (Km/h)	Fastest Section	First 50m	First 100m	First 200m	First Half	Middle Half	Last Half	Lead Time 0:04.92	1st Quarter	2nd Quarter	3rd Quarter	4th Quarter	Last Mile	Mile Rate	Distance Travelled	Gross Time/ Margin
												0:33.99 (0:29.07)	1:02.78 (0:28.79)	1:31.94 (0:29.16)	2:02.71 (0:30.77)				
8	6	<b>COLORADO GIRL</b>	<b>56.77</b>	<b>0:28.65</b>	<b>03.69</b>	<b>06.78</b>	<b>13.24</b>	0:57.86	0:57.90	1:01.14	<b>0:04.89 [2]</b>	<b>0:34.10 [2]</b>	<b>1:02.75 [2]</b>	<b>1:32.00 [2]</b>	<b>2:03.89</b>	1:59.00	1:57.98	<b>+24m</b>	<b>15.84m</b>
		Chris Alford	Q1	Q2			206m	820m	813m	813m		80m	413m	407m	406m				
9	2	<b>RUGGARDS GEE TEE</b>	<b>53.46</b>	<b>0:28.94</b>	<b>03.85</b>	<b>07.13</b>	<b>13.85</b>	0:57.92	0:59.10	1:02.01	0:05.21 [5]	<b>0:34.19 [3]</b>	<b>1:03.12 [5]</b>	<b>1:33.28 [10]</b>	<b>2:05.14</b>	1:59.93	1:59.16	<b>+38m</b>	<b>32.6m</b>
		Rita Burnett	Q1	Q2			204m	826m	822m	822m		80m	414m	411m	411m				
10	3	<b>NOELS GIFT</b>	<b>55.15</b>	<b>0:28.79</b>	<b>03.74</b>	<b>06.90</b>	<b>13.44</b>	0:58.07	0:58.81	1:02.53	0:05.02 [3]	<b>0:34.28 [4]</b>	<b>1:03.08 [4]</b>	<b>1:33.10 [8]</b>	<b>2:05.62</b>	2:00.60	1:59.62	<b>+8m</b>	<b>39.01m</b>
		Ryan Sanderson	Q1	Q2			202m	810m	808m	809m		80m	406m	404m	404m				
11	1	<b>GET SET JETT</b>	<b>51.73</b>	<b>0:28.92</b>	<b>03.94</b>	<b>07.36</b>	<b>14.30</b>	0:58.49	0:58.96	1:02.28	0:05.40 [6]	<b>0:34.98 [9]</b>	<b>1:03.91 [10]</b>	<b>1:33.95 [11]</b>	<b>2:06.19</b>	2:00.77	2:00.17	<b>+3m</b>	<b>46.7m</b>
		Matthew Berger	Q2	Q2			202m	805m	806m	807m		81m	402m	403m	403m				

Note: Timing is based on positional data.

[ ] Indicates rank at the end of each section

--:-- No data available for this section

N/A Information not available

# Shepparton-Professional-2026-05-05

## Race 4: VICBRED VOUCHER PACE - 1690m

05 May 2026 - 6:47PM



HARNESS RACING VICTORIA



RANK	TAB	Horse/ Driver	Top Speed (Km/h)	Fastest Section	First 50m	First 100m	First 200m	First Half	Middle Half	Last Half	Lead Time 0:04.97	1st Quarter	2nd Quarter	3rd Quarter	4th Quarter	Last Mile	Mile Rate	Distance Travelled	Gross Time/ Margin
												0:34.48 (0:29.51)	1:04.56 (0:30.08)	1:32.15 (0:27.59)	2:01.15 (0:29.00)				
1	4	<b>DRAXON</b>	<b>58.36</b>	<b>0:27.57</b>	<b>03.57</b>	<b>06.56</b>	<b>12.70</b>	0:59.60	0:57.67	0:56.56	0:04.97 [1]	<b>0:34.48 [1]</b>	<b>1:04.56 [2]</b>	<b>1:32.15 [1]</b>	<b>2:01.15</b>	1:56.16	1:55.37	<b>+5m</b>	<b>2:01.15</b>
		Mark Pitt	Q1	Q3			203m	808m	806m	809m		80m	405m	403m	403m				
2	7	<b>MICHEN ROY</b>	<b>53.46</b>	<b>0:27.70</b>	<b>03.77</b>	<b>07.06</b>	<b>14.11</b>	0:59.01	0:57.16	0:56.61	0:05.56 [7]	<b>0:35.11 [3]</b>	<b>1:04.56 [1]</b>	<b>1:32.27 [2]</b>	<b>2:01.18</b>	1:55.62	1:55.40	<b>+34m</b>	<b>0.43m</b>
		Glenn Bull	Q3	Q3			208m	<b>828m</b>	815m	815m		82m	420m	407m	407m				
3	1	<b>LEAVEMEOUT</b>	<b>55.98</b>	<b>0:27.62</b>	<b>03.68</b>	<b>06.83</b>	<b>13.28</b>	0:59.66	0:57.63	0:56.79	0:05.21 [3]	<b>0:34.86 [2]</b>	<b>1:04.86 [3]</b>	<b>1:32.48 [3]</b>	<b>2:01.66</b>	1:56.45	1:55.85	<b>0m</b>	<b>6.84m</b>
		Chris Alford	Q1	Q3			202m	805m	805m	806m		80m	402m	403m	402m				
4	3	<b>OUR CHEEKY DEVIL</b>	<b>56.02</b>	<b>0:27.64</b>	<b>03.62</b>	<b>06.72</b>	<b>13.23</b>	1:00.08	0:57.60	0:56.61	0:05.03 [2]	<b>0:35.15 [4]</b>	<b>1:05.11 [6]</b>	<b>1:32.74 [5]</b>	<b>2:01.72</b>	1:56.69	1:55.91	<b>+6m</b>	<b>7.68m</b>
		Ellen Tormey	Q1	Q3			204m	809m	806m	809m		80m	406m	403m	403m				
5	9	<b>THE GOLDEN HOOK</b>	<b>54.47</b>	<b>0:27.78</b>	<b>03.68</b>	<b>06.86</b>	<b>13.99</b>	0:59.53	0:57.16	0:57.02	0:05.60 [8]	<b>0:35.75 [6]</b>	<b>1:05.14 [5]</b>	<b>1:32.91 [6]</b>	<b>2:02.15</b>	1:56.55	1:56.32	<b>+33m</b>	<b>13.4m</b>
		Tasmyn Potter	Lead	Q3			204m	818m	817m	819m		85m	410m	408m	409m				
6	8	<b>SOHO PLAYGIRL</b>	<b>53.32</b>	<b>0:27.69</b>	<b>03.86</b>	<b>07.15</b>	<b>14.50</b>	0:59.86	0:57.07	0:56.48	0:05.88 [9]	<b>0:36.37 [8]</b>	<b>1:05.75 [8]</b>	<b>1:33.45 [8]</b>	<b>2:02.24</b>	1:56.34	1:56.41	<b>+8m</b>	<b>14.64m</b>
		Laura Wilson	Q3	Q3			203m	805m	<b>805m</b>	<b>807m</b>		86m	403m	402m	402m				
7	5	<b>JILLIBY ILLUSION</b>	<b>54.18</b>	<b>0:27.78</b>	<b>03.72</b>	<b>07.04</b>	<b>14.02</b>	1:00.04	0:57.13	0:57.25	0:05.32 [5]	<b>0:36.01 [7]</b>	<b>1:05.36 [7]</b>	<b>1:33.14 [7]</b>	<b>2:02.62</b>	1:57.28	1:56.76	<b>+33m</b>	<b>19.67m</b>
		Abby Sanderson	Q3	Q3			206m	823m	818m	821m		80m	414m	<b>409m</b>	409m				

Note: Timing is based on positional data.

[ ] Indicates rank at the end of each section


--:-- No data available for this section

N/A Information not available

# Shepparton-Professional-2026-05-05

## Race 4: VICBRED VOUCHER PACE - 1690m

05 May 2026 - 6:47PM



HARNESS RACING VICTORIA



RANK	TAB	Horse/ Driver	Top Speed (Km/h)	Fastest Section	First 50m	First 100m	First 200m	First Half	Middle Half	Last Half	Lead Time	1st Quarter	2nd Quarter	3rd Quarter	4th Quarter	Last Mile	Mile Rate	Distance Travelled	Gross Time/ Margin
												0:34.48 (0:29.51)	1:04.56 (0:30.08)	1:32.15 (0:27.59)	2:01.15 (0:29.00)				
8	6	TIVOLI	54.94	0:27.73	03.82	07.11	13.73	0:59.42	0:57.22	0:58.77	0:05.30 [6]	0:35.24 [5]	1:04.73 [4]	1:32.46 [4]	2:03.51	1:58.19	1:57.61	+28m	31.64m
		Josh Duggan	Q1	Q3			207m	822m	816m	816m	80m	414m	408m	408m	408m				
9	2	ISLAND YANKEE	54.07	0:29.11	03.66	06.90	14.42	1:16.69	0:59.52	0:58.43	0:05.19 [4]	0:51.47 [9]	1:21.88 [9]	1:50.99 [9]	2:20.32	2:15.12	2:13.62	+43m	257.11m
		Nathan Jack	Lead	Q3			206m	838m	819m	816m	80m	427m	411m	408m	408m				

Note: Timing is based on positional data.

[ ] Indicates rank at the end of each section

--:--:-- No data available for this section

N/A Information not available

# Shepparton-Professional-2026-05-05

Race 5: 0-1 LTW PACE - 1690m

05 May 2026 - 7:18PM



HARNESS RACING VICTORIA



RANK	TAB	Horse/ Driver	Top Speed (Km/h)	Fastest Section	First 50m	First 100m	First 200m	First Half	Middle Half	Last Half	Lead Time	1st Quarter	2nd Quarter	3rd Quarter	4th Quarter	Last Mile	Mile Rate	Distance Travelled	Gross Time/ Margin
												0:33.84 (0:28.64)	1:04.25 (0:29.41)	1:33.28 (0:29.04)	2:02.52 (0:29.23)				
1	7	DUSTY PHILTRA	55.01	0:28.59	03.76	07.11	13.97	0:59.54	0:58.87	0:57.42	0:05.56 [4]	0:34.81 [6]	1:05.10 [6]	1:33.69 [3]	2:02.52	1:56.96	1:56.67	+30m	2:02.52
		James Herbertson	Q4	Q3			205m	820m	818m	820m		80m	411m	409m	410m				
2	6	FENWAY PARK	55.15	0:28.90	03.64	06.79	13.48	0:59.28	0:59.40	0:58.09	0:05.20 [1]	0:34.10 [2]	1:04.49 [2]	1:33.49 [2]	2:02.57	1:57.38	1:56.72	+29m	0.72m
		Mark Pitt	Lead	Q1			206m	823m	817m	816m		80m	414m	409m	408m				
3	4	THERESHEWAS	54.25	0:28.76	03.86	07.14	13.73	0:59.13	0:59.35	0:58.26	0:05.60 [5]	0:34.36 [3]	1:04.73 [3]	1:33.70 [4]	2:02.99	1:57.39	1:57.11	+10m	6.24m
		Abbey Turnbull	Q1	Q1			202m	809m	808m	810m		81m	404m	405m	404m				
4	1	COBARGO MILLY	52.02	0:28.92	03.93	07.33	14.16	0:59.28	0:59.35	0:59.66	0:05.67 [6]	0:34.59 [5]	1:04.95 [5]	1:33.95 [6]	2:04.62	1:58.94	1:58.67	+9m	28.19m
		Glenn Bull	Q1	Q1			203m	809m	809m	809m		81m	404m	405m	404m				
5	3	ELIZAJANE	55.40	0:29.00	03.68	06.82	13.48	0:59.56	0:59.32	0:59.89	0:05.23 [2]	0:34.47 [4]	1:04.79 [4]	1:33.79 [5]	2:04.69	1:59.45	1:58.73	+25m	29.06m
		Tasmyn Potter	Q1	Q3			204m	818m	817m	817m		80m	410m	409m	408m				
6	8	LOIERO	52.56	0:28.92	04.01	07.41	14.68	0:59.26	0:59.17	0:59.27	0:06.20 [8]	0:35.21 [8]	1:05.45 [8]	1:34.37 [8]	2:04.72	1:58.53	1:58.76	+31m	29.42m
		Chris Alford	Q3	Q3			203m	818m	816m	818m		86m	409m	408m	408m				
7	2	ROLLONART	55.33	0:28.60	03.72	06.90	13.36	0:59.02	0:59.45	1:00.92	0:05.23 [3]	0:33.84 [1]	1:04.25 [1]	1:33.28 [1]	2:05.18	1:59.94	1:59.20	+8m	35.59m
		Cameron Maggs	Q1	Q1			203m	810m	809m	809m		80m	405m	405m	404m				

Note: Timing is based on positional data.

[ ] Indicates rank at the end of each section


--:--:-- No data available for this section

N/A Information not available

# Shepparton-Professional-2026-05-05

Race 5: 0-1 LTW PACE - 1690m

05 May 2026 - 7:18PM



HARNESS RACING VICTORIA



RANK	TAB	Horse/ Driver	Top Speed (Km/h)	Fastest Section	First 50m	First 100m	First 200m	First Half	Middle Half	Last Half	Lead Time	1st Quarter	2nd Quarter	3rd Quarter	4th Quarter	Last Mile	Mile Rate	Distance Travelled	Gross Time/ Margin
												0:33.84 (0:28.64)	1:04.25 (0:30.41)	1:33.28 (0:29.04)	2:02.52 (0:29.23)				
8	9	CROCODILE BLOOD Nathan Jack	52.70	0:28.99	03.84	07.17	14.31	0:59.38	0:59.27	1:00.16	0:05.82 [7]	0:34.91 [7]	1:05.20 [7]	1:34.19 [7]	2:05.37	1:59.54	1:59.39	+17m	38.25m
			Q1	Q3			203m	810m	808m	811m		86m	406m	404m	404m				
9	5	MAURLEN COMPASS George Chamouras	50.33	0:29.68	05.15	08.75	24.65	1:04.81	1:01.55	1:00.38	0:15.13 [9]	0:48.08 [9]	1:19.94 [9]	1:49.62 [9]	2:20.33	2:05.19	2:13.63	+121m	238.85m
			Q3	Q3			201m	810m	809m	811m		190m	406m	405m	404m				

Note: Timing is based on positional data.

[ ] Indicates rank at the end of each section

--:--:-- No data available for this section

N/A Information not available

# Shepparton-Professional-2026-05-05

Race 6: 0-1 LTW PACE - 1690m

05 May 2026 - 7:52PM



HARNESS RACING VICTORIA



RANK	TAB	Horse/ Driver	Top Speed (Km/h)	Fastest Section	First 50m	First 100m	First 200m	First Half	Middle Half	Last Half	Lead Time	1st Quarter	2nd Quarter	3rd Quarter	4th Quarter	Last Mile	Mile Rate	Distance Travelled	Gross Time/ Margin
												0:35.55 (0:30.62)	1:06.92 (0:31.37)	1:35.47 (0:28.55)	2:04.30 (0:28.83)				
1	3	<b>OUR SWEET JEANNIE</b>	<b>55.87</b>	<b>0:28.55</b>	<b>03.62</b>	<b>06.72</b>	<b>13.34</b>	1:02.00	0:59.93	0:57.38	0:04.93 [1]	<b>0:35.55 [1]</b>	<b>1:06.92 [1]</b>	<b>1:35.47 [1]</b>	<b>2:04.30</b>	1:59.38	1:58.37	<b>+8m</b>	<b>2:04.30</b>
		Damian Wilson	Q1	Q3			205m	813m	807m	807m		80m	408m	404m	402m				
2	7	<b>HELLOVASTORY</b>	<b>52.74</b>	<b>0:28.17</b>	<b>03.98</b>	<b>07.55</b>	<b>14.88</b>	1:02.53	0:59.38	0:56.43	0:05.69 [7]	<b>0:37.01 [7]</b>	<b>1:08.22 [7]</b>	<b>1:36.39 [6]</b>	<b>2:04.65</b>	1:58.96	1:58.69	<b>+13m</b>	<b>4.63m</b>
		Ellen Tormey	Q3	Q3			204m	815m	808m	808m		80m	410m	406m	402m				
3	1	<b>THATS ME AGAIN</b>	<b>54.58</b>	<b>0:28.45</b>	<b>03.80</b>	<b>07.03</b>	<b>13.74</b>	1:02.08	0:59.77	0:57.80	0:05.24 [4]	<b>0:36.00 [3]</b>	<b>1:07.32 [2]</b>	<b>1:35.77 [2]</b>	<b>2:05.13</b>	1:59.88	1:59.15	<b>+1m</b>	<b>11.08m</b>
		Stephen Boyington	Q1	Q3			201m	806m	805m	805m		80m	404m	403m	402m				
4	8	<b>IM BIG BUSINESS</b>	<b>53.93</b>	<b>0:28.52</b>	<b>03.81</b>	<b>07.06</b>	<b>13.85</b>	1:02.42	1:00.02	0:57.13	0:05.57 [6]	<b>0:36.59 [6]</b>	<b>1:08.00 [6]</b>	<b>1:36.61 [7]</b>	<b>2:05.13</b>	1:59.55	1:59.16	<b>+32m</b>	<b>11.19m</b>
		Neil McCallum	Q1	Q4			204m	819m	817m	819m		84m	410m	409m	409m				
5	6	<b>FLOPPA</b>	<b>52.92</b>	<b>0:28.43</b>	<b>03.91</b>	<b>07.36</b>	<b>14.42</b>	1:02.08	0:59.56	0:57.70	0:05.51 [5]	<b>0:36.45 [5]</b>	<b>1:07.57 [4]</b>	<b>1:36.02 [4]</b>	<b>2:05.30</b>	1:59.78	1:59.32	<b>+10m</b>	<b>13.42m</b>
		Tasmyn Potter	Q4	Q3			204m	812m	806m	809m		80m	409m	403m	403m				
6	2	<b>LOOK AWAY</b>	<b>54.14</b>	<b>0:28.60</b>	<b>03.70</b>	<b>06.90</b>	<b>13.69</b>	1:02.61	1:00.03	0:57.74	0:05.05 [2]	<b>0:36.23 [4]</b>	<b>1:07.66 [5]</b>	<b>1:36.26 [5]</b>	<b>2:05.41</b>	2:00.35	1:59.42	<b>+23m</b>	<b>14.81m</b>
		Donna Castles	Q1	Q3			203m	818m	816m	816m		80m	410m	408m	408m				
7	5	<b>ALL JOKIN ASIDE</b>	<b>53.21</b>	<b>0:28.43</b>	<b>03.78</b>	<b>07.06</b>	<b>13.89</b>	1:02.13	0:59.87	0:58.47	0:05.25 [3]	<b>0:35.94 [2]</b>	<b>1:07.38 [3]</b>	<b>1:35.81 [3]</b>	<b>2:05.85</b>	2:00.60	1:59.84	<b>+24m</b>	<b>20.8m</b>
		Mark Pitt	Q1	Q3			205m	820m	815m	815m		80m	413m	408m	408m				

Note: Timing is based on positional data.

[ ] Indicates rank at the end of each section


--:-- No data available for this section

N/A Information not available

# Shepparton-Professional-2026-05-05

Race 6: 0-1 LTW PACE - 1690m

05 May 2026 - 7:52PM



HARNESS RACING VICTORIA



SHEPPARTON

HARNESS RACING CLUB

**Scratched:** CRAYONS TO PERFUME (4)

Note: Timing is based on positional data.

[ ] Indicates rank at the end of each section

--:-- No data available for this section

N/A Information not available

Data processed by  **TRIPLES DATA**