

# Shepparton-Professional-2026-05-03

## Race 1: SHEPPARTON RSL MAIDEN TROT - 1690m

03 May 2026 - 12:34PM



HARNESS RACING VICTORIA




RANK	TAB	Horse/ Driver	Top Speed (Km/h)	Fastest Section	First 50m	First 100m	First 200m	First Half	Middle Half	Last Half	Lead Time 0:04.97	1st Quarter	2nd Quarter	3rd Quarter	4th Quarter	Last Mile	Mile Rate	Distance Travelled	Gross Time/ Margin
												0:35.35 (0:30.38)	1:07.42 (0:32.07)	1:38.16 (0:30.74)	2:08.42 (0:30.26)				
1	4	TAKEN BY WINE	52.70	0:30.26	03.84	07.13	14.02	1:02.45	1:02.81	1:01.00	0:04.97 [1]	0:35.35 [1]	1:07.42 [1]	1:38.16 [1]	2:08.42	2:03.45	2:02.29	+10m	2:08.42
		Donna Castles	Q1	Q4			201m	809m	808m	810m		81m	405m	404m	404m				
2	3	MATISOFF	49.46	0:30.52	04.10	07.67	15.00	1:02.61	1:02.83	1:01.38	0:05.56 [6]	0:36.19 [5]	1:08.16 [5]	1:39.02 [6]	2:09.55	2:03.99	2:03.36	+10m	15.13m
		Jackie Barker	Q3	Q4			203m	809m	808m	809m		82m	405m	404m	404m				
3	6	DALAHASTEN	50.90	0:30.35	03.85	07.38	14.86	1:03.14	1:02.12	1:02.23	0:05.25 [3]	0:36.62 [6]	1:08.39 [6]	1:38.74 [4]	2:10.62	2:05.37	2:04.39	+34m	29.53m
		Leigh Sutton	Lead	Q3			204m	819m	819m	824m		81m	411m	408m	411m				
4	5	GREAT HORIZON	52.49	0:30.89	03.83	07.14	14.47	1:02.96	1:02.69	1:02.77	0:04.98 [2]	0:36.14 [4]	1:07.95 [4]	1:38.84 [5]	2:10.72	2:05.73	2:04.48	+25m	30.83m
		Neil McCallum	Lead	Q3			204m	818m	815m	816m		81m	410m	408m	408m				
5	2	GIANT FRANKIE	49.86	0:30.55	04.06	07.64	15.22	1:02.94	1:02.14	1:03.22	0:05.71 [7]	0:37.06 [8]	1:08.65 [8]	1:39.20 [7]	2:11.88	2:06.16	2:05.58	+43m	46.31m
		Rita Burnett	Q3	Q3			204m	820m	819m	828m		84m	412m	408m	411m				
6	1	SAMBEZIA	50.94	0:30.50	03.98	07.41	14.41	1:02.53	1:02.73	1:04.26	0:05.25 [4]	0:35.74 [2]	1:07.77 [3]	1:38.47 [3]	2:12.04	2:06.79	2:05.73	+14m	48.48m
		Ellen Tormey	Q1	Q1			202m	809m	809m	813m		81m	405m	404m	404m				
7	7	RHAPSODY REIGN	50.36	0:30.45	03.94	07.42	14.61	1:02.27	1:02.68	1:07.63	0:05.28 [5]	0:35.74 [3]	1:07.56 [2]	1:38.43 [2]	2:15.21	2:09.90	2:08.75	+37m	91.05m
		Stephen Boyington	Q1	Q1			205m	823m	816m	822m		82m	415m	408m	408m				

Note: Timing is based on positional data.

[ ] Indicates rank at the end of each section

-:--:- No data available for this section

N/A Information not available



HARNESS RACING VICTORIA

# Shepparton-Professional-2026-05-03

## Race 1: SHEPPARTON RSL MAIDEN TROT - 1690m

03 May 2026 - 12:34PM



RANK	TAB	Horse/ Driver	Top Speed (Km/h)	Fastest Section	First 50m	First 100m	First 200m	First Half	Middle Half	Last Half	Lead Time	1st Quarter	2nd Quarter	3rd Quarter	4th Quarter	Last Mile	Mile Rate	Distance Travelled	Gross Time/ Margin
												0:35.35 (0:30.38)	1:07.42 (0:32.07)	1:38.16 (0:30.74)	2:08.42 (0:30.26)				
8	8	SPESHAL	50.51	0:30.57	04.17	07.78	15.22	1:02.45	1:02.56	1:19.81	0:05.91 [8]	0:36.49 [7]	1:08.37 [7]	1:39.06 [8]	2:28.18	2:22.26	2:21.10	+25m	264.94m
		Mitchell Rowney	Q3	Q1			202m	808m	810m	818m		88m	405m	404m	406m				

Scratched: ISTANBUL (9)

Note: Timing is based on positional data.

[ ] Indicates rank at the end of each section

--:--:-- No data available for this section

N/A Information not available

# Shepparton-Professional-2026-05-03

## Race 2: ALDEBARAN PARK TROT - 2190m

03 May 2026 - 1:10PM



HARNESS RACING VICTORIA



RANK	TAB	Horse/ Driver	Top Speed (Km/h)	Fastest Section	First 50m	First 100m	First 200m	First Half	Middle Half	Last Half	Lead Time 0:43.42	1st Quarter	2nd Quarter	3rd Quarter	4th Quarter	Last Mile	Mile Rate	Distance Travelled	Gross Time/ Margin
												1:15.05 (0:31.63)	1:45.19 (0:30.14)	2:15.68 (0:30.49)	2:45.96 (0:30.28)				
1	5	<b>BANOS</b>	<b>53.68</b>	<b>0:29.92</b>	<b>03.78</b>	<b>07.01</b>	<b>13.92</b>	1:01.41	1:00.42	1:00.77	0:43.79 [2]	<b>1:15.28 [2]</b>	<b>1:45.19 [1]</b>	<b>2:15.68 [1]</b>	<b>2:45.96</b>	2:02.18	2:01.95	<b>+25m</b>	<b>2:45.96</b>
		Ryan Sanderson	Lead	Q2			206m	815m	807m	808m		592m	410m	404m	402m				
2	3	<b>SHINELIKETHESUN</b>	<b>52.27</b>	<b>0:29.71</b>	<b>03.89</b>	<b>07.25</b>	<b>14.28</b>	1:01.17	1:00.07	1:01.13	0:44.15 [5]	<b>1:15.62 [5]</b>	<b>1:45.32 [2]</b>	<b>2:15.69 [2]</b>	<b>2:46.47</b>	2:02.30	2:02.33	<b>+31m</b>	<b>6.88m</b>
		Sean O'Sullivan	Lead	Q2			203m	817m	814m	816m		589m	410m	407m	407m				
3	8	<b>SAMMY HALLER</b>	<b>49.75</b>	<b>0:29.79</b>	<b>04.10</b>	<b>07.68</b>	<b>15.54</b>	1:01.00	1:00.50	1:01.37	0:45.26 [8]	<b>1:16.47 [10]</b>	<b>1:46.26 [9]</b>	<b>2:16.97 [6]</b>	<b>2:47.63</b>	2:02.37	2:03.18	<b>+39m</b>	<b>22.45m</b>
		Laura Wilson	Q2	Q2			202m	817m	814m	819m		593m	410m	407m	408m				
4	11	<b>FARSTAR</b>	<b>51.55</b>	<b>0:29.76</b>	<b>03.87</b>	<b>07.27</b>	<b>14.66</b>	1:01.26	1:00.83	1:01.81	0:44.59 [6]	<b>1:16.10 [7]</b>	<b>1:45.86 [7]</b>	<b>2:16.94 [5]</b>	<b>2:47.68</b>	2:03.07	2:03.22	<b>+34m</b>	<b>23.12m</b>
		Mark Pitt	Lead	Q2			203m	817m	813m	814m		594m	410m	407m	406m				
5	4	<b>ALDEBARANHARLEQUIN</b>	<b>52.34</b>	<b>0:30.45</b>	<b>03.84</b>	<b>07.16</b>	<b>14.06</b>	1:02.09	1:01.01	1:02.35	0:43.42 [1]	<b>1:15.05 [1]</b>	<b>1:45.50 [3]</b>	<b>2:16.06 [3]</b>	<b>2:47.85</b>	2:04.44	2:03.34	<b>+13m</b>	<b>25.4m</b>
		Steven Lindberg	Lead	Q2			203m	808m	806m	807m		587m	405m	403m	402m				
6	1	<b>MONEY TALKS</b>	<b>52.70</b>	<b>0:30.47</b>	<b>03.93</b>	<b>07.25</b>	<b>14.12</b>	1:02.03	1:01.55	1:01.79	0:44.15 [4]	<b>1:15.72 [4]</b>	<b>1:46.19 [8]</b>	<b>2:17.27 [7]</b>	<b>2:47.98</b>	2:03.82	2:03.43	<b>+13m</b>	<b>27.04m</b>
		Paul Railton	Lead	Q2			202m	805m	807m	816m		582m	402m	403m	404m				
7	6	<b>PLAYA DEL CARMEN</b>	<b>51.80</b>	<b>0:30.32</b>	<b>03.81</b>	<b>07.17</b>	<b>14.64</b>	1:00.81	1:01.51	1:03.93	0:45.55 [10]	<b>1:16.05 [9]</b>	<b>1:46.36 [10]</b>	<b>2:17.55 [9]</b>	<b>2:50.30</b>	2:04.74	2:05.14	<b>+24m</b>	<b>58.16m</b>
		James Herbertson	Lead	Q2			205m	808m	807m	812m		594m	405m	403m	404m				

Note: Timing is based on positional data.

[ ] Indicates rank at the end of each section


--:-- No data available for this section

N/A Information not available

# Shepparton-Professional-2026-05-03

## Race 2: ALDEBARAN PARK TROT - 2190m

03 May 2026 - 1:10PM



HARNESS RACING VICTORIA



RANK	TAB	Horse/ Driver	Top Speed (Km/h)	Fastest Section	First 50m	First 100m	First 200m	First Half	Middle Half	Last Half	Lead Time 0:43.42	1st Quarter	2nd Quarter	3rd Quarter	4th Quarter	Last Mile	Mile Rate	Distance Travelled	Gross Time/ Margin
												1:15.05 (0:31.63)	1:45.19 (0:30.14)	2:15.68 (0:30.49)	2:45.96 (0:30.28)				
8	10	AETOS DYNAMIS	51.26	0:29.70	04.02	07.56	15.17	1:00.92	1:00.39	1:04.62	0:44.83 [7]	1:16.06 [8]	1:45.76 [6]	2:16.44 [4]	2:50.38	2:05.54	2:05.20	+43m	59.22m
		Cameron Maggs	Q3	Q2			204m	825m	821m	815m	594m	414m	411m	410m	405m				
9	2	BET BET HOTSHOT	53.96	0:30.47	03.84	07.08	13.86	1:02.03	1:01.94	1:05.93	0:43.76 [3]	1:15.32 [3]	1:45.79 [5]	2:17.26 [8]	2:51.72	2:07.96	2:06.19	+1m	77.31m
		Abby Sanderson	Lead	Q2			202m	805m	805m	805m	581m	402m	402m	402m	403m				
10	9	GLENGARRY RED	51.08	0:29.88	04.01	07.57	16.23	1:00.27	1:06.54	1:11.04	0:45.40 [9]	1:15.79 [6]	1:45.67 [4]	2:22.32 [10]	2:56.71	2:11.31	2:09.85	+49m	144.18m
		Tasmyn Potter	Q2	Q2			204m	824m	825m	822m	593m	414m	410m	415m	407m				

Scratched: I AM HARRO (7)

Note: Timing is based on positional data.

[ ] Indicates rank at the end of each section


-:--:- No data available for this section

N/A Information not available

# Shepparton-Professional-2026-05-03

## Race 3: BENSTUD STANDARDBERDS 3YO MAIDEN PACE - 2190m

03 May 2026 - 1:46PM



HARNESS RACING VICTORIA



RANK	TAB	Horse/ Driver	Top Speed (Km/h)	Fastest Section	First 50m	First 100m	First 200m	First Half	Middle Half	Last Half	Lead Time	1st Quarter	2nd Quarter	3rd Quarter	4th Quarter	Last Mile	Mile Rate	Distance Travelled	Gross Time/ Margin
												0:41.27	1:13.86 (0:32.59)	1:45.28 (0:31.43)	2:14.63 (0:29.34)				
1	2	<b>COCOSWORLD</b>	<b>54.14</b>	<b>0:28.87</b>	<b>03.85</b>	<b>07.10</b>	<b>13.95</b>	1:03.22	1:00.13	0:57.87	0:42.81	<b>1:14.77</b>	<b>1:46.04</b>	<b>2:14.90</b>	<b>2:43.90</b>	2:01.09	2:00.44	<b>+37m</b>	<b>2:43.90</b>
		Jackie Barker	Lead	Q3			204m	818m	815m	818m		591m	411m	407m	408m				
2	9	<b>CAMERINA</b>	Did not track.																<b>1.18m</b>
		Laura Wilson																	
3	6	<b>IMON NZ</b>	<b>54.50</b>	<b>0:29.34</b>	<b>03.78</b>	<b>06.96</b>	<b>13.64</b>	1:04.03	1:00.78	0:58.80	<b>0:41.27</b>	<b>1:13.86</b>	<b>1:45.28</b>	<b>2:14.63</b>	<b>2:44.09</b>	2:02.83	2:00.58	<b>+15m</b>	<b>2.56m</b>
		Nathan Jack	Lead	Q3			205m	805m	805m	808m	592m	402m	402m	403m	405m				
4	3	<b>WHERE IT BEGAN</b>	<b>56.88</b>	<b>0:29.27</b>	<b>03.70</b>	<b>06.76</b>	<b>13.33</b>	1:04.02	1:00.73	0:58.65	0:41.57	<b>1:14.15</b>	<b>1:45.61</b>	<b>2:14.89</b>	<b>2:44.27</b>	2:02.67	2:00.71	<b>+8m</b>	<b>4.93m</b>
		David Jack	Lead	Q3			202m	805m	805m	808m		585m	402m	402m	402m				
5	1	<b>ALCATRAZ MISS</b>	<b>53.78</b>	<b>0:29.13</b>	<b>03.79</b>	<b>07.01</b>	<b>13.67</b>	1:03.97	1:00.78	0:58.45	0:41.98	<b>1:14.48</b>	<b>1:45.94</b>	<b>2:15.25</b>	<b>2:44.39</b>	2:02.42	2:00.80	<b>+8m</b>	<b>6.54m</b>
		Glenn Bull	Lead	Q4			203m	805m	805m	809m		584m	402m	403m	403m				
6	7	<b>SOHO AMARYLLIS</b>	Did not track.																<b>8.03m</b>
		Connor Clarke																	
7	13	<b>MAJOR EASTWOOD</b>	<b>51.80</b>	<b>0:28.92</b>	<b>04.05</b>	<b>07.64</b>	<b>15.19</b>	1:03.64	1:00.63	0:58.03	0:43.36	<b>1:15.48</b>	<b>1:46.99</b>	<b>2:16.11</b>	<b>2:45.03</b>	2:01.67	2:01.27	<b>+16m</b>	<b>15.17m</b>
		Kylie Sugars	Q3	Q4			206m	805m	805m	809m		593m	402m	402m	402m				
8	12	<b>GLENANGE MISS</b>	<b>54.04</b>	<b>0:29.05</b>	<b>03.90</b>	<b>07.15</b>	<b>14.03</b>	1:03.84	1:00.55	0:58.47	0:42.83	<b>1:15.18</b>	<b>1:46.68</b>	<b>2:15.73</b>	<b>2:45.16</b>	2:02.31	2:01.37	<b>+15m</b>	<b>16.88m</b>
		Taylor Youl	Lead	Q3			206m	805m	805m	806m		594m	402m	402m	402m				

Note: Timing is based on positional data.

[ ] Indicates rank at the end of each section


--:-- No data available for this section

N/A Information not available

# Shepparton-Professional-2026-05-03

## Race 3: BENSTUD STANDARDBERDS 3YO MAIDEN PACE - 2190m

03 May 2026 - 1:46PM



HARNESS RACING VICTORIA



RANK	TAB	Horse/ Driver	Top Speed (Km/h)	Fastest Section	First 50m	First 100m	First 200m	First Half	Middle Half	Last Half	Lead Time	1st Quarter	2nd Quarter	3rd Quarter	4th Quarter	Last Mile	Mile Rate	Distance Travelled	Gross Time/ Margin
												0:41.27	1:13.86 (0:32.59)	1:45.28 (0:31.43)	2:14.63 (0:29.34)				
9	10	HEAVENLY FLYER	52.60	0:29.37	04.09	07.49	14.39	1:03.06	1:00.61	0:59.01	0:43.33	1:15.16	1:46.40	2:15.77	2:45.41	2:02.07	2:01.55	+50m	20.21m
		James Herbertson	Q4	Q3			203m	818m	818m	825m		597m	410m	408m	411m				
10	8	HEAVENLY NIKKY	53.28	0:29.28	03.93	07.23	13.89	1:03.85	1:00.75	0:59.12	0:42.48	1:14.85	1:46.32	2:15.61	2:45.46	2:02.97	2:01.59	+23m	20.85m
		Rita Burnett	Lead	Q3			202m	805m	809m	818m		590m	402m	402m	407m				
11	11	VILLAVOS	51.91	0:29.21	04.18	07.76	14.92	1:03.00	1:00.42	0:59.09	0:43.80	1:15.57	1:46.80	2:16.01	2:45.89	2:02.09	2:01.90	+40m	26.58m
		Chris Alford	Q3	Q3			205m	817m	815m	816m		597m	410m	408m	407m				
12	4	MADAM MARCHETE	55.87	0:29.63	03.86	07.03	13.63	1:03.22	1:00.90	1:00.18	0:42.49	1:14.44	1:45.71	2:15.33	2:45.89	2:03.40	2:01.90	+33m	26.66m
		Stacey Towers	Lead	Q3			204m	817m	814m	815m		591m	410m	407m	407m				

Scratched: ELLIANA (5)

Note: Timing is based on positional data.

[ ] Indicates rank at the end of each section

--:-- No data available for this section

N/A Information not available

# Shepparton-Professional-2026-05-03

## Race 4: MY RIDE SHEPPARTON PACE - 1690m

03 May 2026 - 2:20PM



HARNESS RACING VICTORIA



RANK	TAB	Horse/ Driver	Top Speed (Km/h)	Fastest Section	First 50m	First 100m	First 200m	First Half	Middle Half	Last Half	Lead Time	1st Quarter	2nd Quarter	3rd Quarter	4th Quarter	Last Mile	Mile Rate	Distance Travelled	Gross Time/ Margin
												0:33.94 (0:28.72)	1:04.35 (0:30.41)	1:33.35 (0:29.00)	2:03.91 (0:30.56)				
1	6	<b>ROYLANCE</b>	<b>54.25</b>	<b>0:28.71</b>	<b>03.80</b>	<b>07.05</b>	<b>13.66</b>	0:59.11	0:59.40	0:59.55	0:05.23 [2]	<b>0:33.94 [1]</b>	<b>1:04.35 [1]</b>	<b>1:33.35 [1]</b>	<b>2:03.91</b>	1:58.66	1:57.99	<b>+12m</b>	<b>2:03.91</b>
		Rebecca Bartley	Q1	Q1			204m	812m	806m	808m	82m	408m	404m	403m	405m				
2	8	<b>KRAKEY</b>	<b>53.06</b>	<b>0:28.34</b>	<b>03.94</b>	<b>07.34</b>	<b>14.81</b>	0:59.26	0:58.12	<b>0:58.61</b>	0:06.21 [9]	<b>0:35.70 [9]</b>	<b>1:05.48 [9]</b>	<b>1:33.82 [3]</b>	<b>2:04.09</b>	1:57.87	1:58.17	<b>+40m</b>	<b>2.47m</b>
		Damian Wilson	Q3	Q3			204m	819m	818m	<b>819m</b>	92m	411m	409m	409m	410m				
3	12	<b>ALCATRAZ GIRL</b>	<b>52.99</b>	<b>0:28.34</b>	<b>04.01</b>	<b>07.65</b>	<b>15.51</b>	0:59.33	<b>0:58.07</b>	<b>0:58.61</b>	0:06.42 [11]	<b>0:36.02 [11]</b>	<b>1:05.75 [11]</b>	<b>1:34.09 [6]</b>	<b>2:04.37</b>	1:57.94	1:58.43	<b>+44m</b>	<b>6.21m</b>
		Glenn Bull	Q1	Q3			204m	820m	<b>818m</b>	<b>823m</b>	91m	412m	409m	410m	413m				
4	13	<b>OLLY ODD POTTS</b>	<b>54.14</b>	<b>0:29.01</b>	<b>03.71</b>	<b>07.00</b>	<b>14.08</b>	0:59.24	0:59.45	0:59.31	0:05.82 [7]	<b>0:34.83 [6]</b>	<b>1:05.06 [6]</b>	<b>1:34.28 [7]</b>	<b>2:04.38</b>	1:58.55	1:58.44	<b>+35m</b>	<b>6.32m</b>
		Taylor Youl	Q1	Q1			205m	818m	813m	816m	91m	411m	407m	406m	410m				
5	1	<b>UPRIGHT</b>	<b>53.35</b>	<b>0:29.06</b>	<b>03.80</b>	<b>07.08</b>	<b>13.74</b>	0:59.45	0:59.56	0:59.95	<b>0:05.22 [1]</b>	<b>0:34.28 [3]</b>	<b>1:04.67 [3]</b>	<b>1:33.84 [4]</b>	<b>2:04.63</b>	1:59.40	1:58.68	<b>+6m</b>	<b>9.68m</b>
		Donna Castles	Q1	Q1			202m	808m	806m	806m	<b>81m</b>	405m	403m	402m	404m				
6	7	<b>KYRGIOS</b>	<b>53.86</b>	<b>0:28.75</b>	<b>03.83</b>	<b>07.11</b>	<b>13.83</b>	<b>0:58.95</b>	0:59.46	1:00.25	0:05.50 [4]	<b>0:34.25 [2]</b>	<b>1:04.46 [2]</b>	<b>1:33.71 [2]</b>	<b>2:04.71</b>	1:59.20	1:58.75	<b>+27m</b>	<b>10.7m</b>
		Jackie Barker	Q1	Q1			205m	<b>820m</b>	813m	813m	84m	414m	406m	406m	407m				
7	5	<b>ROYLE BLOOD</b>	<b>52.92</b>	<b>0:29.22</b>	<b>03.78</b>	<b>07.05</b>	<b>13.96</b>	0:59.45	0:59.47	1:00.23	0:05.28 [3]	<b>0:34.50 [4]</b>	<b>1:04.73 [4]</b>	<b>1:33.97 [5]</b>	<b>2:04.96</b>	1:59.68	1:58.99	<b>+23m</b>	<b>14.03m</b>
		Ellen Tormey	Q1	Q1			205m	817m	813m	814m	82m	410m	407m	406m	408m				

Note: Timing is based on positional data.

[ ] Indicates rank at the end of each section


--:-- No data available for this section

N/A Information not available

# Shepparton-Professional-2026-05-03

## Race 4: MY RIDE SHEPPARTON PACE - 1690m

03 May 2026 - 2:20PM



HARNESS RACING VICTORIA



RANK	TAB	Horse/ Driver	Top Speed (Km/h)	Fastest Section	First 50m	First 100m	First 200m	First Half	Middle Half	Last Half	Lead Time	1st Quarter	2nd Quarter	3rd Quarter	4th Quarter	Last Mile	Mile Rate	Distance Travelled	Gross Time/ Margin
												0:33.94 (0:28.72)	1:04.35 (0:30.41)	1:33.35 (0:29.00)	2:03.91 (0:30.56)				
8	10	MANDS PEARL	53.68	0:29.21	03.79	07.03	14.12	0:59.70	0:59.56	0:59.80	0:05.64 [6]	0:34.98 [7]	1:05.34 [8]	1:34.55 [11]	2:05.15	1:59.50	1:59.17	+13m	16.63m
		Nathan Jack	Lead	Q3			203m	809m	806m	807m	88m	406m	403m	403m	404m				
9	9	NIVEKALON EAGLE	51.41	0:29.21	03.93	07.33	14.47	0:59.51	0:59.33	0:59.82	0:05.88 [8]	0:35.26 [8]	1:05.37 [7]	1:34.59 [10]	2:05.20	1:59.33	1:59.22	+25m	17.25m
		Tasmyn Potter	Q1	Q3			204m	815m	812m	813m	87m	409m	407m	406m	408m				
10	11	PARISIAN BANDIT	52.67	0:28.76	03.99	07.47	15.18	0:59.44	0:58.64	0:59.77	0:06.24 [10]	0:35.80 [10]	1:05.68 [10]	1:34.45 [9]	2:05.46	1:59.21	1:59.47	+32m	20.84m
		Mal Whiteford	Q3	Q3			203m	811m	812m	820m	91m	407m	404m	408m	412m				
11	4	REALLY CAMPBELL	53.10	0:29.19	03.88	07.28	14.06	0:59.56	0:59.63	1:00.72	0:05.48 [5]	0:34.67 [5]	1:05.06 [5]	1:34.31 [8]	2:05.79	2:00.30	1:59.78	+8m	25.2m
		Ewa Justice	Q1	Q1			203m	808m	807m	808m	82m	404m	404m	403m	405m				

Scratched: REASON TO SCREAM (2), WARRIORESS (3)

Note: Timing is based on positional data.

[ ] Indicates rank at the end of each section

-:--:- No data available for this section

N/A Information not available

# Shepparton-Professional-2026-05-03

## Race 5: FULLER EARTHWORKS PACE - 1690m

03 May 2026 - 2:59PM



HARNESS RACING VICTORIA



RANK	TAB	Horse/ Driver	Top Speed (Km/h)	Fastest Section	First 50m	First 100m	First 200m	First Half	Middle Half	Last Half	Lead Time	1st Quarter	2nd Quarter	3rd Quarter	4th Quarter	Last Mile	Mile Rate	Distance Travelled	Gross Time/ Margin
												0:32.91 (0:28.31)	1:02.92 (0:30.01)	1:31.46 (0:28.54)	2:00.71 (0:29.25)				
1	10	IDEAL BANDIT	54.61	0:28.06	03.72	06.98	13.66	0:58.56	0:57.55	0:56.67	0:05.46 [9]	0:34.54 [9]	1:04.03 [9]	1:32.10 [5]	2:00.71	1:55.24	1:54.95	+40m	2:00.71
		Ryan Sanderson	Q1	Q3			204m	821m	821m	822m	87m	411m	411m	410m	411m				
2	9	WILD CARD NZ	55.04	0:28.09	03.65	06.81	13.36	0:58.51	0:57.62	0:57.56	0:05.22 [7]	0:34.21 [7]	1:03.74 [7]	1:31.83 [3]	2:01.32	1:56.09	1:55.53	+33m	8.21m
		James Herbertson	Q1	Q3			203m	820m	820m	818m	85m	410m	410m	410m	408m				
3	11	HITCH TO HIS STAR	54.07	0:28.12	03.73	07.12	14.03	0:58.79	0:57.37	0:57.15	0:05.60 [10]	0:35.14 [10]	1:04.39 [10]	1:32.51 [8]	2:01.54	1:55.94	1:55.74	+45m	11.14m
		Ellen Tormey	Q3	Q3			204m	824m	821m	824m	87m	414m	410m	411m	413m				
4	6	FOURTH RESPONSE	59.94	0:28.31	03.41	06.31	12.44	0:58.32	0:58.55	0:58.65	0:04.60 [1]	0:32.91 [1]	1:02.92 [1]	1:31.46 [1]	2:01.56	1:56.97	1:55.76	+8m	11.51m
		Abbey Turnbull	Q1	Q1			202m	809m	806m	808m	81m	405m	403m	403m	405m				
5	8	CELESTIAL ZODIAC	54.11	0:28.56	03.69	06.90	13.60	0:58.38	0:58.08	0:57.84	0:05.41 [8]	0:34.27 [8]	1:03.80 [8]	1:32.36 [7]	2:01.64	1:56.22	1:55.83	+13m	12.48m
		Luke Dunne	Q1	Q3			202m	805m	806m	811m	87m	403m	403m	403m	408m				
6	5	EDWARDE GRANGE	57.64	0:28.57	03.49	06.50	12.90	0:58.50	0:58.34	0:58.62	0:04.67 [2]	0:33.40 [3]	1:03.17 [3]	1:31.76 [2]	2:01.81	1:57.12	1:55.99	+3m	14.72m
		Tayla French	Q1	Q3			202m	805m	805m	807m	81m	403m	402m	402m	404m				
7	1	OOH AH LISTAH	54.14	0:28.56	03.66	06.85	13.56	0:58.48	0:58.15	0:58.44	0:04.99 [5]	0:33.87 [5]	1:03.46 [5]	1:32.03 [4]	2:01.91	1:56.92	1:56.09	+7m	16.13m
		Nathan Jack	Lead	Q3			202m	805m	805m	810m	82m	403m	403m	403m	407m				

Note: Timing is based on positional data.

[ ] Indicates rank at the end of each section


--:-- No data available for this section

N/A Information not available

# Shepparton-Professional-2026-05-03

## Race 5: FULLER EARTHWORKS PACE - 1690m

03 May 2026 - 2:59PM



HARNESS RACING VICTORIA



RANK	TAB	Horse/Driver	Top Speed (Km/h)	Fastest Section	First 50m	First 100m	First 200m	First Half	Middle Half	Last Half	Lead Time	1st Quarter	2nd Quarter	3rd Quarter	4th Quarter	Last Mile	Mile Rate	Distance Travelled	Gross Time/Margin
												0:32.91 (0:28.31)	1:02.92 (0:30.01)	1:31.46 (0:28.54)	2:00.71 (0:29.25)				
8	4	<b>THE GOLDEN HOOK</b>	<b>56.45</b>	<b>0:29.05</b>	<b>03.53</b>	<b>06.60</b>	<b>13.40</b>	0:58.85	0:58.72	0:58.30	0:04.80 [3]	<b>0:33.98 [6]</b>	<b>1:03.65 [6]</b>	<b>1:32.70 [10]</b>	<b>2:01.95</b>	1:57.15	1:56.13	<b>+29m</b>	<b>16.67m</b>
		Tasmyn Potter	Q1	Q3			204m	818m	816m	819m	81m	410m	408m	408m	412m				
9	2	<b>SOHO PLAYGIRL</b>	<b>55.51</b>	<b>0:28.81</b>	<b>03.57</b>	<b>06.70</b>	<b>13.27</b>	0:58.48	0:58.83	0:58.77	0:04.99 [4]	<b>0:33.81 [4]</b>	<b>1:03.48 [4]</b>	<b>1:32.64 [9]</b>	<b>2:02.25</b>	1:57.25	1:56.41	<b>+3m</b>	<b>20.59m</b>
		Laura Wilson	Lead	Q1			202m	805m	805m	806m	81m	403m	402m	402m	404m				
10	3	<b>MIKIS PLEASURE</b>	<b>55.51</b>	<b>0:28.28</b>	<b>03.66</b>	<b>06.90</b>	<b>13.37</b>	<b>0:57.98</b>	0:58.86	1:05.39	0:04.95 [6]	<b>0:33.24 [2]</b>	<b>1:02.94 [2]</b>	<b>1:32.10 [6]</b>	<b>2:08.33</b>	2:03.37	2:02.21	<b>+26m</b>	<b>102.23m</b>
		Alex Ashwood	Q1	Q1			205m	<b>820m</b>	814m	814m	82m	413m	408m	406m	408m				

Scratched: MAAS BETTING AGAIN (7)

Note: Timing is based on positional data.

[ ] Indicates rank at the end of each section

-:--:- No data available for this section

N/A Information not available

# Shepparton-Professional-2026-05-03

## Race 6: KIM O"KEEFFE MP PACE - 2190m

03 May 2026 - 3:38PM



HARNESS RACING VICTORIA



RANK	TAB	Horse/ Driver	Top Speed (Km/h)	Fastest Section	First 50m	First 100m	First 200m	First Half	Middle Half	Last Half	Lead Time 0:41.01	1st Quarter	2nd Quarter	3rd Quarter	4th Quarter	Last Mile	Mile Rate	Distance Travelled	Gross Time/ Margin
												1:12.96 (0:31.95)	1:43.82 (0:30.86)	2:13.33 (0:29.51)	2:42.85 (0:29.52)				
1	3	LEONARD	56.34	0:29.45	03.63	06.71	13.03	1:02.81	1:00.36	0:58.96	0:41.01 [1]	1:12.96 [1]	1:43.82 [1]	2:13.33 [1]	2:42.79	2:01.77	1:59.62	+6m	2:42.79
		Ewa Justice	Lead	Q4			202m	805m	805m	809m		582m	402m	402m	403m				
2	11	TOORAM DANNY	53.06	0:28.56	03.61	07.23	14.46	1:02.53	0:59.18	0:57.80	0:42.49 [8]	1:14.40 [9]	1:45.02 [9]	2:13.59 [3]	2:42.84	2:00.33	1:59.66	+48m	0.67m
		Alex Ashwood	Q3	Q3			204m	819m	819m	823m		596m	410m	408m	411m				
3	2	METRO MEMORY	54.22	0:29.17	03.61	06.97	13.50	1:02.78	1:00.35	0:58.65	0:41.42 [3]	1:13.33 [3]	1:44.20 [3]	2:13.68 [4]	2:42.85	2:01.43	1:59.67	+4m	0.81m
		George Chamouras	Lead	Q4			203m	805m	805m	806m		582m	402m	402m	402m				
4	6	WAYSAM	56.81	0:28.90	03.61	06.70	13.07	1:03.17	1:00.51	0:58.50	0:41.43 [4]	1:13.70 [6]	1:44.61 [6]	2:14.22 [9]	2:43.12	2:01.67	1:59.87	+26m	4.48m
		Tasmyn Potter	Lead	Q4			204m	816m	813m	813m		587m	409m	407m	406m				
5	9	LORIMERMAJOR	52.96	0:29.17	03.62	07.23	14.03	1:02.56	1:00.33	0:58.64	0:41.95 [6]	1:13.67 [5]	1:44.53 [5]	2:14.00 [7]	2:43.17	2:01.21	1:59.91	+13m	5.11m
		Tayla French	Lead	Q4			203m	805m	805m	807m		591m	402m	402m	402m				
6	12	LA SMOOCH	53.32	0:28.56	03.63	07.16	14.44	1:02.40	0:59.20	0:58.20	0:42.94 [10]	1:14.71 [10]	1:45.34 [11]	2:13.90 [6]	2:43.55	2:00.60	2:00.18	+47m	10.22m
		Nathan Jack	Q3	Q3			205m	819m	819m	822m		596m	410m	409m	411m				
7	4	BET SHEZA LADY	53.86	0:29.26	03.63	07.01	13.66	1:03.16	1:00.16	0:58.78	0:41.83 [5]	1:14.08 [7]	1:44.98 [8]	2:14.24 [9]	2:43.76	2:01.94	2:00.34	+35m	13.05m
		Abbey Turnbull	Lead	Q3			203m	816m	816m	821m		588m	410m	407m	409m				

Note: Timing is based on positional data.

[ ] Indicates rank at the end of each section

--:--:-- No data available for this section

N/A Information not available

# Shepparton-Professional-2026-05-03

## Race 6: KIM O"KEEFFE MP PACE - 2190m

03 May 2026 - 3:38PM



HARNESS RACING VICTORIA



SHEPPARTON  
HARNESS RACING CLUB

RANK	TAB	Horse/Driver	Top Speed (Km/h)	Fastest Section	First 50m	First 100m	First 200m	First Half	Middle Half	Last Half	Lead Time	1st Quarter	2nd Quarter	3rd Quarter	4th Quarter	Last Mile	Mile Rate	Distance Travelled	Gross Time/Margin
												0:41.01	1:12.96 (0:31.95)	1:43.82 (0:30.86)	2:13.33 (0:29.51)				
8	10	MIKISPUR	53.32	0:29.50	03.63	07.03	13.73	1:01.95	1:00.21	0:59.78	0:42.06 [7]	1:13.30 [2]	1:44.01 [2]	2:13.50 [2]	2:43.80	2:01.73	2:00.36	+42m	13.59m
		James Herbertson	Lead	Q3			203m	824m	816m	817m		592m	415m	408m	408m				
9	13	DONT ASK AGAIN	51.70	0:29.32	03.81	06.76	13.15	1:01.49	0:59.70	0:59.05	0:43.81 [11]	1:14.92 [11]	1:45.30 [10]	2:14.62 [11]	2:44.35	2:00.54	2:00.77	+21m	20.99m
		Glenn Bull	Q3	Q3			180m	805m	809m	814m		591m	402m	403m	406m				
10	5	LESTER	53.50	0:29.63	03.74	06.77	13.16	1:03.14	1:00.56	1:00.18	0:41.13 [2]	1:13.34 [4]	1:44.27 [4]	2:13.90 [5]	2:44.46	2:03.32	2:00.85	+35m	22.47m
		Luke Dunne	Lead	Q3			180m	817m	815m	816m		592m	410m	407m	407m				
11	1	BELLA LOMBO	50.83	0:29.77	03.66	07.40	14.42	1:01.92	1:00.34	1:00.21	0:42.82 [9]	1:14.17 [8]	1:44.75 [7]	2:14.53 [10]	2:44.98	2:02.13	2:01.24	+12m	29.46m
		Srecko Stupin	Lead	Q3			202m	809m	808m	809m		585m	405m	404m	404m				
12	7	WHENIGROWUP	53.46	0:29.27	03.68	07.38	14.75	1:01.47	0:59.84	1:00.56	0:44.04 [12]	1:14.94 [12]	1:45.55 [12]	2:14.81 [12]	2:46.11	2:02.04	2:02.06	+27m	44.66m
		Joe Farrugia	Lead	Q3			204m	811m	815m	814m		591m	402m	409m	406m				

Scratched: LUVERBOY (8)

Note: Timing is based on positional data.

[ ] Indicates rank at the end of each section

--:-- No data available for this section

N/A Information not available

# Shepparton-Professional-2026-05-03

## Race 7: OLIVE HAYES MEMORIAL FEMALE DRIVERS PACE - 2190m

03 May 2026 - 4:14PM



HARNESS RACING VICTORIA



RANK	TAB	Horse/ Driver	Top Speed (Km/h)	Fastest Section	First 50m	First 100m	First 200m	First Half	Middle Half	Last Half	Lead Time	1st Quarter	2nd Quarter	3rd Quarter	4th Quarter	Last Mile	Mile Rate	Distance Travelled	Gross Time/ Margin
												0:41.08	1:12.51 (0:31.43)	1:42.32 (0:29.81)	2:11.38 (0:29.06)				
1	10	ALL OVER IT	53.10	0:28.63	03.83	07.09	13.92	1:00.37	0:58.86	0:57.68	0:41.95 [7]	1:12.51 [1]	1:42.32 [1]	2:11.38 [1]	2:40.02	1:58.05	1:57.59	+26m	2:40.02
		Tayla French	Lead	Q4			203m	815m	805m	808m	593m	413m	402m	403m	405m				
2	12	HELLOVATIME	53.42	0:28.16	03.87	07.36	14.64	1:00.90	0:57.35	0:57.56	0:42.52 [10]	1:14.23 [11]	1:43.42 [9]	2:11.57 [2]	2:40.99	1:58.47	1:58.30	+42m	12.93m
		Ellen Tormey	Q3	Q3			203m	819m	819m	817m	596m	409m	410m	409m	408m				
3	11	WICKED WIZARD	52.74	0:28.53	03.88	07.28	14.28	1:01.15	0:58.09	0:57.73	0:42.17 [8]	1:13.76 [9]	1:43.33 [8]	2:11.85 [4]	2:41.05	1:58.88	1:58.34	+39m	13.77m
		Abby Sanderson	Q3	Q3			203m	816m	816m	818m	594m	409m	407m	409m	410m				
4	5	OUR CHEEKY DEVIL	55.48	0:28.86	03.66	06.78	13.33	1:01.49	0:59.30	0:58.49	0:41.31 [3]	1:13.13 [5]	1:42.80 [4]	2:12.43 [6]	2:41.30	1:59.98	1:58.53	+30m	17.11m
		Donna Castles	Lead	Q4			205m	815m	814m	816m	589m	409m	406m	407m	409m				
5	2	OUTBACK QUEENIE	54.47	0:29.55	03.74	06.94	13.56	1:01.38	0:59.54	0:59.32	0:41.78 [6]	1:13.17 [6]	1:43.15 [7]	2:12.70 [8]	2:42.48	2:00.70	1:59.39	+7m	32.9m
		Jackie Barker	Lead	Q3			203m	806m	806m	809m	583m	403m	403m	403m	406m				
6	7	UNCLE TREV	55.62	0:29.17	03.65	06.79	13.28	1:01.47	0:59.20	1:00.02	0:41.08 [1]	1:12.52 [2]	1:42.55 [3]	2:11.71 [3]	2:42.56	2:01.49	1:59.46	+11m	34.14m
		Tasmyn Potter	Lead	Q3			206m	806m	805m	806m	589m	403m	403m	402m	404m				
7	1	CLIVES GIRL	52.52	0:29.37	03.90	07.28	14.12	1:01.31	0:59.22	0:59.36	0:42.23 [9]	1:13.69 [8]	1:43.54 [10]	2:12.91 [10]	2:42.90	2:00.67	1:59.71	+14m	38.61m
		Charlene Gusman	Lead	Q3			202m	806m	808m	815m	583m	403m	403m	405m	410m				

Note: Timing is based on positional data.

[ ] Indicates rank at the end of each section


--:-- No data available for this section

N/A Information not available

# Shepparton-Professional-2026-05-03

## Race 7: OLIVE HAYES MEMORIAL FEMALE DRIVERS PACE - 2190m

03 May 2026 - 4:14PM



HARNESS RACING VICTORIA



RANK	TAB	Horse/Driver	Top Speed (Km/h)	Fastest Section	First 50m	First 100m	First 200m	First Half	Middle Half	Last Half	Lead Time	1st Quarter	2nd Quarter	3rd Quarter	4th Quarter	Last Mile	Mile Rate	Distance Travelled	Gross Time/Margin
												0:41.08	1:12.51 (0:31.43)	1:42.32 (0:29.81)	2:11.38 (0:29.06)				
8	3	WILL HE REIGN	55.76	0:29.55	03.70	06.82	13.26	1:01.48	0:59.56	1:00.80	0:41.41 [4]	1:12.86 [4]	1:42.88 [5]	2:12.43 [7]	2:43.69	2:02.28	2:00.29	+5m	49.19m
		Laura Wilson	Lead	Q3			203m	806m	806m	806m	583m	403m	403m	403m	403m				
9	4	MAGIC MIKE NZ	53.24	0:29.63	03.74	06.99	13.77	1:01.45	0:59.36	1:01.41	0:41.57 [5]	1:13.40 [7]	1:43.04 [6]	2:12.77 [9]	2:44.45	2:02.86	2:00.84	+33m	59.32m
		Joanne Justice	Lead	Q2			203m	815m	815m	821m	587m	408m	406m	408m	413m				
10	6	POSTIT LAFITE	53.89	0:29.69	03.70	06.91	13.72	1:01.41	0:59.49	1:02.87	0:41.03 [2]	1:12.75 [3]	1:42.43 [2]	2:12.23 [5]	2:45.31	2:04.28	2:01.48	+34m	70.92m
		Kylie Sugars	Lead	Q2			205m	816m	813m	814m	594m	409m	407m	407m	408m				
11	8	NOMORELYING	51.41	0:29.78	03.92	07.34	14.27	1:01.31	0:59.74	1:09.13	0:42.45 [11]	1:13.98 [10]	1:43.76 [11]	2:13.72 [11]	2:52.89	2:10.44	2:07.04	+11m	172.53m
		Abbey Turnbull	Lead	Q2			203m	805m	806m	808m	587m	403m	403m	403m	405m				

Scratched: CORNISHTOWN KID (9)

Note: Timing is based on positional data.

[ ] Indicates rank at the end of each section

-:--:- No data available for this section

N/A Information not available

# Shepparton-Professional-2026-05-03

## Race 8: KYABRAM TROTTING CLUB PACE - 2190m

03 May 2026 - 4:52PM



HARNESS RACING VICTORIA




RANK	TAB	Horse/ Driver	Top Speed (Km/h)	Fastest Section	First 50m	First 100m	First 200m	First Half	Middle Half	Last Half	Lead Time 0:43.08	1st Quarter	2nd Quarter	3rd Quarter	4th Quarter	Last Mile	Mile Rate	Distance Travelled	Gross Time/ Margin
												1:13.50 (0:30.42)	1:43.27 (0:29.77)	2:12.39 (0:29.12)	2:41.67 (0:29.28)				
1	3	<b>ROAM</b>	<b>52.70</b>	<b>0:28.67</b>	<b>03.78</b>	<b>07.09</b>	<b>14.21</b>	0:59.99	0:58.89	0:57.82	0:43.85 [5]	<b>1:14.11 [4]</b>	<b>1:43.84 [4]</b>	<b>2:12.99 [5]</b>	<b>2:41.67</b>	1:57.81	1:58.80	<b>+35m</b>	<b>2:41.67</b>
		Abbey Turnbull	Q4	Q4			204m	818m	816m	821m		588m	410m	408m	408m				
2	5	<b>LONGTAN VIPER</b>	<b>53.10</b>	<b>0:28.20</b>	<b>04.06</b>	<b>07.70</b>	<b>15.20</b>	0:59.89	<b>0:57.89</b>	<b>0:57.74</b>	0:44.46 [8]	<b>1:14.67 [8]</b>	<b>1:44.36 [8]</b>	<b>2:12.56 [2]</b>	<b>2:42.10</b>	1:57.63	1:59.12	<b>+40m</b>	<b>5.79m</b>
		Ellen Tormey	Q3	Q3			204m	819m	<b>818m</b>	<b>821m</b>		590m	411m	408m	410m				
3	1	<b>SPIRIT OF SAHARA</b>	<b>53.21</b>	<b>0:29.12</b>	<b>03.75</b>	<b>07.01</b>	<b>13.85</b>	1:00.15	0:58.88	0:58.56	0:43.43 [2]	<b>1:13.82 [3]</b>	<b>1:43.57 [3]</b>	<b>2:12.70 [3]</b>	<b>2:42.14</b>	1:58.71	1:59.15	<b>+10m</b>	<b>6.3m</b>
		Abby Sanderson	Lead	Q3			203m	810m	808m	809m		582m	405m	404m	404m				
4	8	<b>CAESAR NERO</b>	<b>52.92</b>	<b>0:29.11</b>	<b>03.78</b>	<b>07.05</b>	<b>13.99</b>	1:00.11	0:58.84	0:59.05	0:43.79 [4]	<b>1:14.18 [5]</b>	<b>1:43.91 [5]</b>	<b>2:13.02 [6]</b>	<b>2:42.96</b>	1:59.16	1:59.75	<b>+4m</b>	<b>17.34m</b>
		Nathan Jack	Lead	Q3			202m	805m	805m	806m		584m	402m	402m	402m				
5	2	<b>GINGER ELLA</b>	<b>54.76</b>	<b>0:29.12</b>	<b>03.68</b>	<b>06.84</b>	<b>13.48</b>	1:00.18	0:58.88	0:59.74	0:43.08 [1]	<b>1:13.50 [1]</b>	<b>1:43.27 [1]</b>	<b>2:12.39 [1]</b>	<b>2:43.01</b>	1:59.92	1:59.79	<b>+12m</b>	<b>18.02m</b>
		Cameron Maggs	Lead	Q3			203m	810m	808m	810m		583m	406m	404m	404m				
6	7	<b>THE VILLAIN</b>	<b>53.17</b>	<b>0:28.32</b>	<b>03.94</b>	<b>07.49</b>	<b>15.24</b>	0:59.87	0:57.98	0:58.45	0:44.82 [9]	<b>1:15.03 [9]</b>	<b>1:44.70 [10]</b>	<b>2:13.01 [7]</b>	<b>2:43.15</b>	1:58.32	1:59.89	<b>+45m</b>	<b>19.91m</b>
		James Herbertson	Q3	Q3			206m	819m	819m	825m		591m	410m	409m	411m				
7	6	<b>CATIES SON</b>	<b>52.99</b>	<b>0:29.06</b>	<b>04.24</b>	<b>08.06</b>	<b>15.11</b>	1:00.14	0:58.83	0:59.12	0:44.11 [6]	<b>1:14.48 [7]</b>	<b>1:44.24 [7]</b>	<b>2:13.30 [8]</b>	<b>2:43.37</b>	1:59.26	2:00.05	<b>+2m</b>	<b>22.84m</b>
		Tasmyn Potter	Lead	Q3			203m	805m	805m	806m		582m	402m	402m	402m				

Note: Timing is based on positional data.

[ ] Indicates rank at the end of each section

--:-- No data available for this section

N/A Information not available



HARNESS RACING VICTORIA

# Shepparton-Professional-2026-05-03

## Race 8: KYABRAM TROTTING CLUB PACE - 2190m

03 May 2026 - 4:52PM



RANK	TAB	Horse/ Driver	Top Speed (Km/h)	Fastest Section	First 50m	First 100m	First 200m	First Half	Middle Half	Last Half	Lead Time 0:43.08	1st Quarter	2nd Quarter	3rd Quarter	4th Quarter	Last Mile	Mile Rate	Distance Travelled	Gross Time/ Margin
												1:13.50 (0:30.42)	1:43.27 (0:29.77)	2:12.39 (0:29.12)	2:41.67 (0:29.28)				
8	9	IM DUSTEE	51.55	0:29.19	03.89	07.30	14.32	0:59.98	0:58.98	1:00.22	0:43.46 [3]	1:13.64 [2]	1:43.43 [2]	2:12.62 [4]	2:43.65	2:00.20	2:00.26	+38m	26.59m
		Ryan Sanderson	Lead	Q3			204m	818m	815m	817m	593m	410m	408m	407m	409m				
9	11	SHE HAUNTS EM	51.66	0:29.23	03.97	07.50	14.63	0:59.98	0:58.96	1:00.56	0:44.04 [7]	1:14.28 [6]	1:44.02 [6]	2:13.25 [9]	2:44.59	2:00.54	2:00.95	+42m	39.24m
		Stacey Towers	Lead	Q3			204m	818m	816m	820m	593m	411m	408m	408m	412m				
10	4	POSTER PERFECT	51.08	0:29.10	03.97	07.41	14.72	0:59.32	0:58.55	1:00.79	0:45.15 [10]	1:15.02 [10]	1:44.48 [9]	2:13.56 [10]	2:45.27	2:00.11	2:01.45	+27m	48.36m
		Rebecca Bartley	Q2	Q3			204m	809m	812m	816m	593m	405m	404m	408m	408m				

Scratched: SIR SONNY MAGUIRE NZ (10), RETURN SERVE (12)

Note: Timing is based on positional data.

[ ] Indicates rank at the end of each section

-:--:- No data available for this section

N/A Information not available