

# Shepparton-Professional-2026-06-02

## Race 1: SHEPPARTON SHOWCASE PODCAST PREVIEW SHOW PACE - 2190m

02 June 2026 - 4:55PM



HARNESS RACING VICTORIA



RANK	TAB	Horse/ Driver	Top Speed (Km/h)	Fastest Section	First 50m	First 100m	First 200m	First Half	Middle Half	Last Half	Lead Time 0:42.14	1st Quarter	2nd Quarter	3rd Quarter	4th Quarter	Last Mile	Mile Rate	Distance Travelled	Gross Time/ Margin
												1:14.04 (0:31.90)	1:43.77 (0:29.73)	2:15.11 (0:31.34)	2:45.83 (0:30.72)				
1	3	QUEENHIGH FLUSH NZ	53.71	0:29.74	03.52	06.77	13.70	1:01.60	1:01.09	1:01.82	0:42.41 [2]	1:14.27 [4]	1:44.00 [3]	2:15.35 [3]	2:45.83	2:03.42	2:01.86	+5m	2:45.83
		Leigh Sutton	Lead	Q2			203m	808m	806m	810m	579m	404m	404m	403m	407m				
2	1	ROCKIN CHARMER	52.78	0:29.74	03.62	06.96	14.05	1:01.56	1:01.09	1:01.87	0:42.74 [5]	1:14.57 [6]	1:44.32 [5]	2:15.68 [4]	2:46.20	2:03.45	2:02.13	+1m	5.02m
		Corey Bell	Lead	Q2			202m	806m	806m	808m	578m	403m	403m	402m	406m				
3	10	JOEYS HANGOVER	51.52	0:29.85	04.22	07.68	14.83	1:01.23	1:00.92	1:01.51	0:43.50 [8]	1:14.87 [7]	1:44.72 [8]	2:15.79 [6]	2:46.23	2:02.74	2:02.15	+36m	5.42m
		Tayla French	Q2	Q2			203m	814m	819m	822m	590m	407m	408m	412m	411m				
4	5	NIVEKALON EAGLE	54.04	0:29.73	03.62	06.86	13.79	1:01.62	1:01.07	1:02.48	0:42.14 [1]	1:14.04 [1]	1:43.77 [1]	2:15.11 [1]	2:46.26	2:04.10	2:02.18	+6m	5.81m
		Tasmyn Potter	Lead	Q2			203m	807m	807m	806m	584m	403m	404m	403m	403m				
5	9	REASON TO LAUGH	51.73	0:29.56	04.06	07.45	14.47	1:00.62	1:01.03	1:02.37	0:43.27 [7]	1:14.33 [3]	1:43.90 [2]	2:15.37 [2]	2:46.28	2:02.99	2:02.19	+26m	6.02m
		Taylor Youl	Q2	Q2			203m	818m	813m	811m	588m	410m	407m	406m	405m				
6	2	HARTNETT	52.27	0:29.90	03.64	07.02	14.15	1:01.67	1:01.25	1:02.04	0:42.70 [4]	1:14.46 [5]	1:44.36 [6]	2:15.71 [5]	2:46.41	2:03.71	2:02.28	+21m	7.72m
		Gary Pekin	Lead	Q2			204m	814m	814m	814m	585m	407m	407m	407m	407m				
7	8	ROYLE BLOOD	52.45	0:29.76	03.94	07.26	14.13	1:01.60	1:01.10	1:01.82	0:43.03 [6]	1:14.86 [8]	1:44.62 [7]	2:15.96 [8]	2:46.45	2:03.42	2:02.31	+5m	8.33m
		Jeremy Quinlan	Lead	Q2			202m	806m	806m	807m	582m	403m	403m	402m	404m				

Note: Timing is based on positional data.

[ ] Indicates rank at the end of each section


--:-- No data available for this section

N/A Information not available

# Shepparton-Professional-2026-06-02

## Race 1: SHEPPARTON SHOWCASE PODCAST PREVIEW SHOW PACE - 2190m

02 June 2026 - 4:55PM



HARNESS RACING VICTORIA



RANK	TAB	Horse/ Driver	Top Speed (Km/h)	Fastest Section	First 50m	First 100m	First 200m	First Half	Middle Half	Last Half	Lead Time	1st Quarter	2nd Quarter	3rd Quarter	4th Quarter	Last Mile	Mile Rate	Distance Travelled	Gross Time/ Margin
												0:42.14	1:14.04 (0:31.90)	1:43.77 (0:29.73)	2:15.11 (0:31.34)				
8	7	THE ACCIDENTAL ONE	51.66	0:29.71	03.98	07.75	15.61	1:01.11	1:00.77	1:01.50	0:44.09 [10]	1:15.49 [11]	1:45.20 [11]	2:16.27 [11]	2:46.71	2:02.61	2:02.50	+30m	11.76m
		Ryan Sanderson	Q2	Q2			204m	815m	817m	819m		586m	407m	408m	409m				
9	11	VERY TEMPTING	51.44	0:29.73	04.33	07.91	15.12	1:01.12	1:00.93	1:01.95	0:43.69 [9]	1:15.07 [9]	1:44.81 [9]	2:16.01 [9]	2:46.76	2:03.07	2:02.54	+40m	12.43m
		Sean O'Sullivan	Q2	Q2			204m	815m	820m	824m		591m	407m	408m	412m				
10	6	BLUE OCEAN	53.10	0:29.90	03.67	06.99	14.07	1:01.39	1:01.61	1:03.33	0:42.65 [3]	1:14.14 [2]	1:44.04 [4]	2:15.76 [7]	2:47.38	2:04.72	2:03.00	+27m	20.79m
		Glenn Bull	Lead	Q2			204m	813m	815m	817m		588m	407m	407m	408m				
11	4	LILNOVA	51.16	0:29.77	03.82	07.40	15.00	1:00.64	1:00.92	1:02.85	0:44.25 [11]	1:15.12 [10]	1:44.90 [10]	2:16.06 [10]	2:47.76	2:03.49	2:03.27	+11m	25.86m
		Chris Alford	Q2	Q2			206m	806m	805m	806m		590m	403m	403m	402m				

Note: Timing is based on positional data.

[ ] Indicates rank at the end of each section

-:--:- No data available for this section

N/A Information not available

# Shepparton-Professional-2026-06-02

## Race 2: CASABLANCA PIZZA PACE - 1690m

02 June 2026 - 5:25PM



HARNESS RACING VICTORIA



RANK	TAB	Horse/ Driver	Top Speed (Km/h)	Fastest Section	First 50m	First 100m	First 200m	First Half	Middle Half	Last Half	Lead Time	1st Quarter	2nd Quarter	3rd Quarter	4th Quarter	Last Mile	Mile Rate	Distance Travelled	Gross Time/ Margin
												0:33.66 (0:28.66)	1:04.08 (0:30.42)	1:32.89 (0:28.81)	2:02.69 (0:29.80)				
1	1	EAGLE MAJOR	55.73	0:28.41	03.88	07.07	13.16	0:58.82	0:59.21	0:58.60	0:05.26 [2]	0:33.66 [1]	1:04.08 [1]	1:32.89 [1]	2:02.69	1:57.42	1:56.83	+6m	2:02.69
		Michael Bellman	Q1	Q1			201m	807m	807m	808m	81m	404m	403m	403m	405m				
2	10	IM DUSTEE	53.28	0:28.43	04.05	07.41	14.30	0:58.86	0:58.65	0:57.90	0:05.96 [8]	0:34.59 [6]	1:04.81 [6]	1:33.23 [3]	2:02.71	1:56.76	1:56.85	+27m	0.26m
		Ryan Sanderson	Q1	Q3			202m	814m	817m	816m	87m	406m	408m	408m	408m				
3	6	WILL HE REIGN	52.27	0:28.61	03.95	07.41	14.64	0:59.49	0:58.75	0:57.98	0:05.56 [6]	0:34.90 [7]	1:05.05 [7]	1:33.65 [7]	2:03.03	1:57.47	1:57.15	+25m	4.52m
		Laura Wilson	Q3	Q3			204m	816m	815m	817m	83m	407m	408m	407m	410m				
4	2	ELIZAJANE	53.24	0:28.64	04.01	07.34	14.00	0:59.05	0:59.32	0:58.91	0:05.59 [7]	0:34.23 [4]	1:04.64 [5]	1:33.55 [6]	2:03.55	1:57.96	1:57.65	+7m	11.53m
		Tasmyn Potter	Q1	Q1			203m	807m	806m	807m	83m	404m	403m	403m	404m				
5	9	LORIMERMAJOR	54.54	0:28.41	03.88	07.12	13.62	0:58.80	0:59.32	0:59.30	0:05.50 [4]	0:33.92 [3]	1:04.31 [3]	1:33.24 [4]	2:03.62	1:58.10	1:57.72	+10m	12.46m
		Tayla French	Q1	Q1			201m	806m	806m	808m	85m	403m	403m	403m	405m				
6	5	SIR SONNY MAGUIRE	56.16	0:28.78	03.73	06.83	12.94	0:59.12	0:59.24	0:59.50	0:05.00 [1]	0:33.78 [2]	1:04.12 [2]	1:33.03 [2]	2:03.63	1:58.62	1:57.72	+17m	12.55m
		Liam Older	Q1	Q1			204m	815m	815m	811m	81m	406m	408m	406m	405m				
7	4	MISS JOPLIN	53.35	0:28.91	03.82	07.08	13.60	0:59.24	0:59.14	0:59.33	0:05.18 [3]	0:34.19 [5]	1:04.42 [4]	1:33.33 [5]	2:03.76	1:58.56	1:57.85	+19m	14.34m
		Rodney Petroff	Lead	Q3			203m	814m	814m	813m	81m	406m	408m	406m	407m				

Note: Timing is based on positional data.

[ ] Indicates rank at the end of each section


--:-- No data available for this section

N/A Information not available

# Shepparton-Professional-2026-06-02

## Race 2: CASABLANCA PIZZA PACE - 1690m

02 June 2026 - 5:25PM



HARNESS RACING VICTORIA



RANK	TAB	Horse/Driver	Top Speed (Km/h)	Fastest Section	First 50m	First 100m	First 200m	First Half	Middle Half	Last Half	Lead Time	1st Quarter	2nd Quarter	3rd Quarter	4th Quarter	Last Mile	Mile Rate	Distance Travelled	Gross Time/Margin
8	7	ASHANTE WARRIOR	51.95	0:29.05	04.16	07.81	15.28	0:58.99	0:58.61	0:59.71	0:06.13 [9]	0:35.56 [9]	1:05.14 [8]	1:34.18 [8]	2:04.85	1:58.70	1:58.89	+15m	28.98m
		Ray Pace	Q1	Q3			204m	809m	810m	811m	85m	405m	405m	405m	406m				
9	3	DAUGHTER OFDARKNES	53.42	0:28.64	03.88	07.32	14.06	1:00.51	0:59.10	0:59.07	0:05.54 [5]	0:35.59 [10]	1:06.05 [10]	1:34.68 [9]	2:05.12	1:59.57	1:59.14	+26m	32.55m
		John Caldwell	Q1	Q3			205m	820m	815m	813m	84m	411m	409m	406m	407m				
10	11	IM ALRIGHT JACK	51.77	0:29.11	04.12	07.52	14.86	0:59.33	1:00.89	1:04.04	0:06.26 [10]	0:35.38 [8]	1:05.59 [9]	1:36.27 [10]	2:09.65	2:03.37	2:03.46	+25m	93.29m
		Jeremy Quinlan	Q1	Q1			202m	815m	813m	810m	90m	407m	408m	404m	405m				

Scratched: FEAR THE POWER (8)

Note: Timing is based on positional data.

[ ] Indicates rank at the end of each section

-:--:- No data available for this section

N/A Information not available

# Shepparton-Professional-2026-06-02

## Race 3: HYGAIN PACE - 1690m

02 June 2026 - 6:07PM



HARNESS RACING VICTORIA



RANK	TAB	Horse/ Driver	Top Speed (Km/h)	Fastest Section	First 50m	First 100m	First 200m	First Half	Middle Half	Last Half	Lead Time	1st Quarter	2nd Quarter	3rd Quarter	4th Quarter	Last Mile	Mile Rate	Distance Travelled	Gross Time/ Margin
												0:36.06 (0:30.71)	1:08.10 (0:32.04)	1:37.13 (0:29.03)	2:04.60 (0:27.47)				
1	6	REAL TEMPTATION	55.01	0:27.46	04.07	07.28	13.87	1:02.56	1:01.06	0:56.48	0:05.54 [3]	0:36.06 [1]	1:08.10 [1]	1:37.13 [1]	2:04.60	1:59.04	1:58.65	+10m	2:04.60
		Leigh Sutton	Q1	Q4			205m	810m	809m	809m	82m	405m	405m	404m	405m				
2	1	THERESHEWAS	54.40	0:27.65	04.10	07.39	14.16	1:02.88	1:01.10	0:56.69	0:05.54 [2]	0:36.37 [3]	1:08.42 [3]	1:37.46 [3]	2:05.12	1:59.56	1:59.15	+1m	7.0m
		Abbey Turnbull	Q4	Q4			202m	805m	805m	806m	80m	403m	402m	402m	403m				
3	9	FENWAY PARK	54.72	0:28.05	04.15	07.47	14.48	1:02.92	1:00.66	0:56.68	0:05.82 [7]	0:36.71 [6]	1:08.73 [6]	1:37.36 [2]	2:05.42	1:59.60	1:59.44	+30m	11.08m
		Mark Pitt	Q4	Q4			203m	816m	819m	819m	85m	407m	409m	410m	409m				
4	8	LOIERO	53.82	0:27.69	04.13	07.44	14.17	1:02.86	1:01.14	0:56.79	0:05.79 [6]	0:36.61 [5]	1:08.65 [5]	1:37.75 [5]	2:05.44	1:59.65	1:59.45	+7m	11.29m
		James Herbertson	Q4	Q4			202m	805m	805m	807m	85m	403m	402m	402m	405m				
5	2	WHATS GLENDA GOT	54.25	0:27.62	03.99	07.28	14.44	1:03.13	1:01.51	0:57.09	0:05.35 [1]	0:36.44 [4]	1:08.48 [4]	1:37.95 [7]	2:05.56	2:00.22	1:59.57	+20m	12.98m
		Michael Bellman	Q4	Q4			205m	817m	816m	812m	81m	409m	409m	408m	405m				
6	10	CAMERINA	54.43	0:27.77	04.28	07.72	14.87	1:02.82	1:01.13	0:56.89	0:06.37 [9]	0:37.17 [7]	1:09.19 [7]	1:38.30 [8]	2:06.07	1:59.71	2:00.05	+34m	19.71m
		Laura Wilson	Q4	Q4			205m	818m	818m	819m	88m	408m	409m	409m	410m				
7	4	HELENSHOPE	53.78	0:28.38	04.05	07.36	14.25	1:02.62	1:01.54	0:57.86	0:05.56 [5]	0:36.14 [2]	1:08.20 [2]	1:37.68 [4]	2:06.07	2:00.48	2:00.05	+27m	19.77m
		John Caldow	Q1	Q4			205m	820m	816m	815m	82m	411m	409m	408m	407m				

Note: Timing is based on positional data.

[ ] Indicates rank at the end of each section


--:-- No data available for this section

N/A Information not available

# Shepparton-Professional-2026-06-02

## Race 3: HYGAIN PACE - 1690m

02 June 2026 - 6:07PM



HARNESS RACING VICTORIA



RANK	TAB	Horse/ Driver	Top Speed (Km/h)	Fastest Section	First 50m	First 100m	First 200m	First Half	Middle Half	Last Half	Lead Time 0:05.35	1st Quarter	2nd Quarter	3rd Quarter	4th Quarter	Last Mile	Mile Rate	Distance Travelled	Gross Time/ Margin
												0:36.06 (0:30.71)	1:08.10 (0:32.04)	1:37.13 (0:29.03)	2:04.60 (0:27.47)				
8	5	<b>WAYSAM</b>	<b>53.17</b>	<b>0:28.04</b>	<b>04.40</b>	<b>07.86</b>	<b>15.19</b>	1:03.01	1:00.81	0:57.21	0:06.15 [8]	<b>0:37.52 [9]</b>	<b>1:09.16 [8]</b>	<b>1:38.33 [9]</b>	<b>2:06.37</b>	2:00.22	2:00.34	<b>+10m</b>	<b>23.79m</b>
		Tasmyn Potter	Q4	Q4			205m	811m	805m	806m	83m	409m	402m	402m	403m				
9	11	<b>CAPTAIN LOCKSLEY</b>	<b>54.76</b>	<b>0:28.44</b>	<b>04.50</b>	<b>08.09</b>	<b>15.34</b>	1:02.73	<b>1:00.42</b>	0:57.56	0:06.63 [10]	<b>0:37.38 [8]</b>	<b>1:09.36 [9]</b>	<b>1:37.80 [6]</b>	<b>2:06.94</b>	2:00.30	2:00.88	<b>+36m</b>	<b>31.41m</b>
		Ryan Sanderson	Q3	Q3			204m	816m	<b>820m</b>	821m	88m	407m	408m	<b>411m</b>	410m				
10	3	<b>DONT ASK AGAIN</b>	<b>52.09</b>	<b>0:28.98</b>	<b>04.08</b>	<b>07.50</b>	<b>14.71</b>	1:04.03	1:00.54	0:58.13	0:05.46 [4]	<b>0:37.93 [10]</b>	<b>1:09.49 [10]</b>	<b>1:38.47 [10]</b>	<b>2:07.62</b>	2:02.16	2:01.52	<b>+15m</b>	<b>40.5m</b>
		Glenn Bull	Q4	Q3			204m	817m	806m	807m	81m	413m	<b>404m</b>	402m	405m				

Scratched: ROMAN SCRITTORE (7)

Note: Timing is based on positional data.

[ ] Indicates rank at the end of each section

-:--:- No data available for this section

N/A Information not available

# Shepparton-Professional-2026-06-02

## Race 4: GOODFELLOWS CAR & TRUCK RENTALS PACE - 1690m

02 June 2026 - 6:30PM



HARNESS RACING VICTORIA



RANK	TAB	Horse/ Driver	Top Speed (Km/h)	Fastest Section	First 50m	First 100m	First 200m	First Half	Middle Half	Last Half	Lead Time	1st Quarter	2nd Quarter	3rd Quarter	4th Quarter	Last Mile	Mile Rate	Distance Travelled	Gross Time/ Margin
												0:35.08 (0:30.12)	1:04.52 (0:29.34)	1:33.86 (0:29.34)	2:03.74 (0:29.88)				
1	2	ALCATRAZ GIRL	55.48	0:29.34	03.49	06.65	13.79	0:59.55	0:58.78	0:59.10	0:04.96 [1]	0:35.08 [1]	1:04.52 [1]	1:33.86 [1]	2:03.63	1:58.65	1:57.73	0m	2:03.63
		Glenn Bull	Lead	Q3			202m	805m	805m	806m	79m	402m	402m	402m	404m				
2	1	MIKI MARK	52.99	0:29.28	03.71	07.02	14.07	0:59.53	0:58.77	0:58.76	0:05.42 [4]	0:35.47 [2]	1:04.97 [2]	1:34.26 [2]	2:03.74	1:58.28	1:57.83	+5m	1.44m
		Rita Burnett	Q1	Q3			202m	805m	805m	811m	79m	402m	402m	403m	408m				
3	8	COZMO	52.67	0:29.31	03.79	07.09	14.30	0:59.53	0:58.65	0:58.79	0:05.71 [9]	0:35.90 [4]	1:05.24 [4]	1:34.55 [3]	2:04.04	1:58.32	1:58.12	+6m	5.46m
		Leigh Sutton	Lead	Q3			202m	805m	805m	806m	84m	403m	402m	402m	404m				
4	7	ALABAMA ICE	53.03	0:28.61	03.87	07.33	15.02	1:01.10	0:58.14	0:57.49	0:05.66 [8]	0:37.25 [9]	1:06.78 [8]	1:35.39 [8]	2:04.28	1:58.59	1:58.35	+27m	8.72m
		Mark Pitt	Q3	Q3			206m	818m	815m	818m	81m	410m	408m	407m	410m				
5	3	ARRAPS	52.92	0:29.39	03.54	06.84	14.18	1:00.33	0:58.83	0:58.93	0:05.16 [2]	0:36.06 [5]	1:05.49 [5]	1:34.88 [5]	2:04.43	1:59.26	1:58.49	+15m	10.66m
		Michael Bellman	Lead	Q3			203m	816m	814m	811m	78m	408m	408m	406m	405m				
6	10	TOPHUT JOHNY	51.91	0:28.75	03.89	07.36	14.72	1:00.53	0:58.28	0:57.96	0:05.99 [10]	0:36.98 [8]	1:06.52 [7]	1:35.27 [7]	2:04.49	1:58.49	1:58.55	+20m	11.49m
		Chris Alford	Q3	Q3			204m	816m	813m	810m	84m	408m	408m	405m	405m				
7	5	CRESCO THREEPEAT	52.78	0:29.39	03.62	06.92	14.20	0:59.93	0:58.86	0:59.75	0:05.20 [3]	0:35.66 [3]	1:05.13 [3]	1:34.52 [4]	2:04.88	1:59.68	1:58.92	+23m	16.75m
		Gary Pekin	Lead	Q3			205m	820m	815m	815m	79m	412m	408m	407m	407m				

Note: Timing is based on positional data.

[ ] Indicates rank at the end of each section

--:-- No data available for this section

N/A Information not available

# Shepparton-Professional-2026-06-02

## Race 4: GOODFELLOWS CAR & TRUCK RENTALS PACE - 1690m

02 June 2026 - 6:30PM



HARNESS RACING VICTORIA



RANK	TAB	Horse/Driver	Top Speed (Km/h)	Fastest Section	First 50m	First 100m	First 200m	First Half	Middle Half	Last Half	Lead Time	1st Quarter	2nd Quarter	3rd Quarter	4th Quarter	Last Mile	Mile Rate	Distance Travelled	Gross Time/Margin
												0:35.08 (0:30.12)	1:04.52 (0:29.44)	1:33.86 (0:29.34)	2:03.74 (0:29.88)				
8	6	<b>OUR MYSTERY BET</b>	<b>51.62</b>	<b>0:28.52</b>	<b>03.80</b>	<b>07.22</b>	<b>14.81</b>	1:01.67	<b>0:58.06</b>	0:57.85	0:05.53 [5]	<b>0:37.66 [10]</b>	<b>1:07.20 [9]</b>	<b>1:35.72 [9]</b>	<b>2:05.05</b>	1:59.52	1:59.08	<b>+18m</b>	<b>19.03m</b>
		Juanita Breen	Q3	Q3			207m	820m	808m	808m	80m	415m	405m	403m	404m				
9	9	<b>FINAL BOW</b>	<b>52.42</b>	<b>0:29.05</b>	<b>03.80</b>	<b>07.11</b>	<b>14.26</b>	1:00.37	0:58.68	0:59.24	0:05.72 [7]	<b>0:36.47 [6]</b>	<b>1:06.10 [6]</b>	<b>1:35.15 [6]</b>	<b>2:05.35</b>	1:59.61	1:59.37	<b>+23m</b>	<b>23.03m</b>
		James Herbertson	Q1	Q3			203m	816m	815m	813m	83m	408m	408m	407m	406m				
10	4	<b>TEX GOES BANG</b>	<b>50.80</b>	<b>0:29.04</b>	<b>03.87</b>	<b>07.28</b>	<b>14.56</b>	1:01.60	0:59.40	0:58.60	0:05.56 [6]	<b>0:36.81 [7]</b>	<b>1:07.17 [10]</b>	<b>1:36.21 [10]</b>	<b>2:05.77</b>	2:00.20	1:59.77	<b>+25m</b>	<b>28.66m</b>
		Liam Older	Q3	Q3			205m	823m	815m	812m	80m	414m	409m	407m	405m				

Note: Timing is based on positional data.

[ ] Indicates rank at the end of each section

--:--:-- No data available for this section

N/A Information not available

# Shepparton-Professional-2026-06-02

## Race 5: GV PLASTER PRODUCTS PACE - 2190m

02 June 2026 - 7:00PM



HARNESS RACING VICTORIA



RANK	TAB	Horse/ Driver	Top Speed (Km/h)	Fastest Section	First 50m	First 100m	First 200m	First Half	Middle Half	Last Half	Lead Time 0:42.74	1st Quarter	2nd Quarter	3rd Quarter	4th Quarter	Last Mile	Mile Rate	Distance Travelled	Gross Time/ Margin
												1:14.57 (0:31.84)	1:45.59 (0:31.01)	2:14.65 (0:29.06)	2:43.88 (0:29.23)				
1	7	HERAKLES	53.78	0:28.88	03.80	07.02	13.91	1:03.18	1:00.05	0:57.88	0:42.82 [2]	1:14.95 [4]	1:46.00 [4]	2:15.00 [4]	2:43.88	2:01.06	2:00.42	+35m	2:43.88
		Mark Pitt	Lead	Q4			206m	818m	818m	818m	590m	409m	409m	409m	409m				
2	1	SHARP INTEREST	53.46	0:28.70	03.83	07.08	14.66	1:02.82	0:59.88	0:57.74	0:43.30 [5]	1:15.28 [6]	1:46.13 [5]	2:15.17 [5]	2:43.88	2:00.56	2:00.43	+22m	0.07m
		Tasmyn Potter	Lead	Q4			204m	806m	805m	807m	599m	404m	402m	402m	405m				
3	2	INTERPRETATION	54.14	0:28.99	03.78	06.99	13.81	1:02.86	1:00.03	0:58.04	0:42.99 [3]	1:14.86 [3]	1:45.84 [3]	2:14.89 [3]	2:43.88	2:00.90	2:00.43	+1m	0.09m
		Tayla French	Lead	Q4			203m	805m	805m	806m	580m	403m	402m	402m	403m				
4	5	SCHEMING	54.50	0:28.67	03.82	07.01	13.64	1:03.16	1:00.07	0:57.67	0:43.14 [4]	1:15.24 [5]	1:46.30 [6]	2:15.31 [7]	2:43.99	2:00.83	2:00.51	+33m	1.54m
		Ryan Sanderson	Lead	Q4			206m	819m	818m	818m	586m	409m	410m	408m	410m				
5	6	WITH IN REASON	54.07	0:28.59	03.92	07.25	14.24	1:02.82	0:59.59	0:57.62	0:43.81 [7]	1:15.62 [7]	1:46.63 [7]	2:15.22 [6]	2:44.26	2:00.44	2:00.71	+41m	5.19m
		Michael Bellman	Q3	Q3			205m	820m	821m	823m	588m	410m	409m	411m	412m				
6	3	NUGGET ROGERS	55.30	0:29.06	03.76	06.90	13.49	1:02.85	1:00.07	0:58.68	0:42.74 [1]	1:14.57 [1]	1:45.59 [1]	2:14.65 [1]	2:44.27	2:01.53	2:00.71	+5m	5.26m
		Leigh Sutton	Lead	Q3			205m	808m	810m	809m	578m	402m	406m	404m	404m				
7	8	HITCH TO HIS STAR	55.30	0:29.16	03.84	07.05	13.65	1:02.23	1:00.13	0:58.71	0:43.38 [6]	1:14.64 [2]	1:45.61 [2]	2:14.77 [2]	2:44.33	2:00.94	2:00.75	+40m	6.06m
		Abbey Turnbull	Lead	Q3			204m	822m	817m	815m	593m	413m	409m	408m	407m				

Note: Timing is based on positional data.

[ ] Indicates rank at the end of each section


--:-- No data available for this section

N/A Information not available

# Shepparton-Professional-2026-06-02

Race 5: GV PLASTER PRODUCTS PACE - 2190m

02 June 2026 - 7:00PM



HARNESS RACING VICTORIA



SHEPPARTON

HARNESS RACING CLUB

**Scratched:** FOURTH RESPONSE (4)

Note: Timing is based on positional data.

[ ] Indicates rank at the end of each section

--:-- No data available for this section

N/A Information not available

Data processed by  **TRIPLES DATA**

# Shepparton-Professional-2026-06-02

## Race 6: MUNRO & ASSOCIATES CONVEYANCING PACE - 1690m

02 June 2026 - 7:30PM



HARNESS RACING VICTORIA



RANK	TAB	Horse/Driver	Top Speed (Km/h)	Fastest Section	First 50m	First 100m	First 200m	First Half	Middle Half	Last Half	Lead Time	1st Quarter 0:34.08	2nd Quarter	3rd Quarter 1:35.28 (0:29.64)	4th Quarter 2:04.50 (0:29.21)	Last Mile	Mile Rate	Distance Travelled	Gross Time/ Margin
1	6	HELLO POSSUMS	53.14	0:28.81	03.62	07.05	14.15	1:00.40	1:00.45	0:58.46	0:05.64 [5]	0:35.24 [6]	1:06.05 [6]	1:35.69 [4]	2:04.50	1:58.86	1:58.55	+34m	2:04.50
		Tasmyn Potter	Q3	Q4			206m	818m	819m	824m	82m	409m	409m	410m	413m				
2	8	THE KING OFTHEROAD	53.28	0:28.80	03.74	06.99	14.10	1:00.02	1:01.09	0:58.85	0:05.77 [6]	0:34.56 [4]	1:05.79 [5]	1:35.66 [6]	2:04.65	1:58.87	1:58.70	+22m	2:01m
		James Herbertson	Q1	Q1			202m	810m	812m	817m	84m	405m	405m	407m	410m				
3	3	INTERESTINME	53.10	0:29.37	03.45	06.81	13.89	1:00.31	1:00.52	0:59.01	0:05.34 [4]	0:34.77 [5]	1:05.65 [4]	1:35.28 [1]	2:04.66	1:59.32	1:58.71	+31m	2:21m
		Mark Pitt	Q4	Q4			204m	819m	820m	821m	83m	409m	409m	410m	411m				
4	4	OUR CHEEKY DEVIL	60.44	0:15.87	03.21	06.27	13.13	1:04.31	0:45.89	0:59.44	0:18.78 [2]	0:34.46 [3]	1:05.40 [4]	1:35.42 [4]	2:04.84	2:03.75	1:58.88	+168m	4:55m
		Jeremy Quinlan	Lead	Q2			205m	754m	818m	817m	288m	344m	409m	408m	408m				
5	1	FEEL THE REIGN	55.69	0:29.00	03.23	06.36	13.12	1:00.22	1:01.38	0:59.54	0:05.08 [2]	0:34.08 [1]	1:05.30 [3]	1:35.46 [5]	2:04.84	1:59.76	1:58.88	+14m	4:59m
		Ellen Tormey	Q1	Q1			202m	809m	809m	811m	84m	404m	405m	405m	407m				
6	2	EYE SEE PHILTRA	54.61	0:29.18	03.25	06.51	13.43	1:00.41	1:01.38	0:59.76	0:05.18 [3]	0:34.37 [2]	1:05.59 [3]	1:35.74 [5]	2:05.36	2:00.17	1:59.38	+15m	11.6m
		Liam Older	Q1	Q1			202m	810m	810m	814m	84m	405m	405m	405m	409m				

Did not Finish: UNCLE TREV (5), LENIU (7)

Note: Timing is based on positional data.

[ ] Indicates rank at the end of each section

--:-- No data available for this section

N/A Information not available

# Shepparton-Professional-2026-06-02

## Race 6: MUNRO & ASSOCIATES CONVEYANCING PACE - 1690m

02 June 2026 - 7:30PM



HARNESS RACING VICTORIA



SHEPPARTON  
HARNESS RACING CLUB

RANK	TAB	Horse/Driver	Top Speed (Km/h)	Fastest Section	First 50m	First 100m	First 200m	First Half	Middle Half	Last Half	Lead Time	1st Quarter 0:34.08	2nd Quarter	3rd Quarter 1:35.28 (0:29.64)	4th Quarter 2:04.50 (0:29.21)	Last Mile	Mile Rate	Distance Travelled	Gross Time/Margin
1	6	HELLO POSSUMS	53.14	0:28.81	03.62	07.05	14.15	1:00.40	1:00.45	0:58.46	0:05.64 [5]	0:35.24 [6]	1:06.05 [6]	1:35.69 [4]	2:04.50	1:58.86	1:58.55	+34m	2:04.50
		Tasmyn Potter	Q3	Q4			206m	818m	819m	824m	82m	409m	409m	410m	413m				
2	8	THE KING OFTHEROAD	53.28	0:28.80	03.74	06.99	14.10	1:00.02	1:01.09	0:58.85	0:05.77 [6]	0:34.56 [4]	1:05.79 [5]	1:35.66 [6]	2:04.65	1:58.87	1:58.70	+22m	2:01m
		James Herbertson	Q1	Q1			202m	810m	812m	817m	84m	405m	405m	407m	410m				
3	3	INTERESTINME	53.10	0:29.37	03.45	06.81	13.89	1:00.31	1:00.52	0:59.01	0:05.34 [4]	0:34.77 [5]	1:05.65 [4]	1:35.28 [1]	2:04.66	1:59.32	1:58.71	+31m	2:21m
		Mark Pitt	Q4	Q4			204m	819m	820m	821m	83m	409m	409m	410m	411m				
4	4	OUR CHEEKY DEVIL	60.44	0:15.87	03.21	06.27	13.13	1:04.31	0:45.89	0:59.44	0:18.78 [2]	0:34.46 [3]	1:05.40 [4]	1:35.42 [4]	2:04.84	2:03.75	1:58.88	+168m	4:55m
		Jeremy Quinlan	Lead	Q2			205m	754m	818m	817m	288m	344m	409m	408m	408m				
5	1	FEEL THE REIGN	55.69	0:29.00	03.23	06.36	13.12	1:00.22	1:01.38	0:59.54	0:05.08 [2]	0:34.08 [1]	1:05.30 [3]	1:35.46 [5]	2:04.84	1:59.76	1:58.88	+14m	4:59m
		Ellen Tormey	Q1	Q1			202m	809m	809m	811m	84m	404m	405m	405m	407m				
6	2	EYE SEE PHILTRA	54.61	0:29.18	03.25	06.51	13.43	1:00.41	1:01.38	0:59.76	0:05.18 [3]	0:34.37 [2]	1:05.59 [3]	1:35.74 [5]	2:05.36	2:00.17	1:59.38	+15m	11.6m
		Liam Older	Q1	Q1			202m	810m	810m	814m	84m	405m	405m	405m	409m				

Did not Finish: UNCLE TREV (5), LENIU (7)

Note: Timing is based on positional data.

[ ] Indicates rank at the end of each section

--:-- No data available for this section


N/A Information not available

Data processed by  TRIPLESDATA

# Shepparton-Professional-2026-06-02

## Race 7: NEATLINE TROT - 2190m

02 June 2026 - 8:05PM



HARNESS RACING VICTORIA



SHEPPARTON  
HARNESS RACING CLUB

RANK	TAB	Horse/ Driver	Top Speed (Km/h)	Fastest Section	First 50m	First 100m	First 200m	First Half	Middle Half	Last Half	Lead Time	1st Quarter	2nd Quarter	3rd Quarter	4th Quarter	Last Mile	Mile Rate	Distance Travelled	Gross Time/ Margin
												0:42.93	1:15.87 (0:32.94)	1:47.46 (0:31.59)	2:16.96 (0:29.50)				
1	5	JILLIBY TOPGUN	50.90	0:29.22	04.08	07.50	14.69	1:03.80	1:00.13	1:00.32	0:43.94 [4]	1:16.84 [4]	1:47.74 [3]	2:16.96 [1]	2:48.07	2:04.12	2:03.50	+22m	2:48.07
		Mark Pitt	Lead	Q3			205m	812m	813m	810m		591m	404m	407m	406m				
2	4	GIGGLE WATER	55.04	0:29.61	03.87	07.05	13.84	1:04.49	1:01.18	1:00.32	0:43.39 [2]	1:16.30 [2]	1:47.88 [2]	2:17.49 [2]	2:48.21	2:04.81	2:03.61	+13m	1.92m
		Josh Duggan	Lead	Q3			203m	808m	810m	810m		585m	404m	405m	405m				
3	2	STARLIGHT RED	52.63	0:29.74	03.96	07.28	14.22	1:04.46	1:01.30	1:00.52	0:43.71 [3]	1:16.60 [3]	1:48.16 [4]	2:17.89 [4]	2:48.68	2:04.98	2:03.95	+9m	8.22m
		Laura Wilson	Lead	Q3			203m	806m	805m	808m		584m	403m	403m	403m				
4	3	VAN DOREN	51.23	0:30.00	04.01	07.42	14.39	1:04.53	1:01.60	1:03.38	0:42.93 [1]	1:15.87 [1]	1:47.46 [1]	2:17.46 [3]	2:50.85	2:07.91	2:05.54	+15m	37.26m
		Michael Bellman	Lead	Q3			204m	807m	806m	808m		591m	404m	403m	403m				
5	6	MONTANA MUSCLE	50.22	0:29.85	04.42	08.05	15.21	1:03.81	1:00.79	1:03.01	0:44.33 [5]	1:17.20 [5]	1:48.14 [5]	2:17.99 [5]	2:51.16	2:06.82	2:05.78	+24m	41.45m
		Gary Pekin	Lead	Q3			203m	811m	814m	812m		591m	403m	407m	407m				
6	1	IN HIGH PLACES	48.60	0:31.22	04.26	07.96	16.36	1:03.37	1:06.37	1:08.15	0:50.04 [6]	1:21.26 [6]	1:53.41 [6]	2:27.63 [6]	3:01.56	2:11.52	2:13.43	+34m	181.1m
		Ray Pace	Lead	Q1			207m	812m	811m	810m		602m	406m	406m	406m				

Scratched: MAJESTIC CHARMA (7), ALWAYS SKYE HIGH (8)

Note: Timing is based on positional data.

[ ] Indicates rank at the end of each section

--:-- No data available for this section

N/A Information not available

# Shepparton-Professional-2026-06-02

## Race 8: SADDLEWORLD SHEPPARTON TROT - 1690m

02 June 2026 - 8:39PM



HARNESS RACING VICTORIA




RANK	TAB	Horse/Driver	Top Speed (Km/h)	Fastest Section	First 50m	First 100m	First 200m	First Half	Middle Half	Last Half	Lead Time	1st Quarter	2nd Quarter	3rd Quarter	4th Quarter	Last Mile	Mile Rate	Distance Travelled	Gross Time/Margin
1	7	LITTLE MISS VALLEY	52.02	0:28.83	04.26	07.80	15.07	1:04.42	1:02.49	0:58.77	0:05.89 [2]	0:37.77 [1]	1:10.31 [1]	1:40.25 [1]	2:09.08	2:03.19	2:02.92	+4m	2:09.08
		Brent Thomson	Q4	Q4			204m	806m	805m	807m	81m	404m	402m	402m	404m				
2	4	WALKIN UNDERSTARZ	53.60	0:28.53	04.69	08.69	16.51	1:04.52	1:01.73	0:58.14	0:06.83 [5]	0:39.24 [6]	1:11.35 [5]	1:40.96 [4]	2:09.50	2:02.66	2:03.32	+23m	5.58m
		Ellen Tormey	Q4	Q4			203m	817m	816m	814m	83m	408m	409m	407m	407m				
3	2	MONEY TALKS	51.26	0:29.59	04.57	08.47	16.15	1:04.50	1:01.78	0:59.24	0:06.53 [4]	0:38.90 [4]	1:11.03 [3]	1:40.68 [2]	2:10.27	2:03.74	2:04.05	+20m	15.85m
		Paul Railton	Q3	Q4			204m	816m	815m	813m	81m	407m	408m	407m	406m				
4	5	TAKEN BY WINE	50.29	0:29.81	04.23	07.77	15.37	1:04.77	1:02.54	0:59.82	0:05.84 [1]	0:38.08 [2]	1:10.61 [2]	1:40.62 [3]	2:10.43	2:04.59	2:04.20	+3m	18.01m
		Jeremy Quinlan	Q4	Q4			203m	806m	805m	807m	81m	403m	402m	403m	404m				
5	1	CRESCO CASHFLOW	50.15	0:29.87	04.51	08.36	15.95	1:04.65	1:02.49	0:59.90	0:06.36 [3]	0:38.56 [3]	1:11.03 [4]	1:41.05 [5]	2:10.93	2:04.55	2:04.68	+4m	24.81m
		Gary Pekin	Q4	Q4			203m	805m	805m	807m	82m	403m	402m	403m	405m				
6	8	VICTREE VIC	50.62	0:29.69	04.59	08.44	16.39	1:04.66	1:02.47	0:59.61	0:06.85 [6]	0:38.96 [5]	1:11.50 [6]	1:41.43 [6]	2:11.12	2:04.27	2:04.86	+15m	27.3m
		David Miles	Q3	Q4			202m	808m	811m	811m	86m	403m	404m	406m	405m				
7	3	SHINELIKETHESUN	47.23	0:32.02	05.65	11.16	23.93	1:15.04	1:04.23	1:04.35	0:12.45 [7]	0:55.28 [7]	1:27.49 [7]	1:59.52 [7]	2:31.85	2:19.39	2:24.60	+59m	305.38m
		Sean O'Sullivan	Q4	Q3			203m	827m	807m	806m	116m	423m	404m	403m	404m				

Note: Timing is based on positional data.

[ ] Indicates rank at the end of each section

--:-- No data available for this section

N/A Information not available



HARNESS RACING VICTORIA

# Shepparton-Professional-2026-06-02

Race 8: SADDLEWORLD SHEPPARTON TROT - 1690m

02 June 2026 - 8:39PM



**Scratched:** FARSTAR (6)

---

Note: Timing is based on positional data.

[ ] Indicates rank at the end of each section

--:-- No data available for this section

N/A Information not available

Data processed by  **TRIPLESDATA**

# Shepparton-Professional-2026-06-02

## Race 9: SHRC WAGER WEDNESDAY MAIDEN PACE - 1690m

02 June 2026 - 9:13PM



HARNESS RACING VICTORIA



RANK	TAB	Horse/ Driver	Top Speed (Km/h)	Fastest Section	First 50m	First 100m	First 200m	First Half	Middle Half	Last Half	Lead Time 0:05.18	1st Quarter	2nd Quarter	3rd Quarter	4th Quarter	Last Mile	Mile Rate	Distance Travelled	Gross Time/ Margin
												0:34.07 (0:28.89)	1:05.62 (0:31.55)	1:37.36 (0:31.74)	2:05.94 (0:28.57)				
1	7	KATIE LORRAINE	56.02	0:28.56	03.53	06.82	13.82	1:00.17	1:03.28	1:00.30	0:05.44 [4]	0:34.07 [1]	1:05.62 [1]	1:37.36 [1]	2:05.94	2:00.47	1:59.92	+7m	2:05.94
		Chris Alford	Q4	Q4			206m	813m	805m	806m	78m	411m	402m	402m	404m				
2	5	EEBEEBEE	55.76	0:28.43	03.32	06.44	13.48	1:00.82	1:03.40	1:00.15	0:05.18 [1]	0:34.33 [2]	1:06.00 [2]	1:37.72 [2]	2:06.15	2:00.97	2:00.13	+4m	2.88m
		Mark Pitt	Q1	Q4			203m	809m	810m	809m	77m	404m	405m	404m	405m				
3	1	OPERTSER	52.88	0:29.12	03.40	06.68	13.97	1:01.02	1:03.28	1:00.79	0:05.35 [3]	0:34.76 [3]	1:06.37 [3]	1:38.04 [4]	2:07.16	2:01.81	2:01.09	+4m	16.45m
		Liam Older	Lead	Q4			201m	809m	810m	809m	77m	404m	405m	405m	405m				
4	2	IMAGUNNARESTNGO	52.45	0:29.38	03.55	07.02	14.39	1:01.06	1:03.24	1:01.05	0:05.50 [6]	0:34.99 [4]	1:06.57 [4]	1:38.25 [6]	2:07.64	2:02.11	2:01.55	-2m	22.89m
		Jason Hackett	Q4	Q4			203m	805m	805m	807m	77m	403m	402m	402m	404m				
5	3	SPOT THE DEVIL	53.35	0:29.95	03.38	06.64	13.91	1:01.43	1:02.71	1:01.66	0:05.18 [2]	0:35.12 [5]	1:06.60 [5]	1:37.83 [3]	2:08.27	2:03.09	2:02.15	+20m	31.27m
		Tony Barresi	Lead	Q1			203m	818m	818m	816m	77m	408m	409m	408m	408m				
6	6	ITS JUST RUBY	51.84	0:29.99	03.57	06.93	14.23	1:01.51	1:02.70	1:02.15	0:05.54 [5]	0:35.53 [6]	1:07.05 [7]	1:38.23 [5]	2:09.21	2:03.66	2:03.04	+24m	43.83m
		Leigh Sutton	Q1	Q1			204m	819m	818m	817m	78m	410m	410m	409m	409m				
7	8	DESTINY KEPT	50.80	0:29.70	03.92	07.34	14.63	1:01.07	1:02.96	1:03.25	0:05.86 [7]	0:35.55 [7]	1:06.92 [6]	1:38.51 [7]	2:10.17	2:04.32	2:03.95	+14m	56.73m
		Jeremy Quinlan	Q1	Q1			203m	809m	812m	815m	81m	404m	405m	407m	408m				

Note: Timing is based on positional data.

[ ] Indicates rank at the end of each section


-:--:- No data available for this section

N/A Information not available

# Shepparton-Professional-2026-06-02

## Race 9: SHRC WAGER WEDNESDAY MAIDEN PACE - 1690m

02 June 2026 - 9:13PM



HARNESS RACING VICTORIA



RANK	TAB	Horse/ Driver	Top Speed (Km/h)	Fastest Section	First 50m	First 100m	First 200m	First Half	Middle Half	Last Half	Lead Time	1st Quarter	2nd Quarter	3rd Quarter	4th Quarter	Last Mile	Mile Rate	Distance Travelled	Gross Time/ Margin
												0:34.07 (0:28.89)	1:05.62 (0:31.55)	1:37.36 (0:31.74)	2:05.94 (0:28.57)				
8	4	MAC JAMES	49.82	0:30.56	03.98	07.46	18.50	1:03.28	1:04.60	1:06.19	0:09.48 [8]	0:40.05 [8]	1:12.79 [8]	1:44.65 [8]	2:18.97	2:09.48	2:12.34	+54m	174.78m
		Sean O"Sullivan	Lead	Q1			202m	805m	805m	808m	131m	403m	402m	403m	405m				

Note: Timing is based on positional data.

[ ] Indicates rank at the end of each section

--:-- No data available for this section

N/A Information not available

# Shepparton-Professional-2026-06-02

## Race 10: COTTRELLS ELECTRICAL MAIDEN PACE - 1690m

02 June 2026 - 9:43PM



HARNESS RACING VICTORIA



RANK	TAB	Horse/ Driver	Top Speed (Km/h)	Fastest Section	First 50m	First 100m	First 200m	First Half	Middle Half	Last Half	Lead Time 0:05.21	1st Quarter	2nd Quarter	3rd Quarter	4th Quarter	Last Mile	Mile Rate	Distance Travelled	Gross Time/ Margin
												0:35.83 (0:30.62)	1:06.96 (0:31.13)	1:35.55 (0:28.59)	2:05.08 (0:29.53)				
1	5	<b>MAURLEN GRACE</b>	<b>52.34</b>	<b>0:28.55</b>	<b>03.75</b>	<b>07.23</b>	<b>14.53</b>	1:01.34	0:58.87	0:58.07	0:05.66 [5]	<b>0:36.68 [4]</b>	<b>1:07.00 [2]</b>	<b>1:35.55 [1]</b>	<b>2:05.08</b>	1:59.41	1:59.10	<b>+27m</b>	<b>2:05.08</b>
		Michael Bellman	Q3	Q3			205m	821m	818m	815m	82m	411m	410m	408m	406m				
2	8	<b>FIFTY SEVEN CHEVY</b>	<b>52.78</b>	<b>0:28.50</b>	<b>03.82</b>	<b>07.20</b>	<b>14.74</b>	1:01.61	0:58.90	0:57.87	0:05.80 [7]	<b>0:37.01 [6]</b>	<b>1:07.40 [4]</b>	<b>1:35.90 [3]</b>	<b>2:05.28</b>	1:59.48	1:59.30	<b>+31m</b>	<b>2.68m</b>
		Rita Burnett	Q4	Q3			204m	820m	818m	816m	84m	410m	410m	408m	408m				
3	1	<b>BEST BY A MILE</b>	<b>53.24</b>	<b>0:28.80</b>	<b>03.51</b>	<b>06.77</b>	<b>14.05</b>	1:01.92	0:59.91	0:58.36	0:05.34 [2]	<b>0:36.15 [2]</b>	<b>1:07.27 [3]</b>	<b>1:36.07 [4]</b>	<b>2:05.64</b>	2:00.28	1:59.64	<b>+9m</b>	<b>7.47m</b>
		James Herbertson	Q1	Q3			203m	808m	810m	810m	83m	403m	405m	405m	405m				
4	6	<b>THE FEENY FAVORITE</b>	<b>52.20</b>	<b>0:28.60</b>	<b>03.70</b>	<b>07.24</b>	<b>14.96</b>	1:02.13	0:58.97	0:58.06	0:05.61 [4]	<b>0:37.37 [8]</b>	<b>1:07.75 [6]</b>	<b>1:36.35 [5]</b>	<b>2:05.81</b>	2:00.19	1:59.80	<b>+31m</b>	<b>9.83m</b>
		Nigel Milne	Q3	Q3			206m	824m	818m	816m	82m	414m	410m	408m	408m				
5	3	<b>DIAMONDONTHEROCKS</b>	<b>55.44</b>	<b>0:28.79</b>	<b>03.41</b>	<b>06.56</b>	<b>13.66</b>	1:01.75	0:59.92	0:59.05	0:05.21 [1]	<b>0:35.83 [1]</b>	<b>1:06.96 [1]</b>	<b>1:35.75 [2]</b>	<b>2:06.01</b>	2:00.80	1:59.99	<b>+3m</b>	<b>12.51m</b>
		David Miles	Q1	Q3			204m	806m	805m	806m	83m	403m	402m	402m	403m				
6	2	<b>TOFFEE BELLE</b>	<b>51.88</b>	<b>0:28.84</b>	<b>03.67</b>	<b>07.09</b>	<b>14.42</b>	1:02.04	0:59.94	0:59.35	0:05.51 [3]	<b>0:36.44 [3]</b>	<b>1:07.54 [5]</b>	<b>1:36.39 [6]</b>	<b>2:06.90</b>	2:01.39	2:00.84	<b>+5m</b>	<b>24.41m</b>
		Rodney Petroff	Q3	Q3			203m	806m	805m	807m	82m	404m	403m	403m	404m				
7	7	<b>BETTING ON TASH</b>	<b>49.00</b>	<b>0:30.27</b>	<b>04.17</b>	<b>07.79</b>	<b>15.30</b>	1:01.78	1:01.36	1:01.63	0:06.17 [8]	<b>0:36.86 [5]</b>	<b>1:07.95 [7]</b>	<b>1:38.21 [7]</b>	<b>2:09.57</b>	2:03.41	2:03.40	<b>+5m</b>	<b>60.43m</b>
		Glenn Bull	Q1	Q3			203m	807m	805m	807m	82m	404m	403m	403m	404m				

Note: Timing is based on positional data.

[ ] Indicates rank at the end of each section


--:-- No data available for this section

N/A Information not available

# Shepparton-Professional-2026-06-02

## Race 10: COTTRELLS ELECTRICAL MAIDEN PACE - 1690m

02 June 2026 - 9:43PM



HARNESS RACING VICTORIA



RANK	TAB	Horse/ Driver	Top Speed (Km/h)	Fastest Section	First 50m	First 100m	First 200m	First Half	Middle Half	Last Half	Lead Time	1st Quarter	2nd Quarter	3rd Quarter	4th Quarter	Last Mile	Mile Rate	Distance Travelled	Gross Time/ Margin
												0:35.83 (0:30.62)	1:06.96 (0:31.13)	1:35.55 (0:28.59)	2:05.08 (0:29.53)				
8	4	SUNSHINE MILLIE	48.71	0:30.49	03.76	07.39	15.28	1:02.53	1:01.54	1:02.56	0:05.71 [6]	0:37.19 [7]	1:08.23 [8]	1:38.72 [8]	2:10.80	2:05.10	2:04.55	+9m	76.72m
		Jeremy Quinlan	Q3	Q3			205m	811m	805m	807m	82m	408m	403m	402m	405m				

Note: Timing is based on positional data.

[ ] Indicates rank at the end of each section

--:-- No data available for this section

N/A Information not available