

HARNESS RACING VICTORIA

Melton-Professional-2026-05-30

Race 1: RENOWN SILVERWARE PACE - 1720m

30 May 2026 - 5:00PM




RANK	TAB	Horse/ Driver	Top Speed (Km/h)	Fastest Section	First 50m	First 100m	First 200m	First Half	Middle Half	Last Half	Lead Time 0:06.41	1st Quarter	2nd Quarter	3rd Quarter	4th Quarter	Last Mile	Mile Rate	Distance Travelled	Gross Time/ Margin
												0:35.53 (0:29.12)	1:07.24 (0:31.71)	1:34.71 (0:27.47)	2:03.38 (0:28.67)				
1	8	MEDINA	57.35	0:27.21	03.60	06.68	12.93	1:01.25	0:59.00	0:55.20	0:06.83 [6]	0:36.28 [5]	1:08.08 [6]	1:35.28 [8]	2:03.28	1:56.45	1:55.35	+23m	2:03.28
		Jodi Quinlan	Q1	Q3			201m	806m	808m	821m	116m	403m	402m	406m	415m				
2	6	OZZIE CORKA	58.18	0:27.41	03.52	06.53	12.50	1:01.07	0:59.30	0:55.87	0:06.41 [1]	0:35.59 [2]	1:07.48 [3]	1:34.89 [4]	2:03.35	1:56.94	1:55.41	+21m	0.98m
		Tasmyn Potter	Lead	Q3			203m	815m	814m	815m	111m	407m	408m	406m	409m				
3	4	RANGER RICK NZ	58.18	0:27.49	03.49	06.46	12.31	1:00.82	0:59.20	0:56.14	0:06.42 [2]	0:35.53 [1]	1:07.24 [1]	1:34.73 [2]	2:03.38	1:56.96	1:55.44	+14m	1.4m
		Jackie Barker	Lead	Q3			203m	812m	810m	811m	111m	408m	404m	406m	405m				
4	1	LE CARDINAL	57.17	0:27.40	03.59	06.66	12.46	1:01.24	0:59.26	0:55.60	0:06.64 [4]	0:36.02 [4]	1:07.88 [5]	1:35.28 [7]	2:03.48	1:56.84	1:55.53	+6m	2.79m
		Amy Day	Q1	Q3			201m	805m	806m	809m	111m	403m	402m	404m	405m				
5	2	STARZZZ DESTINY	57.10	0:27.39	03.54	06.56	12.69	1:00.91	0:58.79	0:56.24	0:06.44 [3]	0:35.95 [3]	1:07.35 [2]	1:34.74 [3]	2:03.59	1:57.15	1:55.63	+22m	4.33m
		Liam Older	Lead	Q3			203m	817m	813m	814m	111m	409m	408m	404m	409m				
6	10	ALL BLAZING GUNS	56.56	0:26.52	03.81	07.04	13.33	1:00.78	0:58.02	0:55.55	0:07.40 [8]	0:36.69 [8]	1:08.19 [8]	1:34.71 [1]	2:03.74	1:56.33	1:55.77	+28m	6.42m
		Matthew Craven	Q3	Q3			202m	811m	814m	820m	118m	405m	406m	408m	412m				
7	7	HEATSEEKER	56.59	0:27.03	03.56	06.72	13.01	1:01.44	0:58.44	0:55.86	0:06.65 [4]	0:36.67 [6]	1:08.08 [5]	1:35.11 [4]	2:03.95	1:57.30	1:55.97	+29m	8.92m
		Emmett Brosnan	Q3	Q3			205m	820m	814m	818m	111m	412m	408m	406m	412m				

Note: Timing is based on positional data.

[] Indicates rank at the end of each section

--:-- No data available for this section

N/A Information not available



HARNESS RACING VICTORIA

Melton-Professional-2026-05-30

Race 1: RENOWN SILVERWARE PACE - 1720m

30 May 2026 - 5:00PM



RANK	TAB	Horse/ Driver	Top Speed (Km/h)	Fastest Section	First 50m	First 100m	First 200m	First Half	Middle Half	Last Half	Lead Time	1st Quarter	2nd Quarter	3rd Quarter	4th Quarter	Last Mile	Mile Rate	Distance Travelled	Gross Time/ Margin
												0:35.53 (0:29.12)	1:07.24 (0:31.71)	1:34.71 (0:27.47)	2:03.38 (0:28.67)				
8	9	BLACKJACK WHACKO	56.56	0:27.42	03.64	06.74	13.26	1:00.80	0:58.83	0:56.19	0:06.98 [6]	0:36.37 [5]	1:07.77 [3]	1:35.19 [5]	2:03.96	1:56.99	1:55.98	+25m	9.07m
		Chris Svanosio	Q1	Q3			202m	816m	812m	813m	116m	409m	408m	404m	409m				

Scratched: KATUNGA EXPRESS (3), DANCE AFFAIR (5), LILLY LOTUS (11), HOORAH PHILTRA (12)

Note: Timing is based on positional data.

[] Indicates rank at the end of each section

--:-- No data available for this section

N/A Information not available

Melton-Professional-2026-05-30

Race 2: NUTRIEN EQUINE FREE FOR ALL TROT - 1720m

30 May 2026 - 5:27PM



HARNESS RACING VICTORIA

RANK	TAB	Horse/ Driver	Top Speed (Km/h)	Fastest Section	First 50m	First 100m	First 200m	First Half	Middle Half	Last Half	Lead Time 0:06.73	1st Quarter	2nd Quarter	3rd Quarter	4th Quarter	Last Mile	Mile Rate	Distance Travelled	Gross Time/ Margin
												0:35.45 (0:28.72)	1:05.62 (0:30.17)	1:34.18 (0:28.56)	2:03.13 (0:28.95)				
1	8	IM BOBBY	54.76	0:28.47	03.83	07.10	13.54	0:58.64	0:58.72	0:57.12	0:07.35 [6]	0:35.82 [2]	1:05.99 [3]	1:34.54 [4]	2:03.13	1:55.76	1:55.20	+11m	2:03.13
		Tasmyn Potter	Q1	Q1			201m	805m	807m	810m	115m	403m	402m	404m	406m				
2	9	LOVEMETO NZ	54.14	0:28.27	03.86	07.19	14.00	0:59.01	0:58.22	0:56.80	0:07.44 [8]	0:36.50 [6]	1:06.45 [6]	1:34.72 [5]	2:03.26	1:55.81	1:55.33	+32m	1.77m
		Kerryn Manning	Q4	Q3			203m	817m	815m	820m	116m	409m	409m	407m	413m				
3	5	REMUS PHOENIX	52.96	0:28.28	03.81	07.11	13.39	0:59.12	0:58.26	0:57.21	0:07.08 [4]	0:36.23 [5]	1:06.20 [4]	1:34.48 [3]	2:03.42	1:56.33	1:55.47	+27m	3.83m
		Ross Payne	Q1	Q3			204m	818m	814m	818m	111m	411m	408m	406m	412m				
4	1	PINNIE	55.26	0:28.55	03.75	06.94	12.83	0:58.82	0:58.73	0:57.83	0:06.80 [2]	0:35.45 [1]	1:05.62 [1]	1:34.18 [1]	2:03.47	1:56.65	1:55.52	+8m	4.59m
		Jodi Quinlan	Q1	Q3			201m	805m	808m	812m	111m	403m	402m	405m	406m				
5	6	MORE WANTED	53.53	0:28.10	03.90	07.36	14.26	0:59.43	0:58.03	0:56.99	0:07.33 [7]	0:36.84 [8]	1:06.77 [8]	1:34.87 [7]	2:03.76	1:56.42	1:55.80	+23m	8.5m
		Jack Laughher	Q3	Q3			205m	818m	813m	814m	111m	409m	408m	405m	410m				
6	2	ALDEBARAN ACRUX U	53.06	0:28.51	03.80	07.07	13.32	0:59.27	0:58.64	0:57.51	0:07.00 [3]	0:36.14 [4]	1:06.27 [5]	1:34.78 [6]	2:03.78	1:56.78	1:55.81	+8m	8.73m
		Chris Svanosio	Lead	Q3			203m	806m	807m	811m	111m	404m	402m	405m	407m				
7	10	LITTLE YANKEE	51.73	0:28.55	03.98	07.44	14.47	0:58.86	0:58.56	0:57.47	0:07.73 [9]	0:36.56 [7]	1:06.57 [7]	1:35.14 [8]	2:04.06	1:56.33	1:56.07	+14m	12.43m
		Michael Bellman	Q3	Q3			202m	806m	807m	813m	116m	404m	402m	405m	408m				

Note: Timing is based on positional data.

[] Indicates rank at the end of each section

--:-- No data available for this section

N/A Information not available

Melton-Professional-2026-05-30

Race 2: NUTRIEN EQUINE FREE FOR ALL TROT - 1720m

30 May 2026 - 5:27PM



HARNESS RACING VICTORIA

RANK	TAB	Horse/ Driver	Top Speed (Km/h)	Fastest Section	First 50m	First 100m	First 200m	First Half	Middle Half	Last Half	Lead Time	1st Quarter	2nd Quarter	3rd Quarter	4th Quarter	Last Mile	Mile Rate	Distance Travelled	Gross Time/ Margin
												0:06.73	0:35.45 (0:28.72)	1:05.62 (0:30.17)	1:34.18 (0:28.56)				
8	4	EL RESAMO	55.04	0:28.46	03.71	06.88	12.86	0:59.10	0:58.46	0:58.42	0:06.73 [1]	0:35.82 [3]	1:05.82 [2]	1:34.28 [2]	2:04.24	1:57.52	1:56.24	+18m	14.89m
		David Barbetti	Q1	Q3			203m	815m	811m	813m	110m	408m	407m	404m	409m				
9	7	QUIRKY CHARACTER	52.38	0:28.46	03.83	07.26	14.36	0:59.67	0:58.15	0:57.84	0:07.28 [5]	0:37.26 [9]	1:06.95 [9]	1:35.41 [9]	2:04.80	1:57.51	1:56.76	+20m	22.33m
		Ellen Tormey	Q3	Q3			207m	815m	808m	814m	111m	411m	404m	404m	410m				

Scratched: I AM WILMA (3)

Note: Timing is based on positional data.

[] Indicates rank at the end of each section


-:--:- No data available for this section

N/A Information not available

Melton-Professional-2026-05-30

Race 3: NEED FOR SPEED NOMS NOW OPEN TROT - 1720m

30 May 2026 - 6:03PM



HARNESS RACING VICTORIA

RANK	TAB	Horse/ Driver	Top Speed (Km/h)	Fastest Section	First 50m	First 100m	First 200m	First Half	Middle Half	Last Half	Lead Time	1st Quarter	2nd Quarter	3rd Quarter	4th Quarter	Last Mile	Mile Rate	Distance Travelled	Gross Time/ Margin
												0:34.78 (0:28.23)	1:06.28 (0:31.51)	1:35.71 (0:29.42)	2:06.00 (0:30.28)				
1	11	JOHNS BOY NZ	53.21	0:28.75	03.80	07.28	14.16	0:59.61	0:59.48	0:58.62	0:07.76 [11]	0:36.65 [7]	1:07.38 [7]	1:36.13 [4]	2:06.00	1:58.23	1:57.89	+31m	2:06.00
		Tristan Larsen	Q1	Q3			202m	817m	816m	818m	115m	408m	409m	407m	411m				
2	5	SHES SKY HIGH	56.05	0:28.91	03.55	06.64	12.89	1:00.32	1:00.88	0:59.79	0:06.62 [2]	0:35.53 [3]	1:06.93 [4]	1:36.40 [5]	2:06.73	2:00.11	1:58.57	+6m	9.74m
		Jackie Barker	Lead	Q1			202m	810m	809m	807m	110m	406m	404m	405m	403m				
3	4	KAMARAN	51.73	0:28.94	03.75	07.10	14.03	1:00.53	0:59.69	0:59.07	0:07.18 [7]	0:36.96 [9]	1:07.71 [9]	1:36.66 [7]	2:06.79	1:59.60	1:58.63	+33m	10.62m
		Kerryn Manning	Lead	Q3			206m	822m	816m	820m	110m	413m	409m	407m	413m				
4	6	MOJITO MADNESS	56.52	0:28.23	03.59	06.66	12.54	0:59.74	1:00.93	1:00.68	0:06.55 [1]	0:34.78 [1]	1:06.28 [1]	1:35.71 [1]	2:06.97	2:00.42	1:58.80	+11m	12.94m
		Liam Older	Q1	Q1			204m	811m	810m	812m	110m	407m	404m	405m	407m				
5	1	BOUTIKA	55.84	0:28.42	03.60	06.73	12.63	0:59.91	1:00.96	1:00.59	0:06.70 [3]	0:35.12 [2]	1:06.62 [2]	1:36.09 [3]	2:07.22	2:00.50	1:59.03	+4m	16.38m
		Ashley Ainsworth	Q1	Q1			201m	805m	806m	809m	111m	403m	402m	404m	406m				
6	10	DESERT ASSASSIN	52.56	0:29.32	03.77	07.15	13.92	1:00.03	0:59.95	0:59.89	0:07.50 [10]	0:36.89 [8]	1:07.52 [8]	1:36.84 [9]	2:07.42	1:59.92	1:59.22	+15m	19.03m
		Jack Laugher	Q1	Q3			201m	806m	807m	813m	115m	404m	402m	404m	409m				
7	9	CENTURION DREAM	53.93	0:28.79	03.67	06.88	13.60	0:59.56	1:00.07	1:00.74	0:07.14 [8]	0:35.93 [5]	1:06.70 [3]	1:36.01 [2]	2:07.45	2:00.30	1:59.24	+23m	19.39m
		Michael Bellman	Lead	Q1			202m	816m	813m	813m	114m	408m	408m	404m	409m				

Note: Timing is based on positional data.

[] Indicates rank at the end of each section


-:--:- No data available for this section

N/A Information not available

Melton-Professional-2026-05-30

Race 3: NEED FOR SPEED NOMS NOW OPEN TROT - 1720m

30 May 2026 - 6:03PM



HARNESS RACING VICTORIA

RANK	TAB	Horse/Driver	Top Speed (Km/h)	Fastest Section	First 50m	First 100m	First 200m	First Half	Middle Half	Last Half	Lead Time	1st Quarter	2nd Quarter	3rd Quarter	4th Quarter	Last Mile	Mile Rate	Distance Travelled	Gross Time/Margin
8	3	BUSLIN BRODY	51.77	0:29.02	03.82	07.24	13.72	0:59.74	1:00.06	1:00.56	0:07.24 [9]	0:36.26 [6]	1:06.98 [5]	1:36.32 [6]	2:07.54	2:00.30	1:59.33	+23m	20.67m
		Joe Attard	Q1	Q1			203m	817m	813m	817m	110m	408m	408m	405m	412m				
9	2	NIGHT FLIGHT	54.94	0:29.16	03.59	06.79	13.07	1:00.46	1:00.86	1:01.04	0:06.73 [4]	0:35.88 [4]	1:07.19 [6]	1:36.75 [8]	2:08.24	2:01.50	1:59.98	+6m	29.99m
		Lochie Cook	Lead	Q1			201m	806m	807m	811m	110m	404m	402m	405m	406m				
10	7	KYVALLEY JAGGER	52.52	0:30.26	03.70	07.03	14.38	1:03.76	1:01.09	1:02.56	0:07.12 [6]	0:40.62 [11]	1:10.87 [10]	1:41.71 [10]	2:13.45	2:06.33	2:04.86	+38m	99.84m
		Josh Duggan	Lead	Q2			207m	830m	815m	817m	111m	422m	409m	406m	411m				
11	8	DISTANT SUN	54.07	0:30.56	03.67	06.87	13.53	1:03.77	1:01.39	1:02.55	0:07.16 [5]	0:40.38 [10]	1:10.94 [11]	1:41.78 [11]	2:13.50	2:06.32	2:04.90	+12m	100.5m
		Jodi Quinlan	Lead	Q2			200m	807m	805m	810m	114m	405m	402m	403m	408m				

Note: Timing is based on positional data.

[] Indicates rank at the end of each section

--:--:-- No data available for this section

N/A Information not available

Melton-Professional-2026-05-30

Race 4: HYGAIN EDGE PACE - 1720m

30 May 2026 - 6:38PM



HARNESS RACING VICTORIA

RANK	TAB	Horse/ Driver	Top Speed (Km/h)	Fastest Section	First 50m	First 100m	First 200m	First Half	Middle Half	Last Half	Lead Time	1st Quarter	2nd Quarter	3rd Quarter	4th Quarter	Last Mile	Mile Rate	Distance Travelled	Gross Time/ Margin
												0:35.10 (0:28.85)	1:06.41 (0:31.31)	1:34.86 (0:28.45)	2:03.85 (0:28.99)				
1	4	KING SAINT	57.35	0:28.45	03.44	06.48	12.42	1:00.01	0:59.75	0:57.40	0:06.40 [3]	0:35.10 [1]	1:06.41 [1]	1:34.86 [1]	2:03.82	1:57.41	1:55.85	+17m	2:03.82
		Jack Laugher	Lead	Q3			205m	815m	809m	811m	112m	410m	405m	404m	406m				
2	1	INSIDER TRADING	58.50	0:28.41	03.45	06.41	12.17	1:00.44	0:59.74	0:57.09	0:06.32 [2]	0:35.43 [3]	1:06.75 [3]	1:35.16 [3]	2:03.85	1:57.53	1:55.88	+7m	0.51m
		Ryan Sanderson	Lead	Q3			200m	806m	805m	809m	112m	403m	402m	403m	406m				
3	2	IM WESLEY	57.17	0:28.39	03.44	06.53	12.47	1:00.56	0:59.70	0:56.88	0:06.44 [5]	0:35.71 [5]	1:07.02 [5]	1:35.42 [6]	2:03.92	1:57.46	1:55.94	+9m	1.33m
		Liam Older	Lead	Q3			201m	806m	807m	811m	111m	404m	402m	405m	406m				
4	8	THE GOLDEN HOOK	56.84	0:28.21	03.55	06.61	12.99	1:00.56	0:59.68	0:56.56	0:06.84 [7]	0:36.08 [7]	1:07.40 [7]	1:35.77 [9]	2:03.99	1:57.14	1:56.01	+9m	2.33m
		Tasmyn Potter	Q1	Q4			201m	805m	804m	808m	116m	403m	402m	402m	406m				
5	7	OUR ULTIMATE GRAC	55.19	0:28.15	03.52	06.71	13.23	1:00.70	0:59.30	0:56.56	0:06.84 [6]	0:36.39 [8]	1:07.55 [8]	1:35.70 [7]	2:04.13	1:57.27	1:56.14	+26m	4.18m
		Kerryn Manning	Lead	Q3			205m	818m	813m	815m	112m	410m	408m	405m	410m				
6	5	YA BOTTOM DOLLAR	57.10	0:28.50	03.43	06.49	12.75	1:00.09	0:59.69	0:57.78	0:06.49 [4]	0:35.39 [2]	1:06.57 [2]	1:35.09 [2]	2:04.38	1:57.87	1:56.38	+25m	7.62m
		Rodney Petroff	Lead	Q3			205m	820m	813m	813m	112m	412m	408m	405m	408m				
7	3	PISTOL PEARCE	58.39	0:28.49	03.42	06.38	12.27	1:00.56	0:59.67	0:57.86	0:06.25 [1]	0:35.63 [4]	1:06.82 [4]	1:35.32 [5]	2:04.70	1:58.42	1:56.67	+21m	11.87m
		Jodi Quinlan	Lead	Q3			202m	816m	813m	814m	111m	408m	408m	405m	409m				

Note: Timing is based on positional data.

[] Indicates rank at the end of each section

--:-- No data available for this section

N/A Information not available

Melton-Professional-2026-05-30

Race 4: HYGAIN EDGE PACE - 1720m

30 May 2026 - 6:38PM



HARNESS RACING VICTORIA

RANK	TAB	Horse/ Driver	Top Speed (Km/h)	Fastest Section	First 50m	First 100m	First 200m	First Half	Middle Half	Last Half	Lead Time	1st Quarter	2nd Quarter	3rd Quarter	4th Quarter	Last Mile	Mile Rate	Distance Travelled	Gross Time/ Margin
												0:35.10 (0:28.85)	1:06.41 (0:31.31)	1:34.86 (0:28.45)	2:03.85 (0:28.99)				
8	6	GOODTIME CAPTAIN	55.04	0:28.32	03.52	06.75	13.16	1:00.83	0:59.63	0:57.12	0:06.83 [8]	0:36.34 [9]	1:07.65 [10]	1:35.97 [10]	2:04.77	1:57.95	1:56.74	+10m	12.82m
		Josh Duggan	Lead	Q3				203m	806m	806m	811m	113m	404m	402m	404m				
9	10	MUSELET	56.81	0:28.07	03.50	06.55	12.97	1:00.36	0:59.25	0:58.27	0:06.78 [9]	0:35.97 [6]	1:07.14 [6]	1:35.21 [4]	2:05.42	1:58.63	1:57.35	+32m	21.54m
		Michael Bellman	Lead	Q3				202m	817m	816m	819m	117m	408m	409m	407m				
10	9	ANOTHER WOODS	53.57	0:28.13	03.81	07.12	13.89	1:00.01	0:58.81	0:59.01	0:07.47 [10]	0:36.80 [10]	1:07.48 [9]	1:35.61 [8]	2:06.49	1:59.02	1:58.34	+33m	35.81m
		Lochie Cook	Q3	Q3				202m	816m	818m	819m	118m	406m	410m	408m				

Note: Timing is based on positional data.

[] Indicates rank at the end of each section

--:--:-- No data available for this section

N/A Information not available

Melton-Professional-2026-05-30

Race 5: LOGICAL STAFFING SOLUTIONS PACE - 1720m

30 May 2026 - 7:10PM



HARNESS RACING VICTORIA

RANK	TAB	Horse/ Driver	Top Speed (Km/h)	Fastest Section	First 50m	First 100m	First 200m	First Half	Middle Half	Last Half	Lead Time 0:06.64	1st Quarter	2nd Quarter	3rd Quarter	4th Quarter	Last Mile	Mile Rate	Distance Travelled	Gross Time/ Margin
												0:35.42 (0:28.78)	1:07.16 (0:31.74)	1:35.01 (0:27.85)	2:02.53 (0:27.52)				
1	2	SOAP AND BUBBLES	56.88	0:27.21	03.63	06.68	12.75	1:00.86	0:59.53	0:55.02	0:06.64 [1]	0:35.78 [2]	1:07.50 [2]	1:35.32 [3]	2:02.53	1:55.88	1:54.64	-2m	2:02.53
		Kerryn Manning	Lead	Q4			201m	805m	807m	810m		104m	403m	402m	405m				
2	4	KEAYANG WASABI	57.28	0:27.78	03.69	06.76	12.59	1:00.47	0:59.59	0:55.63	0:06.69 [2]	0:35.42 [1]	1:07.16 [1]	1:35.01 [1]	2:02.79	1:56.10	1:54.89	+4m	3:53m
		Lochie Cook	Q1	Q4			204m	810m	809m	812m		104m	406m	404m	405m				
3	8	SWEET IDEAL	56.45	0:26.90	03.76	06.93	13.62	1:01.20	0:58.77	0:54.40	0:07.19 [5]	0:37.12 [6]	1:08.39 [7]	1:35.89 [7]	2:02.80	1:55.60	1:54.90	+17m	3:67m
		Darryl Lawlor	Q4	Q4			202m	813m	811m	817m		107m	407m	406m	405m				
4	5	DAY TWO	55.37	0:27.53	03.94	07.33	13.77	1:00.28	0:57.75	0:55.42	0:07.36 [6]	0:37.43 [7]	1:07.65 [3]	1:35.19 [2]	2:03.08	1:55.71	1:55.16	+13m	7:42m
		Tasmyn Potter	Q3	Q3			203m	815m	813m	814m		104m	407m	408m	405m				
5	7	WESTERN SONADOR	54.32	0:27.53	04.03	07.72	14.33	1:00.14	0:57.89	0:55.22	0:07.92 [8]	0:37.86 [8]	1:08.05 [5]	1:35.74 [5]	2:03.28	1:55.36	1:55.34	+11m	10:06m
		Ryan Sanderson	Q4	Q4			201m	814m	813m	813m		104m	406m	408m	405m				
6	1	BUBBA SCRUB NZ	55.08	0:27.73	03.74	06.91	13.04	1:00.90	0:59.49	0:55.52	0:06.86 [4]	0:36.06 [3]	1:07.76 [4]	1:35.55 [4]	2:03.28	1:56.42	1:55.35	-1m	10:09m
		Jackie Barker	Q1	Q4			201m	805m	806m	810m		104m	403m	402m	403m				
7	3	MY UNCLE STAN	55.15	0:27.63	03.76	06.92	13.15	1:01.25	0:59.44	0:55.36	0:06.82 [3]	0:36.36 [4]	1:08.07 [6]	1:35.80 [6]	2:03.44	1:56.61	1:55.49	+3m	12.2m
		Jodi Quinlan	Lead	Q4			203m	810m	809m	811m		104m	406m	404m	404m				

Note: Timing is based on positional data.

[] Indicates rank at the end of each section


--:-- No data available for this section

N/A Information not available

Melton-Professional-2026-05-30

Race 5: LOGICAL STAFFING SOLUTIONS PACE - 1720m

30 May 2026 - 7:10PM



HARNESS RACING VICTORIA

RANK	TAB	Horse/ Driver	Top Speed (Km/h)	Fastest Section	First 50m	First 100m	First 200m	First Half	Middle Half	Last Half	Lead Time	1st Quarter	2nd Quarter	3rd Quarter	4th Quarter	Last Mile	Mile Rate	Distance Travelled	Gross Time/ Margin
			54.50	0:27.56								0:06.64	0:35.42 (0:28.78)	1:07.16 (0:31.74)	1:35.01 (0:27.85)	2:02.53 (0:27.52)			
8	6	PESCI			03.96	07.44	14.01	1:00.90	0:59.43	0:55.33	0:07.52 [7]	0:36.76 [5]	1:08.43 [8]	1:36.19 [8]	2:03.76	1:56.23	1:55.79	+2m	16.5m
		Jack Laugher	Q4	Q4			202m	806m	806m	812m	104m	404m	402m	404m	408m				

Note: Timing is based on positional data.

[] Indicates rank at the end of each section

--:-- No data available for this section

N/A Information not available

Melton-Professional-2026-05-30

Race 6: RANVET PACE - 1720m

30 May 2026 - 7:36PM



HARNESS RACING VICTORIA

RANK	TAB	Horse/ Driver	Top Speed (Km/h)	Fastest Section	First 50m	First 100m	First 200m	First Half	Middle Half	Last Half	Lead Time	1st Quarter	2nd Quarter	3rd Quarter	4th Quarter	Last Mile	Mile Rate	Distance Travelled	Gross Time/ Margin
												0:34.91 (0:28.61)	1:05.82 (0:27.74)	1:33.56 (0:27.74)	2:02.50 (0:28.94)				
1	4	MAXNJAX	59.76	0:27.74	03.50	06.41	12.25	0:59.82	0:58.64	0:56.37	0:06.30 [1]	0:35.23 [2]	1:06.13 [3]	1:33.87 [3]	2:02.50	1:56.19	1:54.62	+10m	2:02.50
		Jack Laugher	Lead	Q3			203m	808m	809m	812m	110m	405m	403m	406m	406m				
2	5	KOMODO	54.97	0:27.42	03.61	06.82	13.09	1:00.23	0:58.02	0:55.82	0:06.77 [5]	0:36.39 [7]	1:06.98 [7]	1:34.40 [7]	2:02.80	1:56.05	1:54.90	+24m	3.97m
		Aaron Dunn	Q4	Q3			205m	820m	813m	814m	110m	412m	408m	404m	409m				
3	3	CLYMENUS NZ	56.12	0:27.74	03.55	06.63	12.53	0:59.28	0:58.64	0:57.14	0:06.53 [2]	0:34.91 [1]	1:05.82 [1]	1:33.56 [1]	2:02.97	1:56.42	1:55.06	+13m	6.29m
		Tasmyn Potter	Lead	Q3			204m	811m	809m	812m	110m	407m	404m	406m	406m				
4	8	GOOD TOBE LOCKSLEY	55.15	0:27.68	03.65	06.82	13.46	0:59.22	0:58.17	0:56.69	0:07.07 [7]	0:35.80 [5]	1:06.28 [4]	1:33.97 [4]	2:02.99	1:55.91	1:55.07	+28m	6.52m
		Michael Bellman	Lead	Q3			202m	815m	813m	818m	116m	407m	407m	406m	412m				
5	6	ZENARIO	54.97	0:27.68	03.67	06.99	13.53	0:59.59	0:58.14	0:56.50	0:06.98 [6]	0:36.11 [6]	1:06.56 [6]	1:34.23 [6]	2:03.06	1:56.09	1:55.14	+30m	7.51m
		Jackie Barker	Q4	Q3			204m	818m	814m	821m	111m	410m	408m	407m	414m				
6	2	FRUGAL FARE	55.69	0:27.78	03.56	06.68	12.82	0:59.39	0:58.35	0:57.08	0:06.61 [4]	0:35.43 [3]	1:06.01 [2]	1:33.79 [2]	2:03.09	1:56.47	1:55.16	+19m	7.8m
		Ryan Sanderson	Lead	Q3			203m	816m	812m	813m	110m	409m	407m	405m	409m				
7	1	SPRINGFIELD AFFAIR	55.87	0:27.84	03.56	06.67	12.65	0:59.82	0:58.74	0:56.99	0:06.55 [3]	0:35.47 [4]	1:06.36 [5]	1:34.20 [5]	2:03.35	1:56.81	1:55.41	+7m	11.39m
		Lochie Cook	Lead	Q3			201m	805m	807m	811m	111m	403m	402m	404m	406m				

Note: Timing is based on positional data.

[] Indicates rank at the end of each section

--:-- No data available for this section

N/A Information not available

Melton-Professional-2026-05-30

Race 6: RANVET PACE - 1720m

30 May 2026 - 7:36PM



HARNESS RACING VICTORIA

Did not Finish: SURFE LA MER (7)

Note: Timing is based on positional data.

[] Indicates rank at the end of each section

--:-- No data available for this section

N/A Information not available

Data processed by  TRIPLESDATA

Melton-Professional-2026-05-30

Race 7: NEVELE R STUD PACE - 2240m

30 May 2026 - 8:21PM



HARNESS RACING VICTORIA

RANK	TAB	Horse/ Driver	Top Speed (Km/h)	Fastest Section	First 50m	First 100m	First 200m	First Half	Middle Half	Last Half	Lead Time 0:44.06	1st Quarter	2nd Quarter	3rd Quarter	4th Quarter	Last Mile	Mile Rate	Distance Travelled	Gross Time/ Margin
												1:16.23 (0:32.17)	1:46.42 (0:30.19)	2:15.00 (0:28.57)	2:42.61 (0:27.61)				
1	1	SEASIDE BOY	57.31	0:27.61	03.61	06.65	12.28	1:02.36	0:58.76	0:56.18	0:44.06 [1]	1:16.23 [1]	1:46.42 [1]	2:15.00 [1]	2:42.61	1:58.54	1:56.83	+12m	2:42.61
		Ryan Sanderson	Lead	Q4			202m	806m	807m	812m	634m	403m	402m	404m	408m				
2	4	JACCKA CONNOR NZ	54.97	0:27.83	03.84	07.16	13.12	1:02.30	0:58.69	0:56.39	0:44.74 [5]	1:16.91 [5]	1:47.05 [5]	2:15.61 [3]	2:43.44	1:58.69	1:57.42	+13m	11.13m
		Tasmyn Potter	Lead	Q4			203m	805m	806m	813m	635m	403m	402m	403m	409m				
3	2	FEARLESS WRITER	57.17	0:28.31	03.79	06.97	12.64	1:02.33	0:58.72	0:56.87	0:44.40 [3]	1:16.56 [3]	1:46.73 [3]	2:15.30 [2]	2:43.62	1:59.20	1:57.55	+11m	13.57m
		Ellen Tormey	Lead	Q4			203m	805m	806m	811m	635m	403m	402m	404m	407m				
4	7	TRIPLE ROCK SAINT	54.29	0:27.70	03.76	07.09	13.39	1:02.27	0:58.67	0:56.26	0:45.13 [7]	1:17.28 [7]	1:47.38 [7]	2:15.95 [7]	2:43.66	1:58.53	1:57.58	+13m	14.11m
		Jack Laugher	Q4	Q4			204m	805m	806m	810m	638m	403m	402m	404m	406m				
5	3	SCHERGER THAT	55.19	0:28.44	03.62	06.78	12.68	1:02.54	0:58.65	0:57.88	0:44.70 [4]	1:17.03 [6]	1:47.24 [6]	2:15.68 [5]	2:45.12	2:00.42	1:58.63	+34m	33.7m
		Jackie Barker	Lead	Q3			205m	817m	815m	818m	638m	409m	408m	407m	412m				
6	6	ISOLATION	57.35	0:28.96	03.56	06.63	12.33	1:02.56	0:59.19	0:58.78	0:44.38 [2]	1:16.71 [4]	1:46.94 [4]	2:15.90 [6]	2:45.73	2:01.34	1:59.07	+31m	41.8m
		Lochie Cook	Lead	Q3			205m	817m	814m	816m	638m	409m	408m	405m	411m				
7	5	ROCKNROLL WILLOW	54.97	0:28.97	03.62	06.77	12.98	1:01.68	0:59.24	1:01.23	0:44.95 [6]	1:16.36 [2]	1:46.63 [2]	2:15.60 [4]	2:47.87	2:02.91	2:00.60	+32m	70.53m
		Kerryn Manning	Lead	Q3			206m	819m	813m	813m	639m	411m	408m	405m	408m				

Note: Timing is based on positional data.

[] Indicates rank at the end of each section

--:-- No data available for this section

N/A Information not available