

Melton-Professional-2026-05-29

Race 1: MIMOSA HOMES TROT - 1720m

29 May 2026 - 6:01PM



HARNESS RACING VICTORIA

| RANK | TAB | Horse/ Driver | Top Speed (Km/h) | Fastest Section | First 50m | First 100m | First 200m | First Half | Middle Half | Last Half | Lead Time 0:06.71 | 1st Quarter | 2nd Quarter | 3rd Quarter | 4th Quarter | Last Mile | Mile Rate | Distance Travelled | Gross Time/ Margin |
|------|-----|--------------------|---------------------|-----------------|-----------|------------|------------|------------|-------------|-----------|----------------------|----------------------|----------------------|----------------------|----------------------|-----------|-----------|--------------------|-----------------------|
| | | | | | | | | | | | | 0:37.28 (0:30.57) | 1:08.49 (0:31.20) | 1:38.19 (0:29.70) | 2:09.18 (0:30.99) | | | | |
| 1 | 9 | SHEZALOVER | 51.23 | 0:29.66 | 03.79 | 07.18 | 14.20 | 1:01.98 | 1:00.70 | 0:59.70 | 0:07.45 [7] | 0:38.39 [7] | 1:09.43 [7] | 1:39.10 [9] | 2:09.14 | 2:01.68 | 2:00.83 | +17m | 2:09.14 |
| | | Jodi Quinlan | Lead | Q3 | | | 202m | 813m | 811m | 817m | | 107m | 407m | 407m | 404m | | | | |
| 2 | 7 | FLYIN TIME | 51.95 | 0:28.78 | 03.85 | 07.36 | 14.19 | 1:02.69 | 0:59.79 | 0:59.11 | 0:07.39 [6] | 0:39.07 [10] | 1:10.07 [11] | 1:38.85 [6] | 2:09.18 | 2:01.80 | 2:00.87 | +19m | 0.6m |
| | | Lisa Miles | Q3 | Q3 | | | 204m | 817m | 813m | 819m | | 104m | 410m | 407m | 406m | | | | |
| 3 | 6 | KYVALLEY JENNY | 52.88 | 0:29.63 | 03.76 | 07.05 | 13.31 | 1:01.88 | 1:00.77 | 1:00.53 | 0:07.00 [3] | 0:37.74 [4] | 1:08.87 [4] | 1:38.50 [3] | 2:09.40 | 2:02.41 | 2:01.08 | +13m | 3.55m |
| | | John Caldwell | Lead | Q3 | | | 202m | 816m | 811m | 815m | | 104m | 408m | 407m | 404m | | | | |
| 4 | 11 | KALARNEY PRINCE | 50.22 | 0:29.71 | 03.86 | 07.36 | 14.87 | 1:01.79 | 1:00.69 | 1:00.08 | 0:07.67 [10] | 0:38.49 [8] | 1:09.47 [8] | 1:39.18 [10] | 2:09.55 | 2:01.87 | 2:01.22 | +10m | 5.54m |
| | | Daryl Douglas | Lead | Q3 | | | 203m | 807m | 809m | 815m | | 107m | 405m | 403m | 406m | | | | |
| 5 | 2 | ALLWATFUNJINGLES | 51.26 | 0:29.65 | 03.81 | 07.19 | 13.61 | 1:02.00 | 1:00.74 | 1:00.59 | 0:07.15 [5] | 0:38.07 [6] | 1:09.17 [6] | 1:38.82 [5] | 2:09.76 | 2:02.59 | 2:01.41 | +11m | 8.29m |
| | | Blake Pace | Q1 | Q3 | | | 202m | 815m | 811m | 813m | | 104m | 407m | 407m | 404m | | | | |
| 6 | 10 | LOW LIE THE FIELDS | 50.76 | 0:29.56 | 03.86 | 07.34 | 14.55 | 1:02.10 | 1:00.56 | 1:00.30 | 0:07.69 [9] | 0:38.77 [9] | 1:09.79 [9] | 1:39.36 [11] | 2:10.10 | 2:02.40 | 2:01.73 | +21m | 12.9m |
| | | Brent Murphy | Q1 | Q3 | | | 203m | 814m | 812m | 820m | | 107m | 407m | 407m | 405m | | | | |
| 7 | 8 | AT THE DISTANCE | 51.55 | 0:29.75 | 03.82 | 07.17 | 14.15 | 1:01.67 | 1:00.90 | 1:01.01 | 0:07.53 [8] | 0:38.06 [5] | 1:09.20 [5] | 1:38.95 [8] | 2:10.21 | 2:02.68 | 2:01.82 | +6m | 14.28m |
| | | Chris Alford | Lead | Q3 | | | 201m | 807m | 807m | 810m | | 108m | 404m | 402m | 405m | | | | |

Note: Timing is based on positional data.

[] Indicates rank at the end of each section

--:-- No data available for this section

N/A Information not available

Melton-Professional-2026-05-29

Race 1: MIMOSA HOMES TROT - 1720m

29 May 2026 - 6:01PM



HARNESS RACING VICTORIA

| RANK | TAB | Horse/Driver | Top Speed (Km/h) | Fastest Section | First 50m | First 100m | First 200m | First Half | Middle Half | Last Half | Lead Time | 1st Quarter | 2nd Quarter | 3rd Quarter | 4th Quarter | Last Mile | Mile Rate | Distance Travelled | Gross Time/Margin |
|------|-----|------------------|------------------|-----------------|-----------|------------|------------|------------|-------------|-----------|--------------|--------------|--------------|-------------|-------------|-----------|-----------|--------------------|-------------------|
| 8 | 5 | FLING IT RAINBOW | 54.50 | 0:29.67 | 03.71 | 06.88 | 13.00 | 1:01.79 | 1:00.80 | 1:01.71 | 0:06.71 [1] | 0:37.37 [2] | 1:08.50 [2] | 1:38.16 [2] | 2:10.21 | 2:03.50 | 2:01.83 | +11m | 14.4m |
| | | Michael Bellman | Lead | Q3 | | | 203m | 816m | 811m | 812m | 104m | 409m | 408m | 404m | 409m | | | | |
| 9 | 3 | MASSIF CENTRAL | 53.96 | 0:29.70 | 03.71 | 06.92 | 13.02 | 1:01.65 | 1:00.90 | 1:01.88 | 0:06.84 [2] | 0:37.28 [1] | 1:08.49 [1] | 1:38.19 [1] | 2:10.38 | 2:03.53 | 2:01.99 | +1m | 16.68m |
| | | Tristan Larsen | Q1 | Q3 | | | 201m | 807m | 809m | 812m | 104m | 404m | 403m | 406m | 406m | | | | |
| 10 | 1 | MAGIC LAW | 52.13 | 0:29.77 | 03.79 | 07.11 | 13.42 | 1:01.74 | 1:00.96 | 1:01.66 | 0:07.06 [4] | 0:37.61 [3] | 1:08.79 [3] | 1:38.56 [4] | 2:10.46 | 2:03.40 | 2:02.07 | -3m | 17.74m |
| | | Shane Taylor | Lead | Q3 | | | 200m | 805m | 805m | 808m | 104m | 403m | 402m | 403m | 406m | | | | |
| 11 | 12 | RYMES | 52.99 | 0:28.91 | 03.84 | 07.33 | 14.97 | 1:02.16 | 0:59.47 | 1:03.40 | 0:07.79 [11] | 0:39.38 [11] | 1:09.95 [10] | 1:38.87 [7] | 2:13.36 | 2:05.56 | 2:04.78 | +36m | 56.65m |
| | | Jason Hackett | Q3 | Q3 | | | 204m | 820m | 818m | 827m | 109m | 409m | 411m | 408m | 419m | | | | |

Scratched: DREAMS OF LOVE (4)

Note: Timing is based on positional data.

[] Indicates rank at the end of each section

-:--:- No data available for this section

N/A Information not available

Melton-Professional-2026-05-29

Race 2: APG TROT - 2240m

29 May 2026 - 6:33PM



HARNESS RACING VICTORIA

| RANK | TAB | Horse/ Driver | Top Speed (Km/h) | Fastest Section | First 50m | First 100m | First 200m | First Half | Middle Half | Last Half | Lead Time 0:46.55 | 1st Quarter | 2nd Quarter | 3rd Quarter | 4th Quarter | Last Mile | Mile Rate | Distance Travelled | Gross Time/ Margin |
|------|-----|------------------|---------------------|-----------------|-----------|------------|------------|------------|-------------|-----------|----------------------|----------------------|----------------------|----------------------|----------------------|-----------|-----------|--------------------|-----------------------|
| | | | | | | | | | | | | 1:16.56 (0:30.01) | 1:47.26 (0:30.70) | 2:17.40 (0:30.14) | 2:47.54 (0:30.14) | | | | |
| 1 | 11 | COLTRANE | 51.62 | 0:29.40 | 04.09 | 07.67 | 15.19 | 0:59.97 | 0:59.05 | 0:59.28 | 0:48.28 [9] | 1:18.59 [9] | 1:48.24 [5] | 2:17.64 [2] | 2:47.54 | 1:59.26 | 2:00.37 | +28m | 2:47.54 |
| | | James Herbertson | Q2 | Q3 | | | 204m | 815m | 811m | 812m | 641m | 408m | 407m | 404m | 408m | | | | |
| 2 | 1 | SPANISH RIZARDO | 50.36 | 0:29.95 | 03.96 | 07.40 | 14.15 | 1:00.64 | 1:00.88 | 1:00.22 | 0:47.35 [5] | 1:17.30 [4] | 1:47.99 [4] | 2:18.18 [6] | 2:48.22 | 2:00.86 | 2:00.86 | +14m | 9.08m |
| | | Taylor Youl | Q4 | Q1 | | | 203m | 807m | 810m | 813m | 634m | 404m | 403m | 407m | 406m | | | | |
| 3 | 10 | KENNYSON | 52.13 | 0:30.02 | 03.94 | 07.27 | 14.19 | 1:00.72 | 1:00.84 | 1:01.04 | 0:46.55 [1] | 1:16.56 [1] | 1:47.26 [1] | 2:17.40 [1] | 2:48.30 | 2:01.76 | 2:00.91 | +22m | 10.14m |
| | | Chris Alford | Lead | Q1 | | | 206m | 806m | 809m | 812m | 644m | 403m | 403m | 406m | 406m | | | | |
| 4 | 3 | VOLSTEDSDELIGHT | 52.92 | 0:29.98 | 03.84 | 07.12 | 13.82 | 1:00.67 | 1:00.89 | 1:00.84 | 0:46.98 [3] | 1:16.96 [2] | 1:47.64 [2] | 2:17.84 [3] | 2:48.49 | 2:01.51 | 2:01.05 | +11m | 12.71m |
| | | John Caldow | Lead | Q1 | | | 204m | 806m | 809m | 812m | 634m | 403m | 403m | 406m | 406m | | | | |
| 5 | 7 | STEADY DREAM | 50.15 | 0:29.95 | 04.11 | 07.80 | 15.35 | 1:00.34 | 1:00.37 | 0:59.97 | 0:48.51 [10] | 1:18.46 [8] | 1:48.85 [8] | 2:18.84 [8] | 2:48.83 | 2:00.31 | 2:01.29 | +20m | 17.19m |
| | | Craig Demmler | Q2 | Q1 | | | 208m | 806m | 808m | 813m | 642m | 403m | 403m | 405m | 408m | | | | |
| 6 | 8 | AHUNDREDPLUS | 50.18 | 0:29.95 | 03.95 | 07.42 | 14.54 | 1:00.61 | 1:00.83 | 1:00.62 | 0:47.66 [6] | 1:17.61 [5] | 1:48.27 [6] | 2:18.44 [7] | 2:48.90 | 2:01.23 | 2:01.34 | +21m | 18.2m |
| | | Jackie Barker | Q4 | Q1 | | | 203m | 806m | 809m | 817m | 637m | 404m | 403m | 406m | 411m | | | | |
| 7 | 4 | VOLDAGHA | 51.70 | 0:29.12 | 04.03 | 07.61 | 15.20 | 1:00.45 | 0:59.24 | 1:00.40 | 0:48.52 [11] | 1:18.84 [10] | 1:48.96 [9] | 2:18.08 [5] | 2:49.37 | 2:00.85 | 2:01.68 | +34m | 24.45m |
| | | Liam Older | Q2 | Q3 | | | 206m | 818m | 816m | 817m | 639m | 409m | 409m | 407m | 411m | | | | |

Note: Timing is based on positional data.

[] Indicates rank at the end of each section

--:-- No data available for this section

N/A Information not available

Melton-Professional-2026-05-29

Race 2: APG TROT - 2240m

29 May 2026 - 6:33PM



HARNESS RACING VICTORIA

| RANK | TAB | Horse/ Driver | Top Speed (Km/h) | Fastest Section | First 50m | First 100m | First 200m | First Half | Middle Half | Last Half | Lead Time | 1st Quarter | 2nd Quarter | 3rd Quarter | 4th Quarter | Last Mile | Mile Rate | Distance Travelled | Gross Time/ Margin |
|------|-----|------------------|------------------|-----------------|-----------|------------|------------|------------|-------------|-----------|-------------|--------------|----------------------|----------------------|----------------------|-----------|-----------|--------------------|-----------------------|
| | | | | | | | | | | | | 0:46.55 | 1:16.56 (0:30.01) | 1:47.26 (0:30.70) | 2:17.40 (0:30.14) | | | | |
| 8 | 6 | NUCLEAR ATTITUDE | 50.18 | 0:29.54 | 04.09 | 07.78 | 15.33 | 1:00.47 | 1:00.13 | 1:00.97 | 0:48.03 [8] | 1:17.91 [6] | 1:48.49 [7] | 2:18.03 [4] | 2:49.46 | 2:01.44 | 2:01.75 | +19m | 25.72m |
| | | Ginger Gleeson | Q3 | Q3 | | | 205m | 810m | 809m | 812m | 637m | (0:29.88) | (0:30.59) | (0:29.54) | (0:31.43) | | | | |
| | | | | | | | 205m | 810m | 809m | 812m | 637m | 405m | 405m | 404m | 408m | | | | |
| 9 | 2 | LILLYS TIGER | 50.65 | 0:30.00 | 03.99 | 07.49 | 14.44 | 1:01.91 | 1:00.18 | 1:03.89 | 0:47.26 [4] | 1:19.17 [11] | 1:49.17 [11] | 2:19.35 [10] | 2:53.07 | 2:05.80 | 2:04.34 | +29m | 74.08m |
| | | Ross Graham | Q2 | Q2 | | | 204m | 819m | 810m | 814m | 635m | (0:31.91) | (0:30.00) | (0:30.18) | (0:33.71) | | | | |
| | | | | | | | 204m | 819m | 810m | 814m | 635m | 414m | 405m | 406m | 409m | | | | |
| 10 | 5 | JUNGLE SPIDER | 52.31 | 0:30.17 | 03.89 | 07.21 | 13.92 | 1:00.98 | 1:01.99 | 1:06.07 | 0:46.75 [2] | 1:16.92 [3] | 1:47.73 [3] | 2:18.90 [9] | 2:53.80 | 2:07.05 | 2:04.87 | +20m | 83.94m |
| | | Robert Young | Lead | Q1 | | | 205m | 815m | 810m | 809m | 637m | (0:30.17) | (0:30.81) | (0:31.18) | (0:34.89) | | | | |
| | | | | | | | 205m | 815m | 810m | 809m | 637m | 408m | 407m | 403m | 405m | | | | |
| 11 | 9 | BAT OUT OF HILL | 49.57 | 0:30.31 | 03.96 | 07.49 | 14.73 | 1:01.17 | 1:03.51 | 1:05.70 | 0:47.91 [7] | 1:18.22 [7] | 1:49.08 [10] | 2:21.73 [11] | 2:54.79 | 2:06.87 | 2:05.58 | +25m | 97.23m |
| | | Tommy Hill | Lead | Q1 | | | 205m | 815m | 811m | 810m | 640m | (0:30.31) | (0:30.86) | (0:32.65) | (0:33.05) | | | | |
| | | | | | | | 205m | 815m | 811m | 810m | 640m | 408m | 407m | 404m | 406m | | | | |

Note: Timing is based on positional data.

[] Indicates rank at the end of each section

-:-:- No data available for this section

N/A Information not available

Melton-Professional-2026-05-29

Race 3: MELTON CITY COUNCIL PACE - 2240m

29 May 2026 - 7:00PM



HARNESS RACING VICTORIA


| RANK | TAB | Horse/ Driver | Top Speed (Km/h) | Fastest Section | First 50m | First 100m | First 200m | First Half | Middle Half | Last Half | Lead Time 0:43.49 | 1st Quarter | 2nd Quarter | 3rd Quarter | 4th Quarter | Last Mile | Mile Rate | Distance Travelled | Gross Time/ Margin |
|------|-----|-------------------|---------------------|-----------------|-----------|------------|------------|------------|-------------|-----------|----------------------|----------------------|----------------------|----------------------|----------------------|-----------|-----------|--------------------|-----------------------|
| | | | | | | | | | | | | 1:14.72 (0:31.23) | 1:46.08 (0:31.36) | 2:15.10 (0:29.02) | 2:44.80 (0:29.70) | | | | |
| 1 | 2 | TALKBABYTALK | 53.53 | 0:28.91 | 03.71 | 06.95 | 13.37 | 1:02.62 | 1:00.32 | 0:58.47 | 0:43.69 [3] | 1:14.91 [2] | 1:46.31 [2] | 2:15.23 [2] | 2:44.80 | 2:01.09 | 1:58.40 | +27m | 2:44.80 |
| | | Jackie Barker | Lead | Q3 | | | 204m | 816m | 813m | 815m | 637m | 408m | 408m | 405m | 410m | | | | |
| 2 | 5 | CAPTAINS RUSH | 55.37 | 0:29.03 | 03.70 | 06.86 | 13.18 | 1:02.56 | 1:00.38 | 0:58.78 | 0:43.49 [1] | 1:14.72 [1] | 1:46.08 [1] | 2:15.10 [1] | 2:44.86 | 2:01.36 | 1:58.44 | +13m | 0.79m |
| | | David Miles | Lead | Q3 | | | 207m | 805m | 805m | 810m | 638m | 403m | 402m | 403m | 407m | | | | |
| 3 | 8 | HILTONS SPIRIT | 53.86 | 0:28.88 | 03.84 | 07.08 | 13.67 | 1:02.48 | 1:00.25 | 0:58.26 | 0:44.15 [5] | 1:15.26 [4] | 1:46.63 [4] | 2:15.51 [3] | 2:44.89 | 2:00.74 | 1:58.46 | +33m | 1.18m |
| | | Adrian Pace | Lead | Q3 | | | 204m | 817m | 814m | 816m | 640m | 409m | 409m | 406m | 410m | | | | |
| 4 | 10 | KITZBUHEL DELIGHT | 53.06 | 0:28.59 | 03.91 | 07.35 | 14.33 | 1:02.44 | 0:59.79 | 0:57.64 | 0:44.81 [7] | 1:16.04 [8] | 1:47.24 [7] | 2:15.83 [6] | 2:44.89 | 2:00.08 | 1:58.47 | +27m | 1.25m |
| | | Kate Gath | Q3 | Q3 | | | 205m | 817m | 812m | 808m | 641m | 409m | 408m | 404m | 404m | | | | |
| 5 | 7 | MY MARIONETTE | 54.29 | 0:28.51 | 03.98 | 07.49 | 14.56 | 1:02.21 | 0:59.66 | 0:57.95 | 0:45.32 [9] | 1:16.39 [9] | 1:47.55 [10] | 2:16.05 [7] | 2:45.49 | 2:00.16 | 1:58.89 | +39m | 9.25m |
| | | John Caldw | Q3 | Q3 | | | 206m | 817m | 816m | 821m | 641m | 409m | 409m | 407m | 414m | | | | |
| 6 | 4 | BOUNCED | 53.89 | 0:29.18 | 03.87 | 07.24 | 14.18 | 1:02.17 | 1:00.69 | 0:58.43 | 0:45.07 [8] | 1:15.80 [7] | 1:47.25 [8] | 2:16.50 [8] | 2:45.68 | 2:00.60 | 1:59.03 | +17m | 11.88m |
| | | Michael Bellman | Q3 | Q4 | | | 207m | 806m | 805m | 810m | 640m | 404m | 402m | 403m | 408m | | | | |
| 7 | 9 | AMERICAN GUY | 53.24 | 0:28.87 | 03.86 | 07.15 | 14.01 | 1:02.43 | 1:00.12 | 0:58.84 | 0:44.52 [6] | 1:15.69 [6] | 1:46.94 [6] | 2:15.81 [5] | 2:45.79 | 2:01.27 | 1:59.11 | +34m | 13.28m |
| | | Chris Alford | Lead | Q3 | | | 205m | 816m | 814m | 817m | 641m | 408m | 408m | 406m | 411m | | | | |

Note: Timing is based on positional data.

[] Indicates rank at the end of each section

--:-- No data available for this section

N/A Information not available



HARNESS RACING VICTORIA

Melton-Professional-2026-05-29

Race 3: MELTON CITY COUNCIL PACE - 2240m

29 May 2026 - 7:00PM



| RANK | TAB | Horse/ Driver | Top Speed (Km/h) | Fastest Section | First 50m | First 100m | First 200m | First Half | Middle Half | Last Half | Lead Time | 1st Quarter | 2nd Quarter | 3rd Quarter | 4th Quarter | Last Mile | Mile Rate | Distance Travelled | Gross Time/ Margin |
|------|-----|------------------|------------------|-----------------|-----------|------------|------------|------------|-------------|-----------|--------------|--------------|----------------------|----------------------|----------------------|-----------|-----------|--------------------|-----------------------|
| | | | | | | | | | | | | 0:43.49 | 1:14.72 (0:31.23) | 1:46.08 (0:31.36) | 2:15.10 (0:29.02) | | | | |
| 8 | 3 | ARZALI ROCKSTAR | 54.40 | 0:29.13 | 03.73 | 06.92 | 13.54 | 1:02.82 | 1:00.47 | 0:59.99 | 0:43.56 [2] | 1:15.05 [3] | 1:46.39 [3] | 2:15.51 [4] | 2:46.38 | 2:02.81 | 1:59.54 | +20m | 21.24m |
| | | Ryan Sanderson | Lead | Q3 | | | 205m | 811m | 808m | 809m | 640m | 407m | 405m | 403m | 406m | | | | |
| 9 | 6 | GIDGETT KAY | 53.24 | 0:29.21 | 03.86 | 07.24 | 14.40 | 1:01.86 | 1:00.09 | 1:00.05 | 0:45.67 [10] | 1:16.66 [10] | 1:47.53 [9] | 2:16.74 [9] | 2:47.57 | 2:01.91 | 2:00.40 | +29m | 37.28m |
| | | James Herbertson | Lead | Q3 | | | 209m | 812m | 810m | 812m | 645m | 408m | 404m | 405m | 407m | | | | |
| 10 | 1 | ROBUST SALLY | 53.53 | 0:31.39 | 03.79 | 07.03 | 13.42 | 1:02.88 | 1:04.25 | 1:10.76 | 0:43.95 [4] | 1:15.34 [5] | 1:46.83 [5] | 2:19.59 [10] | 2:57.59 | 2:13.64 | 2:07.59 | +10m | 171.59m |
| | | Scott Ewen | Lead | Q1 | | | 203m | 806m | 806m | 811m | 633m | 404m | 402m | 404m | 407m | | | | |

Note: Timing is based on positional data.

[] Indicates rank at the end of each section

--:--:-- No data available for this section

N/A Information not available

Melton-Professional-2026-05-29

Race 4: SHARPS BAKERY 3YO MAIDEN PACE - 1720m

29 May 2026 - 7:34PM



HARNESS RACING VICTORIA

| RANK | TAB | Horse/ Driver | Top Speed (Km/h) | Fastest Section | First 50m | First 100m | First 200m | First Half | Middle Half | Last Half | Lead Time | 1st Quarter | 2nd Quarter | 3rd Quarter | 4th Quarter | Last Mile | Mile Rate | Distance Travelled | Gross Time/ Margin |
|------|-----|------------------|------------------|-----------------|-----------|------------|------------|------------|-------------|-----------|--------------|----------------------|----------------------|----------------------|----------------------|-----------|-----------|--------------------|-----------------------|
| | | | | | | | | | | | | 0:36.38 (0:29.62) | 1:07.86 (0:31.48) | 1:36.77 (0:28.91) | 2:04.82 (0:28.05) | | | | |
| 1 | 5 | MATRIARCH DAISY | 55.76 | 0:28.01 | 03.66 | 06.78 | 12.88 | 1:01.11 | 1:00.39 | 0:56.92 | 0:06.76 [1] | 0:36.38 [1] | 1:07.86 [1] | 1:36.77 [1] | 2:04.79 | 1:58.03 | 1:56.76 | +6m | 2:04.79 |
| | | Ryan Sanderson | Lead | Q4 | | | 203m | 809m | 808m | 811m | | 107m | 406m | 403m | 405m | | | | |
| 2 | 2 | SWEETHEART DIOR | 55.30 | 0:27.72 | 03.66 | 06.84 | 13.08 | 1:01.36 | 1:00.34 | 0:56.59 | 0:06.86 [2] | 0:36.75 [2] | 1:08.22 [3] | 1:37.09 [3] | 2:04.82 | 1:57.95 | 1:56.78 | +1m | 0.38m |
| | | James Herbertson | Q4 | Q4 | | | 201m | 805m | 807m | 810m | | 107m | 402m | 402m | 405m | | | | |
| 3 | 8 | BETTOR PUNTER NZ | 53.75 | 0:28.43 | 03.82 | 07.11 | 14.01 | 1:01.34 | 0:59.25 | 0:56.89 | 0:07.39 [8] | 0:37.94 [8] | 1:08.73 [6] | 1:37.19 [4] | 2:05.62 | 1:58.23 | 1:57.53 | +26m | 11.13m |
| | | Adrian Pace | Q4 | Q4 | | | 203m | 816m | 815m | 818m | | 111m | 408m | 408m | 407m | | | | |
| 4 | 1 | TRICODE | 54.94 | 0:28.01 | 03.81 | 07.08 | 13.52 | 1:01.69 | 1:00.22 | 0:56.84 | 0:07.10 [5] | 0:37.40 [5] | 1:08.79 [7] | 1:37.63 [8] | 2:05.65 | 1:58.53 | 1:57.56 | +1m | 11.55m |
| | | Kerryn Manning | Q4 | Q4 | | | 202m | 807m | 806m | 807m | | 107m | 403m | 404m | 401m | | | | |
| 5 | 7 | SHES NANCY | 54.65 | 0:28.31 | 03.69 | 06.89 | 13.08 | 1:01.62 | 1:00.27 | 0:57.16 | 0:06.86 [3] | 0:37.06 [3] | 1:08.49 [5] | 1:37.34 [6] | 2:05.66 | 1:58.78 | 1:57.57 | +10m | 11.73m |
| | | Lochie Cook | Q1 | Q4 | | | 205m | 813m | 809m | 811m | | 107m | 409m | 404m | 404m | | | | |
| 6 | 9 | SEW HOPEFULL | 54.32 | 0:28.70 | 03.73 | 06.92 | 13.74 | 1:01.21 | 0:59.61 | 0:57.55 | 0:07.24 [6] | 0:37.69 [6] | 1:08.45 [4] | 1:37.30 [5] | 2:06.01 | 1:58.76 | 1:57.90 | +20m | 16.38m |
| | | Leilani Justice | Lead | Q4 | | | 203m | 816m | 813m | 813m | | 111m | 408m | 408m | 405m | | | | |
| 7 | 10 | ALL DONE TARA | 53.60 | 0:28.32 | 03.89 | 07.24 | 14.20 | 1:01.39 | 1:00.18 | 0:57.15 | 0:07.76 [10] | 0:37.80 [7] | 1:09.15 [8] | 1:37.99 [10] | 2:06.31 | 1:58.54 | 1:58.18 | +9m | 20.4m |
| | | Ross Payne | Q4 | Q4 | | | 202m | 806m | 807m | 810m | | 113m | 403m | 402m | 404m | | | | |

Note: Timing is based on positional data.

[] Indicates rank at the end of each section


--:-- No data available for this section

N/A Information not available

Melton-Professional-2026-05-29

Race 4: SHARPS BAKERY 3YO MAIDEN PACE - 1720m

29 May 2026 - 7:34PM



HARNESS RACING VICTORIA

| RANK | TAB | Horse/Driver | Top Speed (Km/h) | Fastest Section | First 50m | First 100m | First 200m | First Half | Middle Half | Last Half | Lead Time | 1st Quarter | 2nd Quarter | 3rd Quarter | 4th Quarter | Last Mile | Mile Rate | Distance Travelled | Gross Time/Margin |
|------|-----|-------------------|------------------|-----------------|-----------|------------|------------|------------|-------------|-----------|--------------|----------------------|----------------------|----------------------|----------------------|-----------|-----------|--------------------|-------------------|
| | | | | | | | | | | | | 0:36.38 (0:29.62) | 1:07.86 (0:31.48) | 1:36.77 (0:28.91) | 2:04.82 (0:28.05) | | | | |
| 8 | 11 | TAKAO | 53.03 | 0:28.38 | 03.96 | 07.43 | 14.61 | 1:01.14 | 0:59.08 | 0:57.39 | 0:07.94 [12] | 0:38.38 [9] | 1:09.09 [9] | 1:37.46 [7] | 2:06.47 | 1:58.53 | 1:58.33 | +31m | 22.58m |
| | | Christopher Shinn | Q3 | Q3 | | | 203m | 817m | 816m | 820m | 114m | 408m | 409m | 407m | 413m | | | | |
| 9 | 4 | VILLAVOS | 53.14 | 0:28.25 | 03.93 | 07.38 | 14.42 | 1:02.03 | 0:58.86 | 0:57.65 | 0:07.45 [9] | 0:38.87 [10] | 1:09.48 [10] | 1:37.73 [9] | 2:07.14 | 1:59.68 | 1:58.95 | +26m | 31.53m |
| | | Chris Alford | Q3 | Q3 | | | 207m | 823m | 814m | 816m | 107m | 414m | 409m | 405m | 410m | | | | |
| 10 | 12 | COGNAC COWBOY | 53.53 | 0:28.46 | 03.89 | 07.36 | 14.89 | 1:01.71 | 0:59.06 | 0:57.72 | 0:07.85 [11] | 0:38.96 [11] | 1:09.56 [11] | 1:38.02 [11] | 2:07.28 | 1:59.43 | 1:59.10 | +30m | 33.61m |
| | | John Caldwell | Q3 | Q3 | | | 209m | 818m | 810m | 819m | 112m | 414m | 405m | 405m | 414m | | | | |
| 11 | 6 | IM STARVING | 54.14 | 0:28.87 | 03.70 | 06.91 | 13.22 | 1:01.23 | 0:59.63 | 0:59.95 | 0:06.82 [4] | 0:37.28 [4] | 1:08.05 [2] | 1:36.93 [2] | 2:08.01 | 2:01.18 | 1:59.77 | +15m | 43.2m |
| | | Josh Duggan | Lead | Q3 | | | 204m | 817m | 813m | 813m | 107m | 409m | 408m | 405m | 408m | | | | |
| 12 | 3 | NOVA STORM | 51.84 | 0:31.88 | 03.83 | 07.17 | 14.48 | 1:08.82 | 1:04.56 | 1:04.31 | 0:07.12 [7] | 0:43.25 [12] | 1:15.95 [12] | 1:47.82 [12] | 2:20.26 | 2:13.13 | 2:11.23 | +13m | 207.51m |
| | | Liam Older | Lead | Q3 | | | 206m | 815m | 809m | 811m | 107m | 409m | 406m | 404m | 408m | | | | |

Note: Timing is based on positional data.

[] Indicates rank at the end of each section

--:--:-- No data available for this section

N/A Information not available

Melton-Professional-2026-05-29

Race 5: LAMAROS HOTEL PACE - 2240m

29 May 2026 - 8:04PM



HARNESS RACING VICTORIA


| RANK | TAB | Horse/ Driver | Top Speed (Km/h) | Fastest Section | First 50m | First 100m | First 200m | First Half | Middle Half | Last Half | Lead Time 0:46.53 | 1st Quarter | 2nd Quarter | 3rd Quarter | 4th Quarter | Last Mile | Mile Rate | Distance Travelled | Gross Time/ Margin |
|------|-----|------------------|---------------------|--------------------|--------------|---------------|---------------|---------------|----------------|--------------|-------------------------|----------------------|----------------------|----------------------|----------------------|--------------|--------------|-----------------------|--------------------------|
| | | | | | | | | | | | | 1:18.46 (0:31.93) | 1:49.56 (0:31.10) | 2:18.53 (0:28.97) | 2:47.77 (0:29.24) | | | | |
| 1 | 2 | CALEDONIAN TERRA | 52.78 | 0:28.68 | 03.94 | 07.43 | 14.22 | 1:02.59 | 0:59.49 | 0:57.72 | 0:47.47 [5] | 1:19.24 [5] | 1:50.05 [4] | 2:18.72 [2] | 2:47.77 | 2:00.31 | 2:00.53 | +30m | 2:47.77 |
| | | Hannah Lewis | Q3 | Q3 | | | 204m | 816m | 815m | 818m | | 637m | 408m | 408m | 407m | | | | |
| 2 | 9 | REALLY SMARTIE | 53.21 | 0:28.67 | 03.91 | 07.31 | 14.22 | 1:02.55 | 0:59.46 | 0:57.41 | 0:47.81 [7] | 1:19.56 [7] | 1:50.37 [6] | 2:19.04 [5] | 2:47.79 | 1:59.96 | 2:00.55 | +38m | 0.31m |
| | | Michael Bellman | Q3 | Q3 | | | 205m | 817m | 816m | 820m | | 641m | 409m | 408m | 407m | | | | |
| 3 | 3 | MY KGARI | 53.10 | 0:28.94 | 03.83 | 07.11 | 13.93 | 1:03.00 | 1:00.06 | 0:57.92 | 0:46.96 [2] | 1:18.88 [2] | 1:49.96 [3] | 2:18.93 [3] | 2:47.88 | 2:00.92 | 2:00.61 | +7m | 1.53m |
| | | Chris Alford | Lead | Q4 | | | 202m | 806m | 807m | 809m | | 632m | 404m | 403m | 405m | | | | |
| 4 | 4 | OUR TRUE COLOURS | 53.60 | 0:28.97 | 03.84 | 07.10 | 13.53 | 1:03.03 | 1:00.07 | 0:58.51 | 0:46.53 [1] | 1:18.46 [1] | 1:49.56 [1] | 2:18.53 [1] | 2:48.07 | 2:01.54 | 2:00.75 | +10m | 4.05m |
| | | John Caldwell | Lead | Q3 | | | 203m | 806m | 806m | 810m | | 634m | 403m | 402m | 403m | | | | |
| 5 | 6 | WOODLEA DIEGO NZ | 53.46 | 0:28.51 | 03.97 | 07.49 | 14.71 | 1:02.54 | 0:59.28 | 0:57.47 | 0:48.08 [8] | 1:19.84 [9] | 1:50.61 [8] | 2:19.12 [6] | 2:48.08 | 2:00.01 | 2:00.75 | +26m | 4.14m |
| | | James Herbertson | Q3 | Q3 | | | 206m | 817m | 812m | 811m | | 639m | 408m | 408m | 404m | | | | |
| 6 | 8 | MISTER FONZI | 52.96 | 0:28.83 | 03.89 | 07.32 | 14.45 | 1:02.78 | 0:59.85 | 0:58.38 | 0:47.70 [6] | 1:19.46 [6] | 1:50.48 [7] | 2:19.31 [7] | 2:48.87 | 2:01.16 | 2:01.32 | +19m | 14.75m |
| | | Darren Pace | Q3 | Q3 | | | 202m | 806m | 807m | 817m | | 636m | 404m | 402m | 404m | | | | |
| 7 | 1 | CINQUANTA | 50.65 | 0:29.32 | 03.89 | 07.32 | 14.28 | 1:02.81 | 1:00.35 | 0:58.85 | 0:47.47 [4] | 1:19.26 [4] | 1:50.28 [5] | 2:19.62 [8] | 2:49.16 | 2:01.66 | 2:01.53 | +10m | 18.68m |
| | | Daryl Douglas | Q3 | Q3 | | | 202m | 806m | 807m | 810m | | 634m | 404m | 403m | 405m | | | | |

Note: Timing is based on positional data.

[] Indicates rank at the end of each section

--:-- No data available for this section

N/A Information not available



Melton-Professional-2026-05-29

Race 5: LAMAROS HOTEL PACE - 2240m

29 May 2026 - 8:04PM



HARNESS RACING VICTORIA

| RANK | TAB | Horse/ Driver | Top Speed (Km/h) | Fastest Section | First 50m | First 100m | First 200m | First Half | Middle Half | Last Half | Lead Time | 1st Quarter | 2nd Quarter | 3rd Quarter | 4th Quarter | Last Mile | Mile Rate | Distance Travelled | Gross Time/ Margin |
|------|-----|------------------|------------------|-----------------|--------------|--------------|--------------|----------------|-------------|-----------|-------------|--------------------|----------------------|----------------------|----------------------|-----------|-----------|--------------------|-----------------------|
| | | | | | | | | | | | | 0:46.53 | 1:18.46 (0:31.93) | 1:49.56 (0:31.10) | 2:18.53 (0:28.97) | | | | |
| 8 | 7 | AVEIRO | 52.20 | 0:29.03 | 04.00 | 07.59 | 14.90 | 1:02.41 | 1:00.07 | 0:58.28 | 0:48.48 [9] | 1:19.85 [8] | 1:50.89 [9] | 2:19.92 [9] | 2:49.19 | 2:00.70 | 2:01.55 | +19m | 19.0m |
| | | Lauren White | Q3 | Q3 | | | 206m | 806m | 807m | 814m | 639m | 404m | 403m | 405m | 409m | | | | |
| 9 | 5 | PICKLE IT | 52.34 | 0:29.11 | 03.84 | 07.18 | 13.82 | 1:02.61 | 0:59.94 | 0:59.71 | 0:47.18 [3] | 1:18.96 [3] | 1:49.79 [2] | 2:18.91 [4] | 2:49.51 | 2:02.32 | 2:01.78 | +25m | 23.36m |
| | | Jodi Quinlan | Lead | Q3 | | | 205m | 815m | 812m | 813m | 637m | 408m | 407m | 404m | 409m | | | | |

Note: Timing is based on positional data.

[] Indicates rank at the end of each section

--:-- No data available for this section

N/A Information not available



HARNESS RACING VICTORIA

Melton-Professional-2026-05-29

Race 6: FORTY WINKS MELTON PACE - 2240m

29 May 2026 - 8:33PM




| RANK | TAB | Horse/ Driver | Top Speed (Km/h) | Fastest Section | First 50m | First 100m | First 200m | First Half | Middle Half | Last Half | Lead Time 0:44.70 | 1st Quarter | 2nd Quarter | 3rd Quarter | 4th Quarter | Last Mile | Mile Rate | Distance Travelled | Gross Time/ Margin |
|------|-----|--------------------------|---------------------|-----------------|--------------|--------------|--------------|------------|----------------|-----------|----------------------|----------------------|----------------------|----------------------|----------------------|-----------|-----------|--------------------|-----------------------|
| | | | | | | | | | | | | 1:14.03 (0:29.33) | 1:43.85 (0:29.82) | 2:11.67 (0:27.82) | 2:40.41 (0:28.74) | | | | |
| 1 | 5 | ODIN | 57.96 | 0:27.82 | 03.56 | 06.57 | 12.33 | 0:59.15 | 0:57.64 | 0:56.56 | 0:44.70 [1] | 1:14.03 [1] | 1:43.85 [1] | 2:11.67 [1] | 2:40.41 | 1:55.71 | 1:55.24 | -10m | 2:40.41 |
| | | James Herbertson | Lead | Q3 | | | 203m | 806m | 806m | 810m | 614m | 403m | 402m | 404m | 406m | | | | |
| 2 | 8 | SEA FURY NZ | 54.07 | 0:28.00 | 03.72 | 06.94 | 13.60 | 0:59.28 | 0:57.79 | 0:57.23 | 0:45.23 [4] | 1:14.71 [5] | 1:44.50 [5] | 2:12.50 [4] | 2:41.73 | 1:56.51 | 1:56.19 | +21m | 17.7m |
| | | Liam Older | Lead | Q3 | | | 204m | 818m | 814m | 818m | 625m | 410m | 408m | 406m | 412m | | | | |
| 3 | 2 | HITTHEROADJACK NZ | 54.07 | 0:28.12 | 03.72 | 06.93 | 12.95 | 0:59.56 | 0:57.88 | 0:57.16 | 0:45.14 [3] | 1:14.96 [6] | 1:44.72 [6] | 2:12.84 [6] | 2:41.88 | 1:56.73 | 1:56.30 | -14m | 19.71m |
| | | Taylor Youl | Lead | Q3 | | | 203m | 805m | 806m | 806m | 616m | 402m | 402m | 404m | 402m | | | | |
| 4 | 4 | EMILY VINCENT | 52.60 | 0:28.12 | 03.79 | 07.10 | 13.57 | 0:59.01 | 0:57.96 | 0:57.47 | 0:45.39 [5] | 1:14.56 [4] | 1:44.40 [4] | 2:12.52 [5] | 2:41.88 | 1:56.48 | 1:56.30 | -8m | 19.78m |
| | | Lochie Cook | Q3 | Q3 | | | 205m | 806m | 806m | 810m | 617m | 403m | 402m | 404m | 407m | | | | |
| 5 | 7 | LUVA SCRAP | 54.11 | 0:27.91 | 03.75 | 07.08 | 13.51 | 0:59.11 | 0:57.31 | 0:56.80 | 0:46.05 [8] | 1:15.76 [8] | 1:45.16 [8] | 2:13.08 [8] | 2:41.97 | 1:55.91 | 1:56.36 | +25m | 20.93m |
| | | Jackie Barker | Q3 | Q3 | | | 208m | 817m | 815m | 819m | 629m | 409m | 408m | 407m | 412m | | | | |
| 6 | 1 | IM ALL BUSINESS | 55.37 | 0:28.01 | 03.65 | 06.80 | 12.65 | 0:59.14 | 0:57.84 | 0:58.33 | 0:44.99 [2] | 1:14.28 [2] | 1:44.12 [2] | 2:12.14 [2] | 2:42.46 | 1:57.47 | 1:56.72 | -11m | 27.55m |
| | | Daryl Douglas | Lead | Q3 | | | 203m | 805m | 806m | 809m | 614m | 403m | 402m | 403m | 406m | | | | |
| 7 | 3 | NANCYS BOY NZ | 56.45 | 0:28.15 | 03.70 | 06.85 | 12.64 | 0:59.28 | 0:57.59 | 0:59.00 | 0:45.48 [6] | 1:15.33 [7] | 1:44.77 [7] | 2:12.92 [7] | 2:43.77 | 1:58.28 | 1:57.66 | +11m | 45.11m |
| | | John Caldow | Lead | Q3 | | | 205m | 816m | 813m | 815m | 620m | 408m | 408m | 405m | 410m | | | | |

Note: Timing is based on positional data.

[] Indicates rank at the end of each section

-:--:- No data available for this section

N/A Information not available



HARNESS RACING VICTORIA

Melton-Professional-2026-05-29

Race 6: FORTY WINKS MELTON PACE - 2240m

29 May 2026 - 8:33PM



| RANK | TAB | Horse/ Driver | Top Speed (Km/h) | Fastest Section | First 50m | First 100m | First 200m | First Half | Middle Half | Last Half | Lead Time | 1st Quarter | 2nd Quarter | 3rd Quarter | 4th Quarter | Last Mile | Mile Rate | Distance Travelled | Gross Time/ Margin |
|------|-----|------------------|------------------|-----------------|-----------|------------|------------|------------|-------------|-----------|-------------|----------------------|----------------------|----------------------|----------------------|-----------|-----------|--------------------|-----------------------|
| | | | | | | | | | | | | 1:14.03 (0:29.33) | 1:43.85 (0:29.82) | 2:11.67 (0:27.82) | 2:40.41 (0:28.74) | | | | |
| 8 | 6 | THESTATESMAN | 53.53 | 0:28.09 | 03.79 | 07.13 | 13.91 | 0:58.61 | 0:57.73 | 1:00.51 | 0:45.45 [7] | 1:14.42 [3] | 1:44.06 [3] | 2:12.15 [3] | 2:44.57 | 1:59.12 | 1:58.24 | +21m | 56.02m |
| | | | Q3 | Q3 | | | | | | | | | | | | | | | |
| | | Chris Alford | | | | | 207m | 822m | 812m | 814m | 625m | 414m | 408m | 405m | 409m | | | | |

Note: Timing is based on positional data.

[] Indicates rank at the end of each section

--:-- No data available for this section

N/A Information not available

Melton-Professional-2026-05-29

Race 7: DYNAMIC PRINT GROUP PACE - 2240m

29 May 2026 - 9:02PM



HARNESS RACING VICTORIA


| RANK | TAB | Horse/ Driver | Top Speed (Km/h) | Fastest Section | First 50m | First 100m | First 200m | First Half | Middle Half | Last Half | Lead Time 0:46.30 | 1st Quarter | 2nd Quarter | 3rd Quarter | 4th Quarter | Last Mile | Mile Rate | Distance Travelled | Gross Time/ Margin |
|------|-----|-------------------|---------------------|-----------------|-----------|------------|------------|------------|-------------|-----------|----------------------|----------------------|----------------------|----------------------|----------------------|-----------|-----------|--------------------|-----------------------|
| | | | | | | | | | | | | 1:17.45 (0:31.15) | 1:46.95 (0:29.50) | 2:14.72 (0:27.77) | 2:43.35 (0:28.63) | | | | |
| 1 | 2 | OUR BELLA LUCIA | 53.14 | 0:27.77 | 03.87 | 07.19 | 13.70 | 1:00.64 | 0:57.27 | 0:56.15 | 0:46.56 [2] | 1:17.70 [2] | 1:47.19 [3] | 2:14.97 [3] | 2:43.35 | 1:56.79 | 1:57.36 | +8m | 2:43.35 |
| | | James Herbertson | Q4 | Q3 | | | 202m | 805m | 806m | 811m | 632m | 403m | 402m | 404m | 407m | | | | |
| 2 | 6 | SWEET IRISH LOCH | 54.72 | 0:27.30 | 04.10 | 07.57 | 14.11 | 1:00.46 | 0:56.61 | 0:55.80 | 0:47.23 [6] | 1:18.37 [6] | 1:47.68 [6] | 2:14.97 [4] | 2:43.48 | 1:56.26 | 1:57.45 | +32m | 1.74m |
| | | Blake Pace | Q3 | Q3 | | | 204m | 816m | 814m | 817m | 638m | 408m | 408m | 406m | 411m | | | | |
| 3 | 4 | SUMTHIN ELSE | 54.90 | 0:27.77 | 03.82 | 06.99 | 13.34 | 1:00.65 | 0:57.27 | 0:56.82 | 0:46.30 [1] | 1:17.45 [1] | 1:46.95 [1] | 2:14.72 [1] | 2:43.78 | 1:57.47 | 1:57.66 | +5m | 5.73m |
| | | David Miles | Lead | Q3 | | | 202m | 806m | 807m | 808m | 632m | 403m | 402m | 405m | 403m | | | | |
| 4 | 8 | OZZIE SUNSHINE | 52.96 | 0:27.78 | 03.91 | 07.23 | 13.79 | 1:00.56 | 0:57.26 | 0:57.65 | 0:46.84 [4] | 1:17.94 [4] | 1:47.42 [5] | 2:15.20 [5] | 2:45.07 | 1:58.23 | 1:58.59 | +12m | 23.09m |
| | | Taylor Youl | Q3 | Q3 | | | 202m | 805m | 807m | 810m | 637m | 403m | 402m | 404m | 406m | | | | |
| 5 | 5 | RAKAROMPA NZ | 53.42 | 0:27.69 | 03.87 | 07.18 | 13.61 | 1:00.50 | 0:57.02 | 0:58.10 | 0:46.57 [3] | 1:17.75 [3] | 1:47.08 [2] | 2:14.77 [2] | 2:45.19 | 1:58.60 | 1:58.68 | +27m | 24.69m |
| | | Darren Pace | Q3 | Q3 | | | 205m | 816m | 812m | 813m | 638m | 408m | 407m | 404m | 409m | | | | |
| 6 | 7 | LETS GO LORNA | 52.99 | 0:27.81 | 04.17 | 07.78 | 14.52 | 1:00.47 | 0:57.13 | 0:57.28 | 0:47.55 [7] | 1:18.70 [7] | 1:48.02 [7] | 2:15.83 [7] | 2:45.31 | 1:57.75 | 1:58.77 | +25m | 26.3m |
| | | Hannah Lewis | Q3 | Q3 | | | 205m | 817m | 813m | 809m | 639m | 409m | 408m | 405m | 404m | | | | |
| 7 | 3 | MY BEAUTIFUL LIFE | 52.85 | 0:27.94 | 03.92 | 07.28 | 13.85 | 1:00.50 | 0:57.28 | 0:58.67 | 0:46.86 [5] | 1:18.01 [5] | 1:47.36 [4] | 2:15.31 [6] | 2:46.05 | 1:59.17 | 1:59.29 | +24m | 36.14m |
| | | Karen Kendall | Q3 | Q3 | | | 204m | 815m | 811m | 813m | 636m | 408m | 407m | 404m | 409m | | | | |

Note: Timing is based on positional data.

[] Indicates rank at the end of each section

--:-- No data available for this section

N/A Information not available



HARNESS RACING VICTORIA

Melton-Professional-2026-05-29

Race 7: DYNAMIC PRINT GROUP PACE - 2240m

29 May 2026 - 9:02PM



Scratched: LADY IN LINE (1)

Note: Timing is based on positional data.

[] Indicates rank at the end of each section

--:-- No data available for this section

N/A Information not available

Data processed by  TRIPLESDATA



HARNESS RACING VICTORIA

Melton-Professional-2026-05-29

Race 8: WOODLANDS STUD PACE - 1720m

29 May 2026 - 9:29PM



| RANK | TAB | Horse/ Driver | Top Speed (Km/h) | Fastest Section | First 50m | First 100m | First 200m | First Half | Middle Half | Last Half | Lead Time | 1st Quarter | 2nd Quarter | 3rd Quarter | 4th Quarter | Last Mile | Mile Rate | Distance Travelled | Gross Time/ Margin |
|------|-----|--------------------|---------------------|-----------------|-----------|------------|------------|------------|-------------|-----------|-------------|----------------------|----------------------|----------------------|----------------------|-----------|-----------|--------------------|-----------------------|
| | | | | | | | | | | | | 0:37.24 (0:30.55) | 1:09.10 (0:31.86) | 1:38.05 (0:28.95) | 2:06.12 (0:28.07) | | | | |
| 1 | 7 | SOHO HUDSON | 53.60 | 0:28.04 | 03.74 | 07.05 | 13.57 | 1:02.17 | 1:00.77 | 0:56.97 | 0:06.97 [4] | 0:37.30 [2] | 1:09.15 [2] | 1:38.08 [2] | 2:06.12 | 1:59.14 | 1:58.01 | +28m | 2:06.12 |
| | | Ross Payne | Q4 | Q4 | | | 204m | 821m | 814m | 816m | 111m | 413m | 408m | 406m | 410m | | | | |
| 2 | 2 | BREATHE EASY | 55.08 | 0:28.18 | 03.64 | 06.78 | 13.00 | 1:02.40 | 1:00.81 | 0:57.13 | 0:06.69 [1] | 0:37.24 [1] | 1:09.10 [1] | 1:38.05 [1] | 2:06.24 | 1:59.53 | 1:58.12 | +7m | 1.6m |
| | | Kerryn Manning | Lead | Q4 | | | 203m | 806m | 805m | 810m | 112m | 403m | 402m | 403m | 407m | | | | |
| 3 | 1 | NINEDOLLA TOASTIE | 54.40 | 0:28.08 | 03.67 | 06.87 | 13.28 | 1:02.61 | 1:00.85 | 0:57.06 | 0:06.81 [2] | 0:37.54 [3] | 1:09.41 [3] | 1:38.39 [3] | 2:06.48 | 1:59.67 | 1:58.34 | +6m | 4.75m |
| | | Lisa Miles | Lead | Q4 | | | 202m | 805m | 805m | 810m | 111m | 402m | 402m | 403m | 407m | | | | |
| 4 | 8 | EVILEYE | 54.47 | 0:27.80 | 03.73 | 06.96 | 13.81 | 1:02.56 | 1:00.78 | 0:56.78 | 0:07.14 [5] | 0:37.92 [6] | 1:09.73 [6] | 1:38.71 [6] | 2:06.51 | 1:59.35 | 1:58.36 | +33m | 5.11m |
| | | David Miles | Q4 | Q4 | | | 203m | 818m | 816m | 819m | 116m | 409m | 409m | 407m | 412m | | | | |
| 5 | 3 | KYORETSU | 54.00 | 0:28.08 | 03.69 | 06.91 | 13.30 | 1:02.63 | 1:00.79 | 0:57.06 | 0:06.83 [3] | 0:37.66 [4] | 1:09.47 [4] | 1:38.45 [4] | 2:06.53 | 1:59.69 | 1:58.38 | +25m | 5.41m |
| | | Kate Gath | Q4 | Q4 | | | 204m | 817m | 814m | 816m | 112m | 409m | 408m | 406m | 410m | | | | |
| 6 | 6 | LENARD ESS | 54.54 | 0:27.60 | 03.82 | 07.25 | 14.07 | 1:02.74 | 1:00.77 | 0:56.54 | 0:07.25 [6] | 0:38.17 [7] | 1:10.00 [7] | 1:38.94 [7] | 2:06.54 | 1:59.28 | 1:58.40 | +15m | 5.61m |
| | | James Herbertson | Q4 | Q4 | | | 205m | 811m | 807m | 812m | 112m | 407m | 404m | 403m | 409m | | | | |
| 7 | 5 | SKIPPYS DELIGHT NZ | 53.14 | 0:28.09 | 03.94 | 07.42 | 14.07 | 1:02.21 | 1:00.82 | 0:57.05 | 0:07.46 [8] | 0:37.81 [5] | 1:09.68 [5] | 1:38.63 [5] | 2:06.72 | 1:59.26 | 1:58.57 | +5m | 8.02m |
| | | Ryan Sanderson | Q4 | Q4 | | | 202m | 807m | 805m | 805m | 113m | 404m | 402m | 403m | 402m | | | | |

Note: Timing is based on positional data.

[] Indicates rank at the end of each section

--:-- No data available for this section

N/A Information not available



HARNESS RACING VICTORIA

Melton-Professional-2026-05-29

Race 8: WOODLANDS STUD PACE - 1720m

29 May 2026 - 9:29PM



| RANK | TAB | Horse/ Driver | Top Speed (Km/h) | Fastest Section | First 50m | First 100m | First 200m | First Half | Middle Half | Last Half | Lead Time | 1st Quarter | 2nd Quarter | 3rd Quarter | 4th Quarter | Last Mile | Mile Rate | Distance Travelled | Gross Time/ Margin |
|------|-----|-----------------------------------|------------------|-----------------|-----------|------------|------------|------------|-------------|-----------|-------------|----------------------|----------------------|----------------------|----------------------|-----------|-----------|--------------------|-----------------------|
| | | | | | | | | | | | | 0:37.24 (0:30.55) | 1:09.10 (0:31.86) | 1:38.05 (0:28.95) | 2:06.12 (0:28.07) | | | | |
| 8 | 4 | CALYPSO MISTRESS Jackie Barker | 55.01 | 0:27.99 | 03.84 | 07.25 | 13.87 | 1:02.78 | 1:00.67 | 0:56.90 | 0:07.28 [7] | 0:38.30 [8] | 1:10.06 [8] | 1:38.97 [8] | 2:06.97 | 1:59.68 | 1:58.80 | +34m | 11.37m |
| | | | Q4 | Q4 | | | 203m | 819m | 817m | 822m | 112m | 410m | 409m | 408m | 414m | | | | |

Note: Timing is based on positional data.

[] Indicates rank at the end of each section

--:-- No data available for this section

N/A Information not available

Melton-Professional-2026-05-29

Race 9: 2CONSTRUCT 3YO MAIDEN TROT - 1720m

29 May 2026 - 10:04PM



HARNESS RACING VICTORIA

| RANK | TAB | Horse/Driver | Top Speed (Km/h) | Fastest Section | First 50m | First 100m | First 200m | First Half | Middle Half | Last Half | Lead Time | 1st Quarter | 2nd Quarter | 3rd Quarter | 4th Quarter | Last Mile | Mile Rate | Distance Travelled | Gross Time/Margin |
|------|-----|--------------------------|------------------|-----------------|--------------|--------------|--------------|------------|----------------|----------------|--------------------|--------------------|--------------------|--------------------|----------------|-----------|-----------|--------------------|-------------------|
| 1 | 7 | FRENCH MISSILE | 51.70 | 0:29.78 | 03.97 | 07.36 | 14.13 | 1:01.89 | 1:01.23 | 0:59.88 | 0:07.32 [2] | 0:37.76 [1] | 1:09.21 [1] | 1:38.99 [1] | 2:09.10 | 2:01.77 | 2:00.79 | +11m | 2:09.10 |
| | | James Herbertson | Q1 | Q3 | | | 205m | 814m | 808m | 809m | 110m | 409m | 405m | 403m | 406m | | | | |
| 2 | 2 | BIG RAIN | 50.44 | 0:29.67 | 04.00 | 07.48 | 14.25 | 1:02.27 | 1:01.21 | 1:00.18 | 0:07.38 [4] | 0:38.12 [2] | 1:09.65 [2] | 1:39.33 [2] | 2:09.84 | 2:02.45 | 2:01.48 | +4m | 9.88m |
| | | Chris Alford | Q1 | Q3 | | | 201m | 806m | 805m | 810m | 110m | 404m | 402m | 403m | 407m | | | | |
| 3 | 4 | REVERAND BOB | 51.66 | 0:29.22 | 04.15 | 07.78 | 14.74 | 1:02.74 | 1:00.82 | 0:59.77 | 0:07.80 [5] | 0:38.94 [3] | 1:10.54 [3] | 1:39.75 [3] | 2:10.31 | 2:02.51 | 2:01.92 | +4m | 16.2m |
| | | Eddie Conroy | Q3 | Q3 | | | 200m | 806m | 806m | 809m | 110m | 404m | 402m | 404m | 406m | | | | |
| 4 | 6 | MISS HOLLY RED | 52.88 | 0:28.96 | 03.98 | 07.41 | 14.52 | 1:03.51 | 1:00.50 | 1:00.02 | 0:07.26 [3] | 0:39.23 [4] | 1:10.77 [4] | 1:39.73 [4] | 2:10.80 | 2:03.53 | 2:02.38 | +16m | 22.84m |
| | | Kate Gath | Q3 | Q3 | | | 205m | 814m | 810m | 814m | 110m | 409m | 405m | 405m | 409m | | | | |
| 5 | 5 | NOSTRA NIPOTINA | 52.13 | 0:29.86 | 03.93 | 07.26 | 14.23 | 1:03.99 | 1:01.32 | 1:01.59 | 0:07.10 [1] | 0:39.63 [5] | 1:11.09 [5] | 1:40.95 [5] | 2:12.69 | 2:05.57 | 2:04.15 | +3m | 48.16m |
| | | Kerryn Manning | Q1 | Q3 | | | 203m | 806m | 805m | 809m | 110m | 404m | 402m | 403m | 406m | | | | |
| 6 | 1 | KYVALLEY REEVA NZ | 47.56 | 0:33.84 | 04.14 | 07.80 | 17.42 | 1:12.06 | 1:08.31 | 1:11.46 | 0:07.96 [6] | 0:46.17 [6] | 1:20.01 [6] | 1:54.48 [6] | 2:31.48 | 2:23.52 | 2:21.73 | +3m | 300.2m |
| | | Tristan Larsen | Lead | Q2 | | | 201m | 805m | 805m | 808m | 110m | 402m | 402m | 402m | 406m | | | | |

Scratched: GIANT FRANKIE (3)

Note: Timing is based on positional data.

[] Indicates rank at the end of each section

--:-- No data available for this section

N/A Information not available