

# Melton-Professional-2026-04-25

## Race 1: HERTZ MELTON PACE - 2240m

25 April 2026 - 5:35PM



HARNESS RACING VICTORIA

RANK	TAB	Horse/ Driver	Top Speed (Km/h)	Fastest Section	First 50m	First 100m	First 200m	First Half	Middle Half	Last Half	Lead Time 0:45.30	1st Quarter	2nd Quarter	3rd Quarter	4th Quarter	Last Mile	Mile Rate	Distance Travelled	Gross Time/ Margin
												1:16.10 (0:30.80)	1:46.30 (0:30.20)	2:15.50 (0:29.20)	2:42.70 (0:27.20)				
1	5	TEN DA TOUCH NZ	60.08	0:27.62	03.46	06.38	12.50	1:01.31	0:59.56	0:56.77	0:44.55 [1]	1:15.45 [1]	1:45.86 [1]	2:15.02 [1]	2:42.65	1:58.08	1:56.85	+8m	2:42.65
		Jack Laugher	Lead	Q4			204m	805m	805m	810m		634m	403m	402m	403m				
2	1	KEAYANG WASABI	56.20	0:27.17	03.61	06.71	13.08	1:01.28	0:59.48	0:56.25	0:45.28 [4]	1:16.19 [5]	1:46.59 [5]	2:15.67 [6]	2:42.85	1:57.54	1:56.00	+7m	2.65m
		Glen Craven	Lead	Q4			203m	805m	805m	809m		632m	403m	402m	403m				
3	11	SON OF MAC NZ	54.43	0:27.71	03.60	06.85	13.98	0:59.60	0:59.28	0:56.82	0:46.47 [11]	1:15.90 [3]	1:46.07 [2]	2:15.19 [2]	2:42.90	1:56.42	1:57.04	+43m	3.39m
		James Herbertson	Q4	Q4			207m	823m	814m	815m		645m	414m	408m	405m				
4	4	REPELLING	57.67	0:27.75	03.43	06.43	12.83	1:01.28	0:59.50	0:56.86	0:44.98 [3]	1:15.88 [2]	1:46.26 [3]	2:15.37 [3]	2:43.13	1:58.14	1:57.20	+7m	6.49m
		Leigh Sutton	Lead	Q4			203m	806m	806m	810m		633m	403m	402m	403m				
5	6	SOAP AND BUBBLES	58.14	0:27.84	03.49	06.47	12.86	1:01.46	0:59.09	0:56.49	0:45.23 [5]	1:16.25 [6]	1:46.70 [6]	2:15.34 [4]	2:43.19	1:57.95	1:57.24	+34m	7.23m
		Mark Pitt	Lead	Q4			207m	818m	816m	819m		638m	409m	408m	408m				
6	3	KOMODO	56.02	0:27.50	03.53	06.62	13.19	1:01.45	0:59.22	0:56.28	0:45.51 [6]	1:16.52 [8]	1:46.97 [8]	2:15.75 [8]	2:43.26	1:57.73	1:57.29	+34m	8.13m
		Jackie Barker	Lead	Q4			205m	818m	815m	818m		638m	409m	409m	406m				
7	7	SOHO DARKSTORMY	57.06	0:27.89	03.46	06.52	13.20	1:01.47	0:59.56	0:57.00	0:44.93 [2]	1:15.95 [4]	1:46.40 [4]	2:15.51 [5]	2:43.40	1:58.47	1:57.39	+34m	10.04m
		Kate Gath	Lead	Q4			208m	817m	814m	815m		643m	409m	408m	406m				

Note: Timing is based on positional data.

[ ] Indicates rank at the end of each section

--:-- No data available for this section

N/A Information not available

# Melton-Professional-2026-04-25

## Race 1: HERTZ MELTON PACE - 2240m

25 April 2026 - 5:35PM



HARNESS RACING VICTORIA

RANK	TAB	Horse/Driver	Top Speed (Km/h)	Fastest Section	First 50m	First 100m	First 200m	First Half	Middle Half	Last Half	Lead Time	1st Quarter	2nd Quarter	3rd Quarter	4th Quarter	Last Mile	Mile Rate	Distance Travelled	Gross Time/Margin
												0:45.30	1:16.10 (0:30.80)	1:46.30 (0:30.20)	2:15.50 (0:29.20)				
8	8	VINCENZO	55.94	0:27.74	03.62	06.74	13.18	1:01.30	0:59.52	0:56.83	0:45.57 [7]	1:16.45 [7]	1:46.88 [7]	2:15.97 [9]	2:43.71	1:58.13	1:57.61	+13m	14.16m
		Jordan Leedham	Lead	Q4			204m	805m	806m	811m	637m	403m	402m	403m	408m				
9	10	EARL OF PEMBROKE	54.79	0:27.64	03.68	06.93	13.96	1:01.28	0:59.43	0:56.72	0:45.83 [9]	1:16.76 [9]	1:47.11 [9]	2:16.19 [11]	2:43.83	1:58.00	1:57.70	+14m	15.85m
		Ellen Tormey	Q4	Q4			205m	805m	805m	810m	640m	403m	402m	403m	407m				
10	9	ALWAYSBEALADY	54.29	0:28.22	03.67	06.88	13.64	1:01.20	0:58.49	0:56.62	0:46.21 [10]	1:17.32 [11]	1:47.40 [10]	2:15.81 [7]	2:44.04	1:57.82	1:57.85	+47m	18.59m
		Liam Older	Lead	Q4			205m	821m	820m	823m	644m	410m	411m	409m	414m				
11	2	CAPTAIN PINS NZ	54.90	0:28.51	03.65	06.83	13.46	1:01.53	0:59.14	0:57.21	0:45.80 [8]	1:16.89 [10]	1:47.34 [11]	2:16.04 [10]	2:44.55	1:58.74	1:58.22	+34m	25.52m
		Chris Svanosio	Lead	Q4			205m	818m	815m	818m	638m	409m	409m	406m	411m				

Note: Timing is based on positional data.

[ ] Indicates rank at the end of each section

-:--:- No data available for this section

N/A Information not available

# Melton-Professional-2026-04-25

## Race 2: IRT VICBRED VOUCHER MARES PACE - 1720m

25 April 2026 - 6:09PM



HARNESS RACING VICTORIA

RANK	TAB	Horse/ Driver	Top Speed (Km/h)	Fastest Section	First 50m	First 100m	First 200m	First Half	Middle Half	Last Half	Lead Time	1st Quarter	2nd Quarter	3rd Quarter	4th Quarter	Last Mile	Mile Rate	Distance Travelled	Gross Time/ Margin
												0:35.70 (0:28.80)	1:05.10 (0:29.40)	1:33.40 (0:28.30)	2:01.20 (0:27.80)				
1	9	THE ART OF SUCCESS	55.55	0:28.14	03.55	06.68	13.34	0:57.96	0:57.12	0:56.32	0:06.89 [5]	0:35.92 [6]	1:04.86 [1]	1:33.03 [1]	2:01.18	1:54.28	1:53.38	+16m	2:01.18
		Mark Pitt	Q1	Q4			203m	815m	810m	811m	110m	409m	405m	405m	406m				
2	6	FEARLESS WRITER	57.13	0:28.21	03.48	06.51	12.32	0:58.68	0:58.10	0:56.67	0:06.44 [1]	0:35.23 [1]	1:05.12 [2]	1:33.33 [3]	2:01.79	1:55.35	1:53.95	+6m	8.18m
		Jack Laugher	Lead	Q3			203m	810m	809m	811m	110m	406m	404m	405m	406m				
3	11	KEAYANG SWEETHEART	54.07	0:27.46	03.68	06.97	13.85	0:58.35	0:56.55	0:56.17	0:07.35 [10]	0:36.61 [9]	1:05.69 [7]	1:33.15 [2]	2:01.86	1:54.52	1:54.01	+25m	9.11m
		Jason Lee	Q3	Q3			203m	818m	815m	814m	112m	408m	410m	406m	409m				
4	8	MAAS BETTING AGAIN	55.44	0:28.15	03.55	06.69	13.15	0:58.73	0:58.26	0:56.60	0:06.90 [6]	0:35.83 [5]	1:05.64 [6]	1:34.09 [8]	2:02.24	1:55.33	1:54.37	+7m	14.21m
		Josh Duggan	Q1	Q4			200m	806m	806m	810m	111m	404m	402m	403m	406m				
5	10	SHEER VITALITY	54.47	0:28.07	03.66	06.87	13.49	0:58.71	0:58.24	0:56.50	0:07.28 [9]	0:36.18 [7]	1:06.00 [9]	1:34.42 [11]	2:02.50	1:55.21	1:54.62	+8m	17.74m
		Jordan Leedham	Q1	Q4			202m	805m	807m	810m	113m	403m	402m	404m	406m				
6	5	THE NAKED ART	53.82	0:28.09	03.69	06.92	13.70	0:59.11	0:57.45	0:56.56	0:07.02 [7]	0:36.77 [10]	1:06.13 [11]	1:34.22 [9]	2:02.70	1:55.68	1:54.80	+23m	20.41m
		Jackie Barker	Q3	Q3			204m	814m	813m	822m	110m	409m	405m	407m	414m				
7	1	EMILY VINCENT	56.02	0:28.41	03.56	06.65	12.48	0:58.81	0:58.27	0:57.27	0:06.65 [3]	0:35.60 [2]	1:05.47 [4]	1:33.88 [5]	2:02.74	1:56.08	1:54.84	+3m	20.93m
		Alex Ashwood	Lead	Q3			201m	806m	806m	810m	111m	404m	402m	404m	406m				

Note: Timing is based on positional data.

[ ] Indicates rank at the end of each section

--:-- No data available for this section

N/A Information not available

# Melton-Professional-2026-04-25

## Race 2: IRT VICBRED VOUCHER MARES PACE - 1720m

25 April 2026 - 6:09PM



HARNESS RACING VICTORIA

RANK	TAB	Horse/ Driver	Top Speed (Km/h)	Fastest Section	First 50m	First 100m	First 200m	First Half	Middle Half	Last Half	Lead Time	1st Quarter	2nd Quarter	3rd Quarter	4th Quarter	Last Mile	Mile Rate	Distance Travelled	Gross Time/ Margin
												0:35.70 (0:28.80)	1:05.10 (0:29.40)	1:33.40 (0:28.30)	2:01.20 (0:27.80)				
8	3	TALLARAS SHADOW	54.00	0:28.51	03.71	06.98	13.39	0:58.75	0:58.01	0:57.21	0:07.03 [8]	0:36.28 [8]	1:05.77 [8]	1:34.28 [10]	2:02.99	1:55.96	1:55.07	+19m	24.29m
		Jason Ainsworth	Q4	Q3			202m	816m	813m	816m	110m	408m	408m	405m	412m				
9	12	VINCHESKA	53.39	0:27.87	03.69	07.06	14.17	0:58.60	0:57.01	0:57.43	0:07.37 [11]	0:36.83 [11]	1:05.98 [10]	1:33.84 [6]	2:03.40	1:56.03	1:55.46	+29m	29.79m
		Tasmyn Potter	Q2	Q3			203m	818m	817m	820m	112m	408m	409m	408m	412m				
10	2	INTERPRETATION	56.23	0:28.53	03.53	06.61	12.77	0:58.92	0:58.17	0:58.09	0:06.52 [2]	0:35.81 [4]	1:05.46 [5]	1:33.99 [7]	2:03.56	1:57.01	1:55.61	+14m	31.98m
		Tayla French	Q1	Q3			201m	815m	812m	814m	110m	407m	408m	404m	409m				
11	7	DELIGHTFUL CHARM	55.22	0:28.49	03.55	06.70	12.77	0:58.56	0:58.16	0:58.43	0:06.62 [4]	0:35.53 [3]	1:05.20 [3]	1:33.69 [4]	2:03.63	1:57.00	1:55.67	+20m	32.9m
		Kerryn Manning	Q1	Q3			204m	819m	813m	814m	110m	411m	408m	405m	410m				

Scratched: KIA ORA BEAUTY (4)

Note: Timing is based on positional data.

[ ] Indicates rank at the end of each section

-:--:- No data available for this section

N/A Information not available



HARNESS RACING VICTORIA

# Melton-Professional-2026-04-25

## Race 3: DYNAMIC PRINT GROUP PACE - 2240m

25 April 2026 - 6:45PM




RANK	TAB	Horse/ Driver	Top Speed (Km/h)	Fastest Section	First 50m	First 100m	First 200m	First Half	Middle Half	Last Half	Lead Time 0:44.80	1st Quarter	2nd Quarter	3rd Quarter	4th Quarter	Last Mile	Mile Rate	Distance Travelled	Gross Time/ Margin
												1:15.60 (0:30.80)	1:45.70 (0:30.10)	2:14.40 (0:28.70)	2:41.90 (0:27.50)				
1	6	BROOKLYN DAN	54.25	0:27.82	03.68	06.90	13.71	1:01.37	0:58.66	0:56.17	0:44.37 [2]	1:15.43 [3]	1:45.73 [3]	2:14.08 [2]	2:41.91	1:57.54	1:56.32	+35m	2:41.91
		Mark Pitt	Q4	Q4			207m	817m	813m	815m	643m	409m	408m	405m	410m				
2	3	ZANDA MAN	56.66	0:27.89	03.60	06.67	13.02	1:01.18	0:58.93	0:56.49	0:44.24 [1]	1:15.09 [1]	1:45.42 [1]	2:14.02 [1]	2:41.92	1:57.67	1:56.33	+12m	0.17m
		Jackie Barker	Lead	Q4			202m	807m	808m	813m	633m	404m	402m	406m	407m				
3	2	GALAXY LASS	54.68	0:28.01	03.62	06.78	13.34	1:01.18	0:58.96	0:56.64	0:44.54 [4]	1:15.39 [2]	1:45.71 [2]	2:14.34 [4]	2:42.35	1:57.82	1:56.64	+10m	5.95m
		Ewa Justice	Lead	Q4			202m	807m	809m	812m	632m	405m	403m	406m	406m				
4	8	JACCKA CONNOR NZ	55.12	0:27.73	03.70	06.87	13.51	1:01.10	0:58.92	0:56.34	0:44.92 [6]	1:15.71 [4]	1:46.02 [4]	2:14.63 [7]	2:42.37	1:57.44	1:56.65	+14m	6.16m
		Jack Laugher	Lead	Q4			202m	807m	808m	811m	636m	404m	402m	405m	406m				
5	9	CLYMENUS NZ	54.68	0:27.74	03.65	06.82	13.47	1:01.55	0:58.36	0:55.80	0:45.12 [7]	1:16.37 [9]	1:46.67 [9]	2:14.73 [8]	2:42.47	1:57.35	1:56.72	+32m	7.51m
		Ellen Tormey	Lead	Q4			205m	817m	814m	814m	641m	408m	408m	405m	409m				
6	11	THESTATESMAN	55.01	0:27.65	03.80	07.19	14.04	1:01.59	0:57.96	0:55.49	0:45.40 [9]	1:16.68 [10]	1:47.00 [10]	2:14.64 [6]	2:42.49	1:57.08	1:56.74	+39m	7.78m
		Josh Duggan	Q4	Q3			204m	817m	816m	820m	642m	409m	409m	407m	413m				
7	4	CEE CEE LOU	56.66	0:27.94	03.59	06.65	13.28	1:01.56	0:58.26	0:56.08	0:44.84 [5]	1:16.10 [7]	1:46.41 [7]	2:14.35 [3]	2:42.49	1:57.66	1:56.74	+32m	7.83m
		Luke Dunne	Lead	Q3			205m	817m	815m	819m	637m	408m	408m	407m	412m				

Note: Timing is based on positional data.

[ ] Indicates rank at the end of each section

--:-- No data available for this section

N/A Information not available



HARNESS RACING VICTORIA

# Melton-Professional-2026-04-25

## Race 3: DYNAMIC PRINT GROUP PACE - 2240m

25 April 2026 - 6:45PM



RANK	TAB	Horse/ Driver	Top Speed (Km/h)	Fastest Section	First 50m	First 100m	First 200m	First Half	Middle Half	Last Half	Lead Time	1st Quarter	2nd Quarter	3rd Quarter	4th Quarter	Last Mile	Mile Rate	Distance Travelled	Gross Time/ Margin
												0:44.80	1:15.60 (0:30.80)	1:45.70 (0:30.10)	2:14.40 (0:28.70)				
8	5	<b>FIRE MARSHALL</b>	<b>55.33</b>	<b>0:28.15</b>	<b>03.60</b>	<b>06.74</b>	<b>13.44</b>	1:01.56	0:58.67	0:56.50	0:44.47 [3]	<b>1:15.71 [5]</b>	<b>1:46.03 [5]</b>	<b>2:14.38 [5]</b>	<b>2:42.53</b>	1:58.06	1:56.77	<b>+29m</b>	<b>8.38m</b>
		James Herbertson	Lead	Q4			207m	815m	812m	814m	640m	408m	407m	405m	409m				
9	10	<b>TRIPLE ROCK SAINT</b>	<b>53.64</b>	<b>0:27.85</b>	<b>03.78</b>	<b>07.07</b>	<b>13.77</b>	1:01.09	0:58.87	0:56.42	0:45.26 [8]	<b>1:16.06 [6]</b>	<b>1:46.36 [6]</b>	<b>2:14.94 [10]</b>	<b>2:42.80</b>	1:57.51	1:56.96	<b>+14m</b>	<b>11.95m</b>
		Taylor Youl	Lead	Q4			203m	806m	807m	811m	637m	404m	402m	405m	406m				
10	12	<b>NEW YORKER</b>	<b>55.48</b>	<b>0:27.77</b>	<b>03.85</b>	<b>07.32</b>	<b>14.34</b>	1:01.09	0:58.78	0:56.25	0:45.46 [10]	<b>1:16.25 [8]</b>	<b>1:46.55 [8]</b>	<b>2:15.03 [11]</b>	<b>2:42.80</b>	1:57.34	1:56.96	<b>+19m</b>	<b>12.06m</b>
		Liam Older	Q4	Q4			204m	806m	807m	814m	639m	404m	402m	405m	410m				
11	7	<b>TOORAM MAGIC</b>	<b>55.08</b>	<b>0:27.61</b>	<b>03.80</b>	<b>07.24</b>	<b>14.54</b>	1:01.56	0:57.89	0:55.69	0:45.70 [11]	<b>1:16.99 [11]</b>	<b>1:47.28 [11]</b>	<b>2:14.88 [9]</b>	<b>2:42.96</b>	1:57.27	1:57.07	<b>+37m</b>	<b>14.1m</b>
		Alex Ashwood	Q3	Q3			207m	817m	815m	820m	640m	408m	409m	407m	413m				

Scratched: NOSWEETSFORYOU (1)

Note: Timing is based on positional data.

[ ] Indicates rank at the end of each section


-:--:- No data available for this section

N/A Information not available

# Melton-Professional-2026-04-25

## Race 4: GREG SUGARS ALWAYS IN OUR HEARTS TROT - 1720m

25 April 2026 - 7:20PM



HARNESS RACING VICTORIA

RANK	TAB	Horse/ Driver	Top Speed (Km/h)	Fastest Section	First 50m	First 100m	First 200m	First Half	Middle Half	Last Half	Lead Time	1st Quarter	2nd Quarter	3rd Quarter	4th Quarter	Last Mile	Mile Rate	Distance Travelled	Gross Time/ Margin
												0:37.00 (0:29.50)	1:06.20 (0:29.20)	1:35.90 (0:29.70)	2:05.70 (0:29.80)				
1	5	HEZA GUN	54.04	0:29.10	03.66	06.88	13.44	0:58.96	0:58.75	0:59.90	0:06.81 [2]	0:36.67 [2]	1:05.77 [1]	1:35.42 [1]	2:05.68	1:58.86	1:57.60	+14m	2:05.68
		Chris Lang	Lead	Q2			205m	818m	808m	811m	110m	413m	404m	404m	407m				
2	10	HOWDY MATE	52.67	0:29.09	03.82	07.27	14.35	0:59.41	0:58.56	0:58.78	0:07.60 [8]	0:37.54 [9]	1:07.01 [8]	1:36.11 [6]	2:05.80	1:58.19	1:57.71	+30m	1.6m
		James Herbertson	Q4	Q3			204m	818m	816m	822m	110m	410m	408m	407m	414m				
3	8	CLAUDYS HERO	53.60	0:29.50	03.75	06.99	13.69	0:59.24	0:59.44	0:59.43	0:07.26 [6]	0:36.76 [3]	1:06.50 [5]	1:36.21 [7]	2:05.94	1:58.67	1:57.83	+4m	3.38m
		Kyle Marshall	Lead	Q1			202m	805m	805m	809m	110m	403m	402m	403m	406m				
4	2	TWEEDLEDEE NZ	52.78	0:29.42	03.70	07.01	13.45	0:59.84	0:59.13	0:59.62	0:06.92 [4]	0:37.05 [5]	1:06.77 [7]	1:36.19 [8]	2:06.40	1:59.46	1:58.26	+12m	9.55m
		Blake Pace	Lead	Q3			203m	810m	809m	817m	110m	406m	404m	405m	413m				
5	1	COCONUT MICKEY	53.46	0:29.51	03.70	06.94	13.12	0:59.28	0:59.48	1:00.56	0:06.95 [3]	0:36.46 [1]	1:06.23 [3]	1:35.94 [4]	2:06.80	1:59.85	1:58.64	-1m	14.98m
		Chris Svanosio	Lead	Q1			201m	806m	805m	808m	110m	403m	402m	403m	405m				
6	4	RAPID RETURN	54.04	0:29.53	03.65	06.88	13.20	0:59.55	0:59.12	1:00.73	0:06.88 [1]	0:36.84 [4]	1:06.43 [4]	1:35.96 [5]	2:07.17	2:00.28	1:58.98	+15m	19.86m
		Kerryn Manning	Lead	Q3			204m	817m	812m	814m	110m	409m	408m	405m	409m				
7	7	SONARMI JOH	53.32	0:29.30	03.68	06.92	14.36	0:59.00	0:59.11	1:00.11	0:08.17 [10]	0:37.46 [8]	1:07.16 [9]	1:36.56 [9]	2:07.28	1:59.11	1:59.08	+19m	21.32m
		Jackie Barker	Lead	Q1			200m	806m	807m	809m	124m	404m	402m	404m	405m				

Note: Timing is based on positional data.

[ ] Indicates rank at the end of each section


-:--:- No data available for this section

N/A Information not available

# Melton-Professional-2026-04-25

## Race 4: GREG SUGARS ALWAYS IN OUR HEARTS TROT - 1720m

25 April 2026 - 7:20PM



HARNESS RACING VICTORIA

RANK	TAB	Horse/ Driver	Top Speed (Km/h)	Fastest Section	First 50m	First 100m	First 200m	First Half	Middle Half	Last Half	Lead Time	1st Quarter	2nd Quarter	3rd Quarter	4th Quarter	Last Mile	Mile Rate	Distance Travelled	Gross Time/ Margin
												0:37.00 (0:29.50)	1:06.20 (0:29.20)	1:35.90 (0:29.70)	2:05.70 (0:29.80)				
8	6	OUR MARVELLA NZ	52.42	0:28.96	03.75	07.06	13.64	0:59.04	0:58.51	1:01.47	0:06.97 [5]	0:37.05 [6]	1:06.02 [2]	1:35.56 [2]	2:07.50	2:00.51	1:59.29	+24m	24.34m
		Josh Duggan	Lead	Q2			206m	825m	814m	814m	110m	416m	409m	405m	409m				
9	3	MITCHELL WRAP	52.88	0:28.89	03.79	07.70	16.47	0:59.67	0:58.09	1:00.44	0:07.69 [9]	0:38.46 [10]	1:07.35 [10]	1:36.56 [10]	2:07.81	2:00.11	1:59.58	+14m	28.46m
		Jordan Leedham	Q1	Q2			208m	816m	810m	814m	110m	411m	405m	405m	409m				
10	9	KYVALLEY JETSTREA	52.31	0:29.11	03.76	07.06	14.05	0:59.40	0:58.60	1:01.22	0:07.28 [7]	0:37.19 [7]	1:06.67 [6]	1:35.79 [3]	2:07.90	2:00.62	1:59.67	+24m	29.73m
		Tristan Larsen	Lead	Q3			203m	816m	815m	819m	110m	408m	408m	407m	412m				

Note: Timing is based on positional data.

[ ] Indicates rank at the end of each section


--:--:-- No data available for this section

N/A Information not available

# Melton-Professional-2026-04-25

## Race 5: ALDEBARAN PARK SUMTHINGABOUTMAORI TROT (GROUP 1) - 2240m

25 April 2026 - 7:52PM



HARNESS RACING VICTORIA

RANK	TAB	Horse/ Driver	Top Speed (Km/h)	Fastest Section	First 50m	First 100m	First 200m	First Half	Middle Half	Last Half	Lead Time	1st Quarter	2nd Quarter	3rd Quarter	4th Quarter	Last Mile	Mile Rate	Distance Travelled	Gross Time/ Margin
												1:17.70 (0:31.60)	1:46.60 (0:28.90)	2:15.20 (0:28.60)	2:43.70 (0:28.50)				
1	6	JILLIBY BALLERINI	55.76	0:28.60	03.56	06.67	12.59	1:00.76	0:57.64	0:57.42	0:45.50 [1]	1:17.22 [1]	1:46.26 [1]	2:14.86 [1]	2:43.69	1:58.18	1:57.60	+8m	2:43.69
		Glen Craven	Lead	Q3			205m	805m	806m	810m		636m	402m	402m	403m				
2	1	JILLIBY DREAMLOVER	55.69	0:28.63	03.59	06.71	12.84	1:00.71	0:57.65	0:57.37	0:46.10 [3]	1:17.80 [5]	1:46.82 [5]	2:15.45 [4]	2:44.19	1:58.08	1:57.96	+5m	6.72m
		Jason Lee	Lead	Q3			203m	805m	805m	809m		632m	402m	402m	403m				
3	3	ROCKINWITHATTITUDE	57.71	0:28.64	03.52	06.52	12.55	1:00.74	0:57.66	0:57.84	0:45.73 [2]	1:17.44 [2]	1:46.47 [3]	2:15.10 [3]	2:44.31	1:58.57	1:58.04	+4m	8.3m
		David Miles	Lead	Q3			204m	805m	806m	809m		633m	402m	403m	403m				
4	2	PINNIE	54.36	0:28.64	03.65	06.86	13.17	1:00.72	0:57.69	0:57.82	0:46.38 [5]	1:18.06 [7]	1:47.11 [7]	2:15.75 [6]	2:44.94	1:58.54	1:58.50	+5m	16.8m
		Kate Gath	Lead	Q3			204m	805m	806m	810m		633m	402m	403m	404m				
5	7	TRACY THE JET	53.53	0:28.76	03.62	06.92	13.93	0:59.35	0:57.64	0:59.20	0:46.91 [8]	1:17.49 [3]	1:46.25 [2]	2:15.13 [2]	2:45.46	1:58.55	1:58.87	+45m	23.71m
		James Herbertson	Lead	Q2			210m	823m	818m	816m		646m	413m	411m	407m				
6	4	ALDEBARAN ACRUX U	52.60	0:29.01	03.72	07.04	13.52	1:00.38	0:58.07	0:59.06	0:46.16 [4]	1:17.48 [4]	1:46.55 [4]	2:15.56 [5]	2:45.62	1:59.44	1:58.99	+33m	25.94m
		Chris Svanosio	Q2	Q3			205m	821m	818m	816m		638m	411m	411m	407m				
7	5	I AM WILMA	52.42	0:28.96	03.71	07.03	14.03	1:00.35	0:57.98	0:58.73	0:46.60 [6]	1:17.93 [6]	1:46.95 [6]	2:15.92 [7]	2:45.69	1:59.08	1:59.04	+38m	26.8m
		Chris Lang	Lead	Q3			206m	821m	818m	819m		639m	411m	410m	408m				

Note: Timing is based on positional data.

[ ] Indicates rank at the end of each section

--:-- No data available for this section

N/A Information not available

# Melton-Professional-2026-04-25



Race 5: ALDEBARAN PARK SUMTHINGABOUTMAORI TROT (GROUP 1) - 2240m

25 April 2026 - 7:52PM



HARNESS RACING VICTORIA

RANK	TAB	Horse/ Driver	Top Speed (Km/h)	Fastest Section	First 50m	First 100m	First 200m	First Half	Middle Half	Last Half	Lead Time	1st Quarter	2nd Quarter	3rd Quarter	4th Quarter	Last Mile	Mile Rate	Distance Travelled	Gross Time/ Margin
												0:46.10	1:17.70 (0:31.60)	1:46.60 (0:28.90)	2:15.20 (0:28.60)				
8	9	KEAYANG KURKI	52.78	0:28.56	03.75	07.04	13.88	1:00.77	0:57.65	0:58.86	0:46.72 [7]	1:18.40 [8]	1:47.49 [8]	2:16.05 [8]	2:46.36	1:59.63	1:59.52	+12m	35.82m
		Jordan Leedham	Lead	Q3			203m	805m	807m	812m	636m	402m	402m	404m	407m				

Scratched: CHILLHUNNYBUNNY (8)

Note: Timing is based on positional data.

[ ] Indicates rank at the end of each section

--:-- No data available for this section

N/A Information not available

# Melton-Professional-2026-04-25

## Race 6: HIP POCKET CASTLEMAINE PACE - 1720m

25 April 2026 - 8:26PM



HARNESS RACING VICTORIA


RANK	TAB	Horse/ Driver	Top Speed (Km/h)	Fastest Section	First 50m	First 100m	First 200m	First Half	Middle Half	Last Half	Lead Time 0:06.80	1st Quarter	2nd Quarter	3rd Quarter	4th Quarter	Last Mile	Mile Rate	Distance Travelled	Gross Time/ Margin
												0:34.70 (0:27.90)	1:05.20 (0:30.50)	1:33.40 (0:28.20)	2:02.00 (0:28.60)				
1	2	HES NO ROMEO NZ	57.96	0:28.13	03.51	06.52	12.24	0:58.88	0:58.87	0:56.66	0:06.50 [2]	0:34.63 [3]	1:05.36 [3]	1:33.49 [5]	2:02.03	1:55.54	1:54.18	-1m	2:02.03
		Jack Laugher	Q1	Q3			202m	805m	806m	810m	106m	403m	402m	403m	407m				
2	8	METEOR MOTH	56.48	0:27.72	03.56	06.67	12.94	0:58.79	0:58.33	0:56.41	0:06.88 [7]	0:35.05 [6]	1:05.66 [6]	1:33.38 [3]	2:02.07	1:55.20	1:54.21	+24m	0.51m
		Mark Pitt	Q1	Q3			201m	816m	816m	820m	108m	408m	408m	407m	413m				
3	6	SURFINGMAKESCENTS	56.66	0:27.92	03.50	06.56	12.56	0:58.60	0:58.65	0:57.07	0:06.49 [4]	0:34.41 [2]	1:05.10 [2]	1:33.06 [1]	2:02.16	1:55.67	1:54.29	+20m	1.65m
		Kerryn Manning	Lead	Q1			206m	821m	813m	815m	106m	413m	408m	405m	410m				
4	3	MY LITTLE BO	56.92	0:28.00	03.51	06.55	12.48	0:58.93	0:58.63	0:56.87	0:06.50 [3]	0:34.80 [4]	1:05.43 [4]	1:33.43 [4]	2:02.31	1:55.80	1:54.44	+16m	3.69m
		Kate Gath	Lead	Q3			204m	817m	814m	816m	106m	409m	409m	405m	410m				
5	7	JUSTALITTLESIP NZ	56.09	0:27.82	03.80	07.15	13.48	0:58.97	0:58.23	0:56.20	0:07.30 [9]	0:35.88 [8]	1:06.30 [9]	1:34.12 [9]	2:02.50	1:55.17	1:54.62	+32m	6.33m
		Adrian Pace	Q1	Q3			203m	820m	819m	826m	106m	410m	410m	409m	417m				
6	4	BUBBA SCRUB NZ	55.26	0:27.77	03.60	06.74	12.91	0:59.18	0:57.83	0:56.65	0:06.71 [6]	0:35.83 [9]	1:05.89 [7]	1:33.67 [6]	2:02.55	1:55.83	1:54.66	+16m	6.88m
		Jackie Barker	Lead	Q3			204m	815m	809m	816m	106m	410m	405m	404m	412m				
7	5	OUR VINCENT CAN G	59.26	0:27.95	03.48	06.42	12.05	0:58.67	0:58.91	0:57.99	0:06.31 [1]	0:34.27 [1]	1:04.99 [1]	1:33.18 [2]	2:02.98	1:56.66	1:55.06	+5m	12.66m
		Ellen Tormey	Q1	Q1			203m	812m	808m	810m	106m	407m	405m	403m	407m				

Note: Timing is based on positional data.

[ ] Indicates rank at the end of each section

-:--:- No data available for this section

N/A Information not available



# Melton-Professional-2026-04-25

## Race 6: HIP POCKET CASTLEMAINE PACE - 1720m

25 April 2026 - 8:26PM



HARNESS RACING VICTORIA

RANK	TAB	Horse/ Driver	Top Speed (Km/h)	Fastest Section	First 50m	First 100m	First 200m	First Half	Middle Half	Last Half	Lead Time	1st Quarter	2nd Quarter	3rd Quarter	4th Quarter	Last Mile	Mile Rate	Distance Travelled	Gross Time/ Margin
												0:34.70 (0:27.90)	1:05.20 (0:30.50)	1:33.40 (0:28.20)	2:02.00 (0:28.60)				
8	9	<b>OUR LUCIANO</b>	<b>55.76</b>	<b>0:27.86</b>	<b>03.57</b>	<b>06.69</b>	<b>13.11</b>	0:59.03	0:58.32	0:57.19	0:06.91 [8]	<b>0:35.50 [7]</b>	<b>1:05.95 [8]</b>	<b>1:33.81 [8]</b>	<b>2:03.15</b>	1:56.22	1:55.22	<b>+29m</b>	<b>14.93m</b>
		Alex Ashwood	Lead	Q3			203m	818m	817m	822m	108m	409m	409m	408m	414m				
9	1	<b>STRAPPING RED</b>	<b>56.27</b>	<b>0:28.16</b>	<b>03.56</b>	<b>06.66</b>	<b>12.47</b>	0:59.01	0:58.86	0:57.77	0:06.59 [5]	<b>0:34.90 [5]</b>	<b>1:05.60 [5]</b>	<b>1:33.76 [7]</b>	<b>2:03.38</b>	1:56.78	1:55.43	<b>-1m</b>	<b>18.0m</b>
		Ewa Justice	Q1	Q3			200m	806m	805m	809m	106m	404m	402m	403m	406m				

Note: Timing is based on positional data.

[ ] Indicates rank at the end of each section

--:--:-- No data available for this section

N/A Information not available

# Melton-Professional-2026-04-25

## Race 7: HYGAIN EDGE PACE - 2240m

25 April 2026 - 8:55PM



HARNESS RACING VICTORIA

RANK	TAB	Horse/ Driver	Top Speed (Km/h)	Fastest Section	First 50m	First 100m	First 200m	First Half	Middle Half	Last Half	Lead Time 0:43.50	1st Quarter	2nd Quarter	3rd Quarter	4th Quarter	Last Mile	Mile Rate	Distance Travelled	Gross Time/ Margin
												1:14.30 (0:30.80)	1:45.00 (0:30.70)	2:13.40 (0:28.40)	2:42.30 (0:28.90)				
1	2	ISOLATION	57.78	0:28.34	03.54	06.56	12.48	1:01.74	0:59.24	0:57.37	0:43.13 [2]	1:13.97 [2]	1:44.88 [2]	2:13.22 [3]	2:42.26	1:59.11	1:56.57	+12m	2:42.26
		Taylor Youl	Lead	Q3			204m	805m	806m	812m	636m	402m	402m	403m	408m				
2	9	LOUGLE	56.41	0:28.18	03.59	06.69	12.88	1:00.70	0:58.69	0:57.72	0:44.23 [4]	1:14.42 [4]	1:44.93 [3]	2:13.11 [2]	2:42.65	1:58.42	1:56.85	+38m	5.24m
		Jason Lee	Lead	Q3			205m	819m	815m	815m	643m	410m	409m	406m	410m				
3	5	LUVA SCRAP	54.68	0:28.24	03.66	06.83	13.48	1:00.69	0:58.78	0:57.40	0:44.89 [8]	1:15.04 [8]	1:45.57 [7]	2:13.82 [8]	2:42.98	1:58.09	1:57.09	+38m	9.66m
		Jackie Barker	Lead	Q3			208m	821m	816m	815m	642m	411m	410m	406m	410m				
4	1	KEAYANG PAYTON	56.27	0:28.35	03.56	06.65	12.75	1:01.28	0:59.23	0:57.87	0:43.93 [3]	1:14.33 [3]	1:45.20 [4]	2:13.54 [5]	2:43.07	1:59.15	1:57.15	+10m	10.81m
		Glen Craven	Lead	Q3			203m	805m	805m	810m	635m	403m	402m	403m	408m				
5	3	THE STEEL DRAGON	56.02	0:27.83	03.62	06.73	13.14	1:00.69	0:58.39	0:57.28	0:45.16 [9]	1:15.28 [9]	1:45.85 [9]	2:13.68 [6]	2:43.15	1:57.98	1:57.21	+47m	11.88m
		James Herbertson	Lead	Q3			208m	821m	818m	821m	645m	411m	410m	408m	413m				
6	4	THE SPORTZ STAR	54.07	0:28.31	03.83	07.12	13.41	1:01.18	0:59.17	0:57.37	0:44.62 [7]	1:14.93 [7]	1:45.80 [8]	2:14.12 [9]	2:43.18	1:58.55	1:57.23	+14m	12.3m
		Kerryn Manning	Lead	Q3			203m	805m	805m	813m	636m	402m	402m	403m	410m				
7	7	AUCKLAND RED	55.26	0:28.27	03.74	07.09	13.46	1:00.68	0:58.77	0:58.16	0:44.52 [6]	1:14.70 [6]	1:45.20 [5]	2:13.46 [4]	2:43.35	1:58.84	1:57.36	+36m	14.64m
		Ewa Justice	Lead	Q3			206m	820m	815m	816m	640m	411m	409m	406m	410m				

Note: Timing is based on positional data.

[ ] Indicates rank at the end of each section

-:--:- No data available for this section

N/A Information not available

# Melton-Professional-2026-04-25

## Race 7: HYGAIN EDGE PACE - 2240m

25 April 2026 - 8:55PM



HARNESS RACING VICTORIA

RANK	TAB	Horse/ Driver	Top Speed (Km/h)	Fastest Section	First 50m	First 100m	First 200m	First Half	Middle Half	Last Half	Lead Time	1st Quarter	2nd Quarter	3rd Quarter	4th Quarter	Last Mile	Mile Rate	Distance Travelled	Gross Time/ Margin
												0:43.50	1:14.30 (0:30.80)	1:45.00 (0:30.70)	2:13.40 (0:28.40)				
8	8	LOU WILL NZ	55.98	0:28.30	03.61	06.71	12.83	1:01.21	0:59.18	0:58.08	0:44.27 [5]	1:14.61 [5]	1:45.49 [6]	2:13.79 [7]	2:43.56	1:59.28	1:57.51	+14m	17.52m
		Ellen Tormey	Lead	Q3			203m	805m	806m	810m	639m	402m	402m	403m	407m				
9	6	OZZIE CORKA	59.90	0:28.35	03.54	06.51	12.21	1:01.79	0:59.27	0:59.18	0:42.81 [1]	1:13.69 [1]	1:44.60 [1]	2:12.95 [1]	2:43.78	2:00.97	1:57.67	+13m	20.38m
		Jordan Leedham	Lead	Q3			205m	805m	806m	810m	638m	403m	402m	404m	407m				

Note: Timing is based on positional data.

[ ] Indicates rank at the end of each section

--:--:-- No data available for this section

N/A Information not available

# Melton-Professional-2026-04-25

## Race 8: BENSTUD STANDARDBREDS PACE - 2240m

25 April 2026 - 9:29PM



HARNESS RACING VICTORIA

RANK	TAB	Horse/ Driver	Top Speed (Km/h)	Fastest Section	First 50m	First 100m	First 200m	First Half	Middle Half	Last Half	Lead Time 0:46.00	1st Quarter	2nd Quarter	3rd Quarter	4th Quarter	Last Mile	Mile Rate	Distance Travelled	Gross Time/ Margin
												1:17.40 (0:31.40)	1:48.20 (0:30.80)	2:17.30 (0:29.10)	2:44.10 (0:26.80)				
1	7	<b>INTRUSION</b>	<b>55.58</b>	<b>0:27.12</b>	<b>03.78</b>	<b>07.13</b>	<b>14.20</b>	1:01.34	0:59.93	0:56.13	0:46.62 [7]	<b>1:17.04 [1]</b>	<b>1:47.97 [1]</b>	<b>2:16.98 [1]</b>	<b>2:44.11</b>	1:57.47	1:57.90	<b>+30m</b>	<b>2:44.11</b>
		Liam Older	Q4	Q4			207m	818m	811m	811m	641m	411m	407m	404m	407m				
2	3	<b>LILLY LOTUS</b>	<b>57.17</b>	<b>0:27.44</b>	<b>03.56</b>	<b>06.59</b>	<b>13.02</b>	1:02.81	1:00.32	0:56.42	0:45.75 [1]	<b>1:17.21 [2]</b>	<b>1:48.56 [4]</b>	<b>2:17.54 [6]</b>	<b>2:44.98</b>	1:59.23	1:58.53	<b>+10m</b>	<b>11.69m</b>
		Mark Pitt	Lead	Q4			203m	806m	806m	810m	633m	404m	402m	404m	406m				
3	2	<b>DO IT</b>	<b>53.93</b>	<b>0:27.84</b>	<b>03.65</b>	<b>06.86</b>	<b>13.47</b>	1:02.42	0:59.93	0:56.85	0:45.73 [2]	<b>1:17.23 [3]</b>	<b>1:48.14 [2]</b>	<b>2:17.15 [4]</b>	<b>2:44.99</b>	1:59.27	1:58.54	<b>+25m</b>	<b>11.87m</b>
		Jordan Leedham	Lead	Q4			205m	816m	811m	811m	637m	409m	407m	404m	407m				
4	9	<b>MORRIS BROWN</b>	<b>54.50</b>	<b>0:28.02</b>	<b>03.71</b>	<b>06.89</b>	<b>13.66</b>	1:02.28	0:59.44	0:56.66	0:46.06 [4]	<b>1:17.55 [5]</b>	<b>1:48.34 [3]</b>	<b>2:16.99 [2]</b>	<b>2:45.01</b>	1:58.94	1:58.55	<b>+36m</b>	<b>12.03m</b>
		James Herbertson	Lead	Q4			205m	818m	814m	815m	642m	409m	409m	405m	410m				
5	4	<b>OH SWEET CREATURE</b>	<b>53.68</b>	<b>0:28.00</b>	<b>03.72</b>	<b>07.04</b>	<b>13.94</b>	1:02.30	0:59.45	0:56.62	0:46.43 [6]	<b>1:17.90 [7]</b>	<b>1:48.73 [5]</b>	<b>2:17.35 [5]</b>	<b>2:45.35</b>	1:58.92	1:58.80	<b>+31m</b>	<b>16.7m</b>
		Rebecca Bartley	Q4	Q4			206m	817m	814m	815m	639m	409m	408m	405m	410m				
6	6	<b>NANCYS BOY NZ</b>	<b>54.83</b>	<b>0:27.93</b>	<b>03.69</b>	<b>06.92</b>	<b>13.98</b>	1:02.31	0:59.47	0:56.55	0:46.70 [8]	<b>1:18.16 [8]</b>	<b>1:49.01 [7]</b>	<b>2:17.63 [7]</b>	<b>2:45.56</b>	1:58.86	1:58.95	<b>+45m</b>	<b>19.53m</b>
		Darryl Lawlor	Q4	Q4			203m	816m	814m	819m	650m	408m	408m	406m	413m				
7	8	<b>HEATSEEKER</b>	<b>55.15</b>	<b>0:28.11</b>	<b>03.73</b>	<b>06.90</b>	<b>13.28</b>	1:02.71	0:59.37	0:57.39	0:46.28 [5]	<b>1:17.73 [6]</b>	<b>1:48.99 [8]</b>	<b>2:17.09 [3]</b>	<b>2:46.38</b>	2:00.10	1:59.53	<b>+21m</b>	<b>30.44m</b>
		Ewa Justice	Lead	Q3			202m	806m	808m	818m	637m	403m	402m	406m	412m				

Note: Timing is based on positional data.

[ ] Indicates rank at the end of each section


--:--:-- No data available for this section

N/A Information not available

# Melton-Professional-2026-04-25

## Race 8: BENSTUD STANDARDBREDS PACE - 2240m

25 April 2026 - 9:29PM



HARNESS RACING VICTORIA

RANK	TAB	Horse/ Driver	Top Speed (Km/h)	Fastest Section	First 50m	First 100m	First 200m	First Half	Middle Half	Last Half	Lead Time	1st Quarter	2nd Quarter	3rd Quarter	4th Quarter	Last Mile	Mile Rate	Distance Travelled	Gross Time/ Margin
												0:46.00	1:17.40 (0:31.40)	1:48.20 (0:30.80)	2:17.30 (0:29.10)				
8	1	IM DOWNBYTHEBEACH	54.97	0:28.63	03.70	06.87	13.28	1:02.77	1:00.44	0:57.75	0:45.99 [3]	1:17.43 [4]	1:48.75 [6]	2:17.87 [8]	2:46.50	2:00.52	1:59.62	+19m	32.09m
		Jack Laugher	Lead	Q4			202m	806m	807m	819m	634m	404m	402m	405m	414m				

Did not Finish: PATIRO NZ (5)

Note: Timing is based on positional data.

[ ] Indicates rank at the end of each section

--:-- No data available for this section

N/A Information not available