

Melton-Professional-2026-04-24

Race 1: LOGICAL STAFFING SOLUTIONS PACE - 1720m

24 April 2026 - 5:33PM



HARNESS RACING VICTORIA

RANK	TAB	Horse/ Driver	Top Speed (Km/h)	Fastest Section	First 50m	First 100m	First 200m	First Half	Middle Half	Last Half	Lead Time	1st Quarter	2nd Quarter	3rd Quarter	4th Quarter	Last Mile	Mile Rate	Distance Travelled	Gross Time/ Margin
												0:35.10 (0:28.20)	1:04.80 (0:29.70)	1:33.00 (0:28.20)	2:01.20 (0:28.20)				
1	3	TELERN LOFTY	58.07	0:28.21	03.41	06.39	12.34	0:58.14	0:58.04	0:56.82	0:06.19 [1]	0:34.50 [1]	1:04.33 [1]	1:32.53 [1]	2:01.15	1:54.96	1:53.35	+10m	2:01.15
		David Miles	Lead	Q3			204m	811m	808m	809m		110m	406m	405m	403m				
2	10	ZENARIO	56.23	0:27.95	03.57	06.68	13.13	0:58.43	0:57.54	0:55.93	0:07.08 [8]	0:35.92 [7]	1:05.52 [7]	1:33.46 [6]	2:01.45	1:54.36	1:53.63	+35m	3.96m
		Jackie Barker	Lead	Q3			204m	818m	819m	820m		117m	409m	409m	409m				
3	12	KOSIMO	55.08	0:27.50	03.68	07.00	13.99	0:58.72	0:56.92	0:55.90	0:07.25 [10]	0:36.55 [9]	1:05.96 [10]	1:33.46 [8]	2:01.87	1:54.62	1:54.02	+31m	9.59m
		Ellen Tormey	Q3	Q3			205m	820m	817m	816m		114m	410m	410m	407m				
4	4	IDEAL BANDIT	57.82	0:28.18	03.42	06.44	12.61	0:58.30	0:57.86	0:57.28	0:06.31 [3]	0:34.93 [3]	1:04.60 [2]	1:32.79 [2]	2:01.90	1:55.57	1:54.06	+21m	10.07m
		Ryan Sanderson	Lead	Q3			206m	818m	814m	813m		110m	411m	408m	406m				
5	11	DESSIE GEE	54.40	0:28.00	03.56	06.81	13.47	0:58.46	0:57.49	0:56.44	0:07.31 [11]	0:36.28 [8]	1:05.77 [9]	1:33.78 [9]	2:02.22	1:54.90	1:54.35	+39m	14.34m
		Damian Wilson	Lead	Q3			204m	819m	819m	823m		118m	409m	410m	409m				
6	7	DONMARO NZ	55.40	0:28.09	03.55	06.71	13.55	0:59.06	0:56.79	0:56.70	0:06.62 [5]	0:36.99 [10]	1:05.69 [8]	1:33.78 [10]	2:02.40	1:55.76	1:54.52	+21m	16.71m
		Kate Gath	Lead	Q3			208m	818m	807m	814m		110m	414m	404m	403m				
7	9	HITTHEROADJACK NZ	57.31	0:28.14	03.45	06.47	12.84	0:58.46	0:57.78	0:57.41	0:06.65 [7]	0:35.47 [6]	1:05.11 [6]	1:33.26 [5]	2:02.53	1:55.87	1:54.65	+31m	18.53m
		Taylor Youl	Lead	Q3			204m	816m	816m	819m		115m	408m	408m	408m				

Note: Timing is based on positional data.

[] Indicates rank at the end of each section

--:-- No data available for this section

N/A Information not available

Melton-Professional-2026-04-24

Race 1: LOGICAL STAFFING SOLUTIONS PACE - 1720m

24 April 2026 - 5:33PM



HARNESS RACING VICTORIA

RANK	TAB	Horse/ Driver	Top Speed (Km/h)	Fastest Section	First 50m	First 100m	First 200m	First Half	Middle Half	Last Half	Lead Time	1st Quarter	2nd Quarter	3rd Quarter	4th Quarter	Last Mile	Mile Rate	Distance Travelled	Gross Time/ Margin
												0:35.10 (0:28.20)	1:04.80 (0:29.70)	1:33.00 (0:28.20)	2:01.20 (0:28.20)				
8	8	CRIME WRITER	56.38	0:28.14	03.49	06.56	13.12	0:57.79	0:58.11	0:58.21	0:07.19 [9]	0:35.33 [5]	1:04.99 [5]	1:33.44 [7]	2:03.19	1:56.00	1:55.26	+15m	27.28m
		Hannah Lewis	Lead	Q1			202m	805m	806m	809m	121m	403m	402m	403m	406m				
9	6	EL BOSTON	55.12	0:28.02	03.56	06.72	13.18	0:59.42	0:56.80	0:57.43	0:06.64 [6]	0:37.28 [11]	1:06.07 [11]	1:34.09 [11]	2:03.51	1:56.85	1:55.56	+17m	31.68m
		Adrian Pace	Lead	Q3			205m	817m	806m	810m	110m	413m	404m	403m	408m				
10	2	MOMENTUM SHIFT	57.64	0:28.25	03.45	06.45	12.56	0:58.59	0:57.90	0:58.62	0:06.34 [2]	0:35.28 [4]	1:04.92 [4]	1:33.17 [3]	2:03.54	1:57.21	1:55.59	+15m	32.09m
		Tristan Larsen	Q1	Q3			202m	815m	814m	811m	110m	407m	408m	406m	405m				
11	1	LETS GO BIG GIRL	57.85	0:28.47	03.45	06.45	12.32	0:58.28	0:58.27	1:02.03	0:06.28 [4]	0:34.78 [2]	1:04.59 [3]	1:33.06 [4]	2:06.62	2:00.31	1:58.47	+3m	73.36m
		George Chamouras	Q1	Q3			201m	805m	805m	808m	110m	403m	402m	402m	405m				

Scratched: WATTLEBANK ARNIE NZ (5)

Note: Timing is based on positional data.

[] Indicates rank at the end of each section

-:--:- No data available for this section

N/A Information not available

Melton-Professional-2026-04-24

Race 2: PRYDES EASIFEED PACE - 1720m

24 April 2026 - 6:02PM



HARNESS RACING VICTORIA

RANK	TAB	Horse/ Driver	Top Speed (Km/h)	Fastest Section	First 50m	First 100m	First 200m	First Half	Middle Half	Last Half	Lead Time	1st Quarter	2nd Quarter	3rd Quarter	4th Quarter	Last Mile	Mile Rate	Distance Travelled	Gross Time/ Margin
												0:35.30 (0:28.40)	1:04.80 (0:29.50)	1:33.80 (0:29.00)	2:01.70 (0:27.90)				
1	1	LAMBRO MACH	57.20	0:28.18	03.49	06.55	12.27	0:57.94	0:58.67	0:57.21	0:06.52 [5]	0:34.82 [1]	1:04.45 [1]	1:33.47 [1]	2:01.65	1:55.15	1:53.82	-3m	2:01.65
		Kate Gath	Q1	Q4			201m	806m	806m	809m	104m	403m	403m	404m	405m				
2	8	GUNFORHIRE	55.69	0:28.21	03.53	06.64	13.04	0:58.17	0:58.60	0:57.20	0:06.85 [8]	0:35.42 [5]	1:05.02 [5]	1:34.01 [5]	2:02.22	1:55.37	1:54.35	0m	7.66m
		Rory Coverdale	Lead	Q4			201m	805m	807m	808m	106m	403m	403m	404m	403m				
3	2	PERCESSION	57.53	0:28.59	03.44	06.44	12.30	0:58.36	0:58.61	0:57.60	0:06.45 [2]	0:35.21 [3]	1:04.80 [3]	1:33.81 [4]	2:02.40	1:55.96	1:54.52	-3m	10.02m
		Lisa Miles	Lead	Q4			203m	806m	808m	809m	103m	404m	403m	405m	404m				
4	4	EYENEEDTHAT	56.99	0:28.47	03.47	06.51	12.43	0:58.40	0:58.80	0:57.68	0:06.39 [4]	0:34.86 [2]	1:04.80 [4]	1:33.67 [3]	2:02.49	1:56.08	1:54.61	+14m	11.27m
		Michael Bellman	Lead	Q1			205m	817m	813m	815m	103m	410m	407m	406m	409m				
5	10	MONTANA PRIDE	54.50	0:28.41	03.60	06.80	13.33	0:58.23	0:58.56	0:57.39	0:07.13 [11]	0:35.76 [7]	1:05.36 [7]	1:34.35 [8]	2:02.76	1:55.62	1:54.86	0m	14.85m
		Ewa Justice	Q1	Q4			201m	805m	806m	808m	107m	403m	402m	404m	405m				
6	12	MICHEN ROY	55.26	0:28.45	03.53	06.67	13.57	0:58.81	0:57.64	0:57.10	0:06.96 [9]	0:36.78 [12]	1:05.78 [11]	1:34.42 [9]	2:02.88	1:55.91	1:54.97	+27m	16.48m
		Glenn Bull	Lead	Q4			205m	821m	818m	820m	106m	412m	409m	409m	411m				
7	13	FRANCO NICKELBACK	54.72	0:28.64	03.55	06.72	13.81	0:58.39	0:57.92	0:57.62	0:07.02 [10]	0:36.13 [10]	1:05.41 [8]	1:34.05 [6]	2:03.03	1:56.01	1:55.11	+26m	18.52m
		Ellen Tormey	Lead	Q3			205m	820m	818m	819m	107m	410m	410m	408m	411m				

Note: Timing is based on positional data.

[] Indicates rank at the end of each section

--:-- No data available for this section

N/A Information not available



Melton-Professional-2026-04-24

Race 2: PRYDES EASIFEED PACE - 1720m

24 April 2026 - 6:02PM



HARNESS RACING VICTORIA

RANK	TAB	Horse/ Driver	Top Speed (Km/h)	Fastest Section	First 50m	First 100m	First 200m	First Half	Middle Half	Last Half	Lead Time	1st Quarter	2nd Quarter	3rd Quarter	4th Quarter	Last Mile	Mile Rate	Distance Travelled	Gross Time/ Margin
												0:35.30 (0:28.40)	1:04.80 (0:29.50)	1:33.80 (0:29.00)	2:01.70 (0:27.90)				
8	6	MUSELET	57.92	0:28.53	03.36	06.46	13.08	0:59.20	0:58.56	0:57.51	0:06.42 [3]	0:36.01 [9]	1:05.61 [10]	1:34.59 [11]	2:03.12	1:56.71	1:55.20	+2m	19.74m
		Kerryn Manning	Lead	Q4			207m	815m	807m	806m	103m	412m	404m	403m	402m				
9	11	EDWARDE GRANGE	54.94	0:28.55	03.64	06.85	13.42	0:58.20	0:58.61	0:57.80	0:07.30 [12]	0:35.85 [8]	1:05.50 [9]	1:34.46 [10]	2:03.30	1:56.00	1:55.37	+18m	22.18m
		Jackie Barker	Q1	Q1			203m	815m	813m	815m	108m	408m	408m	405m	410m				
10	5	SPIRIT OF SAHARA	57.82	0:28.79	03.41	06.42	12.80	0:59.56	0:58.31	0:57.62	0:06.35 [1]	0:36.45 [11]	1:05.92 [12]	1:34.75 [12]	2:03.54	1:57.20	1:55.58	+10m	25.28m
		Ryan Sanderson	Lead	Q4			205m	814m	806m	815m	103m	412m	403m	404m	411m				
11	3	OOH AH LISTAH	55.33	0:28.69	03.52	06.67	12.76	0:58.45	0:58.75	0:59.52	0:06.59 [7]	0:35.28 [4]	1:05.04 [6]	1:34.02 [7]	2:04.55	1:57.97	1:56.53	+12m	38.84m
		Leilani Justice	Lead	Q1			203m	815m	812m	814m	103m	408m	407m	405m	409m				
12	7	STARZZZ DESTINY	56.45	0:28.84	03.44	06.56	12.94	0:57.98	0:58.02	1:00.42	0:06.47 [6]	0:35.61 [6]	1:04.45 [2]	1:33.63 [2]	2:04.87	1:58.40	1:56.84	+18m	43.22m
		David Miles	Lead	Q2			208m	824m	812m	812m	103m	416m	408m	405m	407m				

Scratched: JUST AS WELL NZ (9)

Note: Timing is based on positional data.

[] Indicates rank at the end of each section

--:--:-- No data available for this section

N/A Information not available

Melton-Professional-2026-04-24

Race 3: RENOWN SILVERWARE PACE - 2240m

24 April 2026 - 6:32PM




HARNESS RACING VICTORIA

RANK	TAB	Horse/ Driver	Top Speed (Km/h)	Fastest Section	First 50m	First 100m	First 200m	First Half	Middle Half	Last Half	Lead Time 0:44.30	1st Quarter	2nd Quarter	3rd Quarter	4th Quarter	Last Mile	Mile Rate	Distance Travelled	Gross Time/ Margin
												1:14.40 (0:30.10)	1:45.20 (0:30.80)	2:14.30 (0:29.10)	2:44.30 (0:30.00)				
1	2	ANOTHER WOODS	55.33	0:29.09	03.56	06.70	12.96	1:01.34	1:00.06	0:59.04	0:43.94 [2]	1:14.31 [4]	1:45.28 [4]	2:14.36 [5]	2:44.32	2:00.38	1:58.05	+32m	2:44.32
		Kerryn Manning	Lead	Q3			204m	818m	815m	817m	636m	410m	409m	407m	410m				
2	8	ALWAYS A SHOWGIRL	53.96	0:29.11	03.68	06.90	13.56	1:00.81	1:00.02	0:58.56	0:44.95 [8]	1:14.85 [7]	1:45.75 [7]	2:14.86 [9]	2:44.34	1:59.39	1:58.07	+7m	0.27m
		Kate Gath	Lead	Q3			202m	805m	805m	805m	637m	403m	402m	403m	403m				
3	4	RANDOM MAHONEY	55.91	0:29.12	03.55	06.68	12.79	1:01.09	1:00.04	0:59.62	0:43.73 [1]	1:13.90 [1]	1:44.82 [1]	2:13.94 [1]	2:44.44	2:00.71	1:58.14	+13m	1.62m
		Ellen Tormey	Lead	Q3			206m	805m	805m	808m	640m	402m	402m	403m	406m				
4	11	WICKED WIZARD	55.12	0:29.12	03.55	06.71	13.05	1:00.89	1:00.04	0:59.78	0:44.05 [3]	1:14.02 [2]	1:44.94 [2]	2:14.06 [2]	2:44.73	2:00.67	1:58.35	+38m	5.58m
		Hannah Lewis	Lead	Q3			205m	819m	814m	816m	643m	411m	408m	406m	409m				
5	3	HELLO POSSUMS	55.37	0:29.10	03.56	06.70	12.81	1:01.07	1:00.04	0:59.59	0:44.10 [4]	1:14.23 [3]	1:45.16 [3]	2:14.26 [4]	2:44.76	2:00.66	1:58.37	+10m	5.89m
		John Caldw	Lead	Q3			205m	805m	805m	808m	637m	403m	402m	403m	406m				
6	1	LENARD ESS	55.40	0:29.10	03.59	06.72	12.87	1:01.05	1:00.00	0:59.82	0:44.39 [5]	1:14.53 [5]	1:45.43 [5]	2:14.52 [6]	2:45.25	2:00.87	1:58.72	+5m	12.54m
		Ryan Sanderson	Lead	Q3			202m	805m	805m	808m	631m	403m	402m	403m	406m				
7	5	COVERED IN GOLD	52.60	0:28.63	03.68	07.01	13.73	1:00.33	0:59.40	0:58.87	0:46.07 [10]	1:15.63 [11]	1:46.39 [11]	2:15.03 [10]	2:45.27	1:59.20	1:58.74	+31m	12.78m
		Taylor Youl	Q3	Q3			206m	816m	814m	812m	643m	408m	408m	406m	406m				

Note: Timing is based on positional data.

- [] Indicates rank at the end of each section
- :--:- No data available for this section
- N/A Information not available



HARNESS RACING VICTORIA

Melton-Professional-2026-04-24

Race 3: RENOWN SILVERWARE PACE - 2240m

24 April 2026 - 6:32PM



RANK	TAB	Horse/Driver	Top Speed (Km/h)	Fastest Section	First 50m	First 100m	First 200m	First Half	Middle Half	Last Half	Lead Time	1st Quarter	2nd Quarter	3rd Quarter	4th Quarter	Last Mile	Mile Rate	Distance Travelled	Gross Time/Margin
												0:44.30	1:14.40 (0:30.10)	1:45.20 (0:30.80)	2:14.30 (0:29.10)				
8	9	DIRECT COMMAND NZ	55.19	0:28.76	03.60	06.73	12.94	1:00.96	0:59.56	0:59.89	0:44.43 [6]	1:14.57 [6]	1:45.39 [6]	2:14.16 [3]	2:45.28	2:00.85	1:58.75	+38m	13.04m
		Liam Older	Lead	Q3			202m	820m	819m	822m	636m	410m	410m	410m	413m				
9	6	MISTER FONZI	51.88	0:28.86	03.80	07.31	14.18	1:00.20	0:59.43	0:59.47	0:45.63 [9]	1:15.26 [10]	1:45.84 [9]	2:14.70 [8]	2:45.32	1:59.67	1:58.77	+32m	13.48m
		Darren Pace	Q1	Q3			206m	818m	815m	814m	640m	409m	409m	406m	408m				
10	12	EVILEYE	52.49	0:28.81	03.69	07.01	14.11	1:00.88	0:59.66	0:59.61	0:44.90 [7]	1:14.93 [8]	1:45.78 [8]	2:14.59 [7]	2:45.39	2:00.49	1:58.82	+44m	14.44m
		David Miles	Lead	Q3			204m	820m	820m	820m	643m	409m	411m	409m	411m				
11	7	MAGIC MIKE NZ	52.56	0:29.12	03.70	07.07	13.98	0:59.97	1:00.33	0:59.96	0:46.17 [11]	1:15.28 [9]	1:46.14 [10]	2:15.62 [11]	2:46.10	1:59.93	1:59.33	+17m	23.9m
		Leilani Justice	Lead	Q1			208m	805m	805m	810m	642m	403m	402m	403m	407m				
12	10	HAPPILY	54.25	0:29.68	03.70	06.92	13.65	0:59.92	0:59.84	1:01.97	0:46.54 [12]	1:16.78 [12]	1:46.46 [12]	2:16.62 [12]	2:48.43	2:01.89	2:01.01	+19m	55.16m
		Amy Day	Lead	Q2			204m	808m	806m	808m	644m	404m	403m	402m	405m				

Note: Timing is based on positional data.

[] Indicates rank at the end of each section

-:--:- No data available for this section

N/A Information not available

Melton-Professional-2026-04-24

Race 4: SWIFT SIGNS PACE - 1720m

24 April 2026 - 7:00PM



HARNESS RACING VICTORIA

RANK	TAB	Horse/ Driver	Top Speed (Km/h)	Fastest Section	First 50m	First 100m	First 200m	First Half	Middle Half	Last Half	Lead Time 0:06.90	1st Quarter	2nd Quarter	3rd Quarter	4th Quarter	Last Mile	Mile Rate	Distance Travelled	Gross Time/ Margin
												0:36.20 (0:29.30)	1:05.40 (0:29.20)	1:34.10 (0:28.70)	2:02.60 (0:28.50)				
1	10	ONE GOLDEN DEAL	53.32	0:28.22	03.70	07.03	14.07	0:58.66	0:57.59	0:56.56	0:07.40 [9]	0:36.82 [7]	1:06.05 [6]	1:34.40 [4]	2:02.62	1:55.24	1:54.73	+25m	2:02.62
		Jackie Barker	Q4	Q4				204m	816m	814m		815m	114m	409m	408m				
2	4	FICTION FILE	58.28	0:28.70	03.46	06.44	12.95	0:58.73	0:58.03	0:57.62	0:06.31 [1]	0:35.71 [1]	1:05.05 [1]	1:33.75 [1]	2:02.67	1:56.35	1:54.77	+2m	0.6m
		Ryan Sanderson	Lead	Q3				202m	805m	806m		809m	110m	403m	403m				
3	8	SHIFFRIN	53.46	0:28.05	03.72	07.02	13.92	0:58.62	0:58.24	0:56.95	0:07.39 [10]	0:36.68 [6]	1:06.02 [7]	1:34.92 [6]	2:02.98	1:55.56	1:55.07	+6m	4.87m
		Kate Gath	Q4	Q4				201m	806m	806m		806m	115m	403m	402m				
4	1	CAPTAINS RUSH	55.22	0:28.83	03.55	06.69	13.28	0:58.71	0:58.19	0:57.72	0:06.65 [3]	0:36.06 [3]	1:05.35 [2]	1:34.24 [3]	2:03.08	1:56.43	1:55.16	+2m	6.16m
		David Miles	Lead	Q4				202m	805m	805m		808m	110m	403m	403m				
5	9	ALOT LIKE JEANNIE	54.61	0:28.33	03.61	06.81	13.62	0:58.51	0:57.61	0:57.46	0:07.14 [8]	0:36.37 [5]	1:05.66 [5]	1:33.99 [2]	2:03.13	1:55.97	1:55.20	+23m	6.81m
		Damian Wilson	Lead	Q3				203m	816m	813m		813m	115m	409m	407m				
6	2	HELENSHOPE	54.36	0:28.91	03.60	06.85	13.62	0:58.82	0:58.23	0:58.56	0:06.76 [6]	0:36.27 [4]	1:05.57 [4]	1:34.49 [5]	2:04.16	1:57.39	1:56.17	+6m	20.69m
		John Caldwell	Lead	Q3				202m	805m	805m		812m	110m	403m	402m				
7	7	MY MARIONETTE	52.70	0:29.06	03.70	07.01	14.13	0:59.10	0:58.60	0:58.50	0:07.07 [7]	0:37.02 [9]	1:06.17 [8]	1:35.61 [9]	2:04.68	1:57.60	1:56.66	+29m	27.68m
		Ewa Justice	Lead	Q4				205m	818m	815m		819m	111m	411m	407m				

Note: Timing is based on positional data.

[] Indicates rank at the end of each section

--:-- No data available for this section

N/A Information not available

Melton-Professional-2026-04-24

Race 4: SWIFT SIGNS PACE - 1720m

24 April 2026 - 7:00PM



HARNESS RACING VICTORIA

RANK	TAB	Horse/Driver	Top Speed (Km/h)	Fastest Section	First 50m	First 100m	First 200m	First Half	Middle Half	Last Half	Lead Time	1st Quarter	2nd Quarter	3rd Quarter	4th Quarter	Last Mile	Mile Rate	Distance Travelled	Gross Time/Margin
												0:36.20 (0:29.30)	1:05.40 (0:29.20)	1:34.10 (0:28.70)	2:02.60 (0:28.50)				
8	11	OUR PINUP GIRL	52.92	0:28.95	03.74	07.16	14.35	0:58.73	0:58.26	0:58.51	0:07.56 [11]	0:36.98 [8]	1:06.28 [9]	1:35.25 [8]	2:04.82	1:57.24	1:56.79	+13m	29.54m
		Kyle Marshall	Lead	Q3			204m	809m	806m	809m	115m	406m	403m	403m	406m				
9	6	GIDGETT KAY	54.40	0:28.75	03.57	06.81	13.95	0:59.78	0:57.87	0:59.02	0:06.73 [5]	0:37.39 [11]	1:06.51 [10]	1:35.27 [7]	2:05.54	1:58.80	1:57.46	+29m	39.19m
		Michael Bellman	Lead	Q3			208m	824m	816m	816m	110m	416m	408m	408m	408m				
10	5	HELLAVA DEAL	55.01	0:28.26	03.57	06.77	13.77	1:00.79	0:58.46	0:58.12	0:06.68 [4]	0:37.27 [10]	1:07.47 [11]	1:35.74 [11]	2:05.60	1:58.91	1:57.52	+33m	39.95m
		Kerryn Manning	Lead	Q3			206m	824m	816m	820m	110m	415m	409m	408m	412m				
11	3	REBEL BY THE SEA	55.62	0:29.41	03.53	06.65	13.27	0:58.84	0:59.81	1:03.56	0:06.47 [2]	0:35.89 [2]	1:05.30 [3]	1:35.69 [10]	2:08.88	2:02.42	2:00.58	+16m	83.95m
		Leilani Justice	Lead	Q2			204m	815m	812m	813m	110m	408m	407m	406m	407m				
12	12	DONT ASK AGAIN	54.76	0:30.10	03.54	06.75	14.21	1:00.48	1:02.16	1:05.46	0:07.71 [12]	0:37.81 [12]	1:08.19 [12]	1:39.97 [12]	2:13.66	2:05.94	2:05.06	+18m	148.07m
		Glenn Bull	Lead	Q1			201m	806m	805m	809m	123m	403m	402m	403m	406m				

Note: Timing is based on positional data.

[] Indicates rank at the end of each section

-:--:- No data available for this section

N/A Information not available

Melton-Professional-2026-04-24

Race 5: NUTRIEN EQUINE 3YO MAIDEN PACE - 1720m

24 April 2026 - 7:33PM



HARNESS RACING VICTORIA

RANK	TAB	Horse/ Driver	Top Speed (Km/h)	Fastest Section	First 50m	First 100m	First 200m	First Half	Middle Half	Last Half	Lead Time 0:07.10	1st Quarter	2nd Quarter	3rd Quarter	4th Quarter	Last Mile	Mile Rate	Distance Travelled	Gross Time/ Margin
												0:36.90 (0:29.80)	1:06.90 (0:30.00)	1:36.80 (0:29.90)	2:05.80 (0:29.00)				
1	2	MAURLEN COMPASS	54.14	0:29.03	03.70	06.90	13.60	0:59.94	1:00.02	0:58.95	0:06.91 [4]	0:36.76 [3]	1:06.86 [3]	1:36.79 [4]	2:05.83	1:58.89	1:57.73	+6m	2:05.83
		George Chamouras	Lead	Q4			201m	806m	806m	810m	110m	403m	403m	403m	406m				
2	11	CARAPAZ	53.42	0:28.81	03.83	07.25	14.25	1:00.41	0:58.95	0:58.01	0:07.74 [9]	0:38.40 [10]	1:08.15 [10]	1:37.35 [8]	2:06.16	1:58.42	1:58.04	+36m	4.45m
		Amy Day	Q4	Q4			203m	820m	816m	820m	116m	412m	408m	408m	413m				
3	9	BEAU BECA	52.70	0:29.42	03.75	07.05	13.82	1:00.18	0:59.38	0:58.85	0:07.38 [7]	0:37.61 [8]	1:07.56 [8]	1:37.00 [5]	2:06.43	1:59.03	1:58.30	+30m	8.09m
		Blake Pace	Q1	Q3			203m	817m	815m	818m	115m	409m	408m	407m	411m				
4	3	HEAVENLY NIKKY	54.50	0:29.40	03.59	06.80	13.66	1:00.54	0:59.44	0:59.36	0:06.73 [2]	0:37.24 [6]	1:07.27 [6]	1:36.67 [2]	2:06.63	1:59.90	1:58.48	+22m	10.77m
		Rita Burnett	Lead	Q3			203m	816m	814m	816m	110m	409m	407m	407m	409m				
5	4	SEW HOPEFULL	56.30	0:29.89	03.52	06.63	13.23	1:00.04	1:00.09	1:00.38	0:06.48 [1]	0:36.37 [1]	1:06.51 [1]	1:36.46 [1]	2:06.90	2:00.42	1:58.73	+4m	14.36m
		Leilani Justice	Lead	Q1			202m	807m	806m	808m	110m	404m	403m	403m	405m				
6	6	MAJOR EASTWOOD	53.42	0:29.30	03.81	08.20	16.15	1:00.12	0:58.65	0:58.60	0:08.28 [11]	0:39.06 [11]	1:08.41 [11]	1:37.71 [11]	2:07.01	1:58.72	1:58.83	+4m	15.77m
		Kylie Sugars	Lead	Q3			204m	810m	807m	806m	110m	406m	404m	403m	403m				
7	1	COBARGO MILLY	52.78	0:29.92	03.81	07.10	13.86	0:59.99	1:00.01	0:59.99	0:07.15 [6]	0:37.07 [5]	1:07.13 [5]	1:37.07 [7]	2:07.12	1:59.98	1:58.94	+5m	17.25m
		Glenn Bull	Lead	Q1			202m	806m	805m	808m	111m	403m	402m	403m	406m				

Note: Timing is based on positional data.

[] Indicates rank at the end of each section

-:--:- No data available for this section

N/A Information not available

Melton-Professional-2026-04-24

Race 5: NUTRIEN EQUINE 3YO MAIDEN PACE - 1720m

24 April 2026 - 7:33PM



HARNESS RACING VICTORIA

RANK	TAB	Horse/ Driver	Top Speed (Km/h)	Fastest Section	First 50m	First 100m	First 200m	First Half	Middle Half	Last Half	Lead Time	1st Quarter	2nd Quarter	3rd Quarter	4th Quarter	Last Mile	Mile Rate	Distance Travelled	Gross Time/ Margin
												0:36.90 (0:29.80)	1:06.90 (0:30.00)	1:36.80 (0:29.90)	2:05.80 (0:29.00)				
8	10	DANNARIE	51.66	0:29.57	03.85	07.26	14.35	1:00.01	0:59.41	0:59.28	0:07.83 [10]	0:37.99 [9]	1:07.83 [9]	1:37.42 [10]	2:07.14	1:59.30	1:58.96	+22m	17.54m
		Taylor Ford	Q3	Q3			202m	816m	809m	809m	118m	409m	407m	403m	406m				
9	5	ZEALYN	54.97	0:30.04	03.57	06.79	13.55	1:00.18	1:00.23	1:00.40	0:06.77 [3]	0:36.81 [4]	1:06.95 [4]	1:37.05 [6]	2:07.36	2:00.57	1:59.16	+24m	20.46m
		Michael Bellman	Lead	Q1			205m	819m	813m	816m	110m	412m	407m	405m	410m				
10	8	DIAMOND LOU	52.56	0:29.83	03.80	07.14	13.99	0:59.96	0:59.85	1:00.24	0:07.54 [8]	0:37.48 [7]	1:07.50 [7]	1:37.33 [9]	2:07.74	2:00.20	1:59.52	+18m	25.56m
		David Miles	Q1	Q3			202m	805m	807m	817m	116m	403m	402m	405m	413m				
11	7	THE FINAL DANCE	52.49	0:29.42	03.69	07.06	13.96	0:59.56	1:00.26	1:03.00	0:06.98 [5]	0:36.39 [2]	1:06.54 [2]	1:36.66 [3]	2:09.55	2:02.56	2:01.21	+25m	49.88m
		Ellen Tormey	Lead	Q1			206m	821m	812m	814m	110m	415m	407m	405m	409m				

Note: Timing is based on positional data.

[] Indicates rank at the end of each section


-:--:- No data available for this section

N/A Information not available

Melton-Professional-2026-04-24

Race 6: 2CONSTRUCT TROT - 2240m

24 April 2026 - 8:06PM



HARNESS RACING VICTORIA

RANK	TAB	Horse/ Driver	Top Speed (Km/h)	Fastest Section	First 50m	First 100m	First 200m	First Half	Middle Half	Last Half	Lead Time 0:48.70	1st Quarter	2nd Quarter	3rd Quarter	4th Quarter	Last Mile	Mile Rate	Distance Travelled	Gross Time/ Margin
												1:21.70 (0:33.00)	1:52.80 (0:31.10)	2:22.50 (0:29.70)	2:53.00 (0:30.50)				
1	1	SAMMY HALLER	51.73	0:29.59	03.86	07.24	13.75	1:03.98	1:00.79	1:00.50	0:48.48 [3]	1:21.26 [2]	1:52.45 [2]	2:22.05 [1]	2:52.96	2:04.48	2:04.26	+21m	2:52.96
		Laura Wilson	Lead	Q3			201m	817m	813m	813m	631m	410m	407m	406m	408m				
2	9	ALDEBARAN JAZMINE	52.13	0:29.67	03.83	07.15	14.23	1:03.53	1:00.90	0:59.95	0:49.59 [7]	1:21.89 [6]	1:53.12 [6]	2:22.79 [4]	2:53.08	2:03.48	2:04.35	+35m	1.61m
		Tristan Larsen	Lead	Q3			204m	816m	815m	817m	642m	409m	407m	407m	410m				
3	10	SHINELIKETHESUN	51.70	0:29.33	03.92	07.33	14.36	1:03.30	1:00.53	0:59.46	0:50.55 [9]	1:22.64 [9]	1:53.84 [9]	2:23.18 [7]	2:53.31	2:02.76	2:04.51	+38m	4.6m
		Sean O'Sullivan	Lead	Q3			202m	814m	815m	821m	642m	408m	406m	408m	413m				
4	8	EMILY MEAGAN	51.59	0:30.04	03.89	07.28	14.18	1:04.09	1:01.26	1:00.72	0:48.88 [4]	1:21.75 [5]	1:52.97 [5]	2:23.02 [6]	2:53.70	2:04.81	2:04.79	+8m	9.87m
		Brent Murphy	Lead	Q3			202m	805m	806m	809m	634m	402m	403m	403m	406m				
5	3	IMABOGANBOY	49.18	0:30.18	04.02	07.61	14.69	1:04.08	1:01.43	1:00.67	0:49.25 [5]	1:22.08 [7]	1:53.32 [7]	2:23.50 [9]	2:53.99	2:04.75	2:05.01	+5m	13.83m
		Glenn Conroy	Q3	Q3			204m	805m	805m	808m	633m	402m	402m	403m	406m				
6	6	WOMAN TO LOVE	53.03	0:29.85	03.73	06.99	13.45	1:04.40	1:01.10	1:01.75	0:47.87 [1]	1:21.02 [1]	1:52.26 [1]	2:22.12 [2]	2:54.02	2:06.15	2:05.02	+10m	14.15m
		Neil McCallum	Lead	Q3			206m	805m	805m	808m	638m	403m	402m	402m	405m				
7	2	HEIR JAURDON	52.45	0:30.06	03.82	07.13	13.15	1:04.34	1:01.30	1:01.52	0:48.26 [2]	1:21.36 [3]	1:52.60 [3]	2:22.66 [3]	2:54.12	2:05.86	2:05.09	+1m	15.48m
		David Miles	Lead	Q3			201m	805m	806m	806m	631m	403m	403m	404m	403m				

Note: Timing is based on positional data.

[] Indicates rank at the end of each section


--:-- No data available for this section

N/A Information not available

Melton-Professional-2026-04-24

Race 6: 2CONSTRUCT TROT - 2240m

24 April 2026 - 8:06PM



HARNESS RACING VICTORIA

RANK	TAB	Horse/ Driver	Top Speed (Km/h)	Fastest Section	First 50m	First 100m	First 200m	First Half	Middle Half	Last Half	Lead Time	1st Quarter	2nd Quarter	3rd Quarter	4th Quarter	Last Mile	Mile Rate	Distance Travelled	Gross Time/ Margin
												0:48.70	1:21.70 (0:33.00)	1:52.80 (0:31.10)	2:22.50 (0:29.70)				
8	7	MISTA WALKER	50.80	0:29.74	03.93	07.54	14.94	1:03.40	1:00.94	1:00.86	0:50.02 [8]	1:22.23 [8]	1:53.43 [8]	2:23.17 [8]	2:54.28	2:04.26	2:05.22	+33m	17.77m
		Ellen Tormey	Q3	Q3			205m	817m	814m	816m	640m	409m	408m	406m	410m				
9	5	MOONSHINE LOUIE	54.32	0:30.05	03.76	06.96	13.04	1:03.59	1:01.30	1:03.44	0:49.22 [6]	1:21.55 [4]	1:52.80 [4]	2:22.85 [5]	2:56.25	2:07.03	2:06.63	+23m	44.09m
		Ashley Manton	Lead	Q3			203m	817m	813m	812m	636m	409m	408m	405m	407m				
10	4	JAKEE BOY	52.56	0:31.69	03.75	07.10	13.82	1:03.93	1:06.66	1:10.84	0:51.92 [10]	1:23.61 [10]	1:55.85 [10]	2:30.28 [10]	3:06.71	2:14.77	2:14.14	+22m	184.31m
		Leigh Sutton	Lead	Q1			204m	810m	809m	812m	641m	405m	405m	404m	408m				

Note: Timing is based on positional data.

[] Indicates rank at the end of each section

--:--:-- No data available for this section

N/A Information not available

Melton-Professional-2026-04-24

Race 7: BETAVET TROT - 2240m

24 April 2026 - 8:34PM



HARNESS RACING VICTORIA

RANK	TAB	Horse/ Driver	Top Speed (Km/h)	Fastest Section	First 50m	First 100m	First 200m	First Half	Middle Half	Last Half	Lead Time 0:46.90	1st Quarter	2nd Quarter	3rd Quarter	4th Quarter	Last Mile	Mile Rate	Distance Travelled	Gross Time/ Margin
												1:18.70 (0:31.80)	1:50.00 (0:31.30)	2:20.40 (0:30.40)	2:51.40 (0:31.00)				
1	1	STEADY DREAM	51.19	0:30.44	03.90	07.31	13.98	1:03.31	1:01.96	1:00.93	0:47.15 [6]	1:19.00 [6]	1:50.46 [7]	2:20.95 [8]	2:51.39	2:04.24	2:03.13	+13m	2:51.39
		Craig Demmler	Lead	Q4			201m	805m	806m	817m	632m	402m	402m	403m	413m				
2	5	SONNYBOY	54.43	0:30.41	03.78	06.99	13.40	1:03.33	1:01.88	1:01.53	0:46.62 [2]	1:18.48 [2]	1:49.95 [3]	2:20.36 [4]	2:51.48	2:04.86	2:03.20	+10m	1.27m
		Taylor Ford	Lead	Q3			204m	808m	807m	807m	634m	404m	404m	403m	405m				
3	10	KENNYSON	52.02	0:30.43	03.80	07.15	13.85	1:03.38	1:01.92	1:02.24	0:46.20 [1]	1:18.10 [1]	1:49.59 [1]	2:20.02 [1]	2:51.84	2:05.62	2:03.46	+22m	6.04m
		Daryl Douglas	Lead	Q3			205m	808m	807m	809m	644m	404m	404m	403m	406m				
4	2	KYVALLEY JENNY	53.78	0:30.45	03.74	06.97	13.61	1:03.32	1:01.93	1:01.93	0:46.82 [4]	1:18.66 [4]	1:50.14 [5]	2:20.57 [6]	2:52.07	2:05.25	2:03.62	+6m	9.11m
		John Caldw	Lead	Q3			202m	808m	806m	805m	633m	404m	404m	403m	403m				
5	7	LITTLE TEDEY	50.47	0:30.42	03.97	07.60	14.88	1:03.13	1:01.89	1:01.37	0:47.71 [8]	1:19.38 [8]	1:50.86 [9]	2:21.27 [9]	2:52.23	2:04.50	2:03.74	+9m	11.35m
		Ian McMahon	Q4	Q3			205m	805m	805m	808m	636m	402m	402m	403m	406m				
6	6	ALLWATFUNJINGLES	50.54	0:29.94	03.89	07.40	14.40	1:02.86	1:01.20	1:01.74	0:47.78 [9]	1:19.39 [9]	1:50.64 [8]	2:20.57 [5]	2:52.38	2:04.60	2:03.84	+38m	13.28m
		Blake Pace	Lead	Q3			207m	817m	815m	819m	642m	410m	408m	407m	412m				
7	3	KALARNEY PRINCE	51.55	0:30.43	03.81	07.18	13.91	1:02.95	1:01.76	1:02.76	0:46.79 [3]	1:18.41 [3]	1:49.74 [2]	2:20.17 [2]	2:52.50	2:05.71	2:03.93	+27m	14.93m
		Kylie Sugars	Lead	Q3			204m	816m	813m	814m	637m	409m	407m	405m	409m				

Note: Timing is based on positional data.

[] Indicates rank at the end of each section


--:-- No data available for this section

N/A Information not available

Melton-Professional-2026-04-24

Race 7: BETAVET TROT - 2240m

24 April 2026 - 8:34PM



HARNESS RACING VICTORIA

RANK	TAB	Horse/ Driver	Top Speed (Km/h)	Fastest Section	First 50m	First 100m	First 200m	First Half	Middle Half	Last Half	Lead Time	1st Quarter	2nd Quarter	3rd Quarter	4th Quarter	Last Mile	Mile Rate	Distance Travelled	Gross Time/ Margin
												0:46.90	1:18.70 (0:31.80)	1:50.00 (0:31.30)	2:20.40 (0:30.40)				
8	9	ALDEBARAN MARCUS	52.42	0:30.20	03.80	07.11	14.20	1:02.92	1:01.50	1:02.88	0:47.07 [5]	1:18.69 [5]	1:49.99 [4]	2:20.18 [3]	2:52.87	2:05.80	2:04.20	+37m	19.9m
		Ellen Tormey	Lead	Q3			204m	817m	815m	818m	642m	409m	408m	407m	411m				
9	8	MASSIF CENTRAL	50.29	0:30.32	03.90	07.33	14.59	1:02.88	1:01.56	1:03.45	0:47.40 [7]	1:19.02 [7]	1:50.28 [6]	2:20.60 [7]	2:53.74	2:06.33	2:04.82	+32m	31.57m
		Tristan Larsen	Lead	Q3			203m	817m	813m	813m	641m	409m	408m	406m	408m				
10	4	MAJOR MAX	51.12	0:30.80	03.84	07.31	15.21	1:03.04	1:02.01	1:03.10	0:50.27 [10]	1:22.09 [10]	1:53.31 [10]	2:24.11 [10]	2:56.42	2:06.14	2:06.75	+22m	67.5m
		Jodi Quinlan	Lead	Q3			208m	810m	808m	810m	642m	405m	405m	403m	407m				

Note: Timing is based on positional data.

[] Indicates rank at the end of each section


--:--:-- No data available for this section

N/A Information not available

Melton-Professional-2026-04-24

Race 8: NEVELE R STUD PACE - 1720m

24 April 2026 - 9:05PM



HARNESS RACING VICTORIA

RANK	TAB	Horse/ Driver	Top Speed (Km/h)	Fastest Section	First 50m	First 100m	First 200m	First Half	Middle Half	Last Half	Lead Time 0:07.10	1st Quarter	2nd Quarter	3rd Quarter	4th Quarter	Last Mile	Mile Rate	Distance Travelled	Gross Time/ Margin
												0:35.90 (0:28.80)	1:06.40 (0:30.50)	1:34.70 (0:28.30)	2:04.00 (0:29.30)				
1	6	SCHERGER THAT	56.63	0:28.41	03.52	06.59	12.97	0:59.94	0:58.78	0:57.55	0:06.51 [1]	0:36.09 [4]	1:06.46 [4]	1:34.87 [4]	2:04.02	1:57.49	1:56.04	+22m	2:04.02
		Taylor Youl	Lead	Q3			206m	819m	814m	817m		108m	411m	408m	406m				
2	1	SUMTHIN ELSE	56.77	0:28.37	03.53	06.60	12.71	0:59.50	0:59.04	0:58.30	0:06.42 [2]	0:35.24 [1]	1:05.91 [1]	1:34.28 [1]	2:04.21	1:57.80	1:56.22	0m	2.6m
		David Miles	Lead	Q3			202m	805m	805m	809m		108m	403m	402m	403m				
3	5	TAPPY	55.12	0:28.46	03.55	06.72	13.44	1:00.00	0:58.09	0:57.73	0:06.57 [4]	0:36.95 [7]	1:06.57 [5]	1:35.05 [5]	2:04.32	1:57.73	1:56.31	+17m	3.94m
		Ryan Sanderson	Lead	Q3			207m	816m	809m	815m		108m	412m	404m	405m				
4	8	GENERAL LINCOLN	55.84	0:28.37	03.57	06.69	13.03	0:59.42	0:59.03	0:58.12	0:06.89 [7]	0:35.64 [2]	1:06.30 [3]	1:34.66 [3]	2:04.41	1:57.54	1:56.40	+4m	5.15m
		Sergio Lenardi	Q1	Q3			202m	805m	805m	808m		111m	403m	402m	403m				
5	3	KISS ME MINI NZ	56.48	0:28.42	03.54	06.61	12.81	0:59.64	0:58.87	0:58.53	0:06.48 [3]	0:35.67 [3]	1:06.12 [2]	1:34.54 [2]	2:04.66	1:58.17	1:56.63	+18m	8.53m
		Michael Bellman	Q1	Q3			203m	817m	814m	814m		108m	409m	408m	406m				
6	9	HAPPENSTBABEACHBOY	54.32	0:28.45	03.60	06.81	13.53	1:00.09	0:58.94	0:58.01	0:07.03 [9]	0:36.63 [6]	1:07.12 [8]	1:35.56 [8]	2:05.13	1:58.10	1:57.08	+28m	14.89m
		Liam Older	Lead	Q3			204m	818m	817m	818m		112m	409m	409m	408m				
7	7	KING SAINT	54.76	0:27.73	03.67	06.99	13.92	1:00.49	0:58.16	0:57.91	0:06.89 [8]	0:36.95 [8]	1:07.38 [9]	1:35.11 [6]	2:05.28	1:58.40	1:57.23	+28m	17.05m
		Ellen Tormey	Q3	Q3			205m	820m	818m	820m		108m	410m	410m	408m				

Note: Timing is based on positional data.

[] Indicates rank at the end of each section

--:-- No data available for this section

N/A Information not available



Melton-Professional-2026-04-24

Race 8: NEVELE R STUD PACE - 1720m

24 April 2026 - 9:05PM



HARNESS RACING VICTORIA

RANK	TAB	Horse/Driver	Top Speed (Km/h)	Fastest Section	First 50m	First 100m	First 200m	First Half	Middle Half	Last Half	Lead Time	1st Quarter	2nd Quarter	3rd Quarter	4th Quarter	Last Mile	Mile Rate	Distance Travelled	Gross Time/Margin
												0:35.90 (0:28.80)	1:06.40 (0:30.50)	1:34.70 (0:28.30)	2:04.00 (0:29.30)				
8	2	LETS GO LORNA	54.43	0:28.63	03.61	06.79	13.22	1:00.09	0:59.12	0:58.42	0:06.81 [6]	0:36.40 [5]	1:06.89 [6]	1:35.53 [7]	2:05.32	1:58.51	1:57.25	+14m	17.37m
		Ewa Justice	Lead	Q3			203m	817m	814m	810m	108m	409m	408m	406m	404m				
9	4	ILEANA	54.97	0:28.63	03.56	06.74	13.45	1:00.39	0:58.35	1:00.85	0:06.60 [5]	0:37.27 [9]	1:06.99 [7]	1:35.62 [9]	2:07.84	2:01.24	1:59.62	+11m	51.27m
		Daryl Douglas	Lead	Q3			204m	817m	807m	808m	108m	413m	404m	403m	405m				

Note: Timing is based on positional data.

[] Indicates rank at the end of each section


--:--:-- No data available for this section

N/A Information not available

Melton-Professional-2026-04-24

Race 9: MIMOSA HOMES PACE - 1720m

24 April 2026 - 9:43PM



HARNESS RACING VICTORIA


RANK	TAB	Horse/ Driver	Top Speed (Km/h)	Fastest Section	First 50m	First 100m	First 200m	First Half	Middle Half	Last Half	Lead Time 0:07.10	1st Quarter	2nd Quarter	3rd Quarter	4th Quarter	Last Mile	Mile Rate	Distance Travelled	Gross Time/ Margin
												0:35.70 (0:28.60)	1:06.10 (0:30.40)	1:35.60 (0:29.50)	2:05.60 (0:30.00)				
1	8	AVEIRO	54.90	0:28.54	03.63	06.79	13.31	0:59.14	1:00.20	0:59.39	0:07.08 [9]	0:35.62 [5]	1:06.22 [5]	1:35.82 [6]	2:05.61	1:58.53	1:57.52	+7m	2:05.61
		Lauren White	Lead	Q1			201m	805m	806m	805m	117m	403m	403m	403m	402m				
2	2	ALLGOOD VINNIE	57.13	0:28.65	03.53	06.56	12.54	0:59.22	1:00.11	1:00.19	0:06.44 [1]	0:35.09 [1]	1:05.67 [1]	1:35.20 [1]	2:05.86	1:59.41	1:57.76	+6m	3.35m
		Ewa Justice	Q1	Q1			203m	807m	806m	809m	110m	404m	403m	403m	406m				
3	1	PICKLE IT	55.98	0:28.80	03.57	06.68	12.81	0:59.36	1:00.15	0:59.91	0:06.59 [2]	0:35.40 [2]	1:05.97 [3]	1:35.55 [3]	2:05.88	1:59.27	1:57.78	+4m	3.74m
		Taylor Ford	Lead	Q1			202m	805m	805m	809m	110m	403m	402m	403m	406m				
4	7	WICHITA KANSAS	52.56	0:29.05	03.78	07.09	13.84	0:59.95	0:59.44	0:59.13	0:07.06 [7]	0:36.63 [9]	1:07.02 [9]	1:36.06 [8]	2:06.15	1:59.08	1:58.03	+39m	7.27m
		Leilani Justice	Q1	Q3			207m	824m	820m	824m	111m	413m	411m	409m	415m				
5	9	HURRICANE HOOLY	56.02	0:28.82	03.62	06.71	13.21	0:59.59	1:00.33	0:59.89	0:06.83 [6]	0:35.64 [6]	1:06.41 [6]	1:35.98 [7]	2:06.32	1:59.48	1:58.19	+29m	9.63m
		Jackie Barker	Lead	Q1			203m	817m	815m	818m	114m	409m	409m	406m	411m				
6	5	OUR BELLA LUCIA	54.32	0:28.80	03.59	06.84	13.38	0:59.04	0:59.85	1:00.64	0:06.73 [4]	0:35.53 [4]	1:05.78 [2]	1:35.38 [2]	2:06.42	1:59.68	1:58.28	+28m	10.88m
		Leigh Sutton	Lead	Q1			207m	823m	813m	815m	110m	416m	408m	406m	409m				
7	3	ELLEEGANT LANE	54.29	0:29.21	03.64	06.84	13.47	0:59.92	1:00.32	0:59.75	0:06.74 [5]	0:35.95 [7]	1:06.67 [7]	1:36.28 [9]	2:06.42	1:59.67	1:58.28	+24m	10.93m
		Liam Older	Lead	Q1			204m	819m	815m	814m	110m	411m	409m	406m	408m				

Note: Timing is based on positional data.

[] Indicates rank at the end of each section

--:-- No data available for this section

N/A Information not available



Melton-Professional-2026-04-24

Race 9: MIMOSA HOMES PACE - 1720m

24 April 2026 - 9:43PM



HARNESS RACING VICTORIA

RANK	TAB	Horse/ Driver	Top Speed (Km/h)	Fastest Section	First 50m	First 100m	First 200m	First Half	Middle Half	Last Half	Lead Time	1st Quarter	2nd Quarter	3rd Quarter	4th Quarter	Last Mile	Mile Rate	Distance Travelled	Gross Time/ Margin
												0:35.70 (0:28.60)	1:06.10 (0:30.40)	1:35.60 (0:29.50)	2:05.60 (0:30.00)				
8	4	FLYING SPARKS	55.01	0:28.79	03.59	06.74	13.10	0:59.51	1:00.31	1:00.92	0:06.56 [3]	0:35.36 [3]	1:06.07 [4]	1:35.66 [4]	2:06.99	2:00.43	1:58.82	+27m	18.59m
		Michael Bellman	Lead	Q1			206m	821m	814m	816m	110m	413m	408m	406m	410m				
9	6	OUR TRUE COLOURS	53.17	0:29.05	03.80	07.11	13.67	0:59.62	0:59.44	1:00.30	0:07.15 [8]	0:36.39 [8]	1:06.77 [8]	1:35.82 [5]	2:07.08	1:59.92	1:58.90	+35m	19.7m
		John Caldwell	Q1	Q3			204m	821m	820m	822m	112m	411m	411m	409m	412m				

Note: Timing is based on positional data.

[] Indicates rank at the end of each section

--:--:-- No data available for this section

N/A Information not available

Melton-Professional-2026-04-24

Race 10: FORTY WINKS MELTON PACE - 1720m

24 April 2026 - 10:13PM



HARNESS RACING VICTORIA


RANK	TAB	Horse/ Driver	Top Speed (Km/h)	Fastest Section	First 50m	First 100m	First 200m	First Half	Middle Half	Last Half	Lead Time	1st Quarter	2nd Quarter	3rd Quarter	4th Quarter	Last Mile	Mile Rate	Distance Travelled	Gross Time/ Margin
												0:36.10 (0:28.70)	1:06.60 (0:30.50)	1:36.70 (0:30.10)	2:06.10 (0:29.40)				
1	4	WOODLEA DIEGO NZ	53.96	0:28.75	03.94	07.45	14.30	0:59.30	1:00.64	0:59.28	0:07.54 [6]	0:36.28 [5]	1:06.84 [5]	1:36.94 [5]	2:06.14	1:58.57	1:58.02	+2m	2:06.14
		Ewa Justice	Q1	Q1			203m	806m	805m	805m	111m	403m	403m	403m	403m				
2	1	FREAK OUT	54.00	0:29.13	03.65	06.86	13.38	0:59.72	1:00.69	0:59.56	0:06.91 [3]	0:36.04 [3]	1:06.64 [3]	1:36.75 [3]	2:06.22	1:59.28	1:58.10	+3m	1.14m
		Brent Murphy	Lead	Q1			203m	805m	805m	808m	110m	403m	402m	403m	405m				
3	2	SHIRALEE	54.83	0:28.79	03.66	06.85	13.09	0:59.43	1:00.78	1:00.13	0:06.74 [2]	0:35.53 [2]	1:06.17 [1]	1:36.31 [1]	2:06.31	1:59.56	1:58.18	+5m	2.29m
		Leilani Justice	Q1	Q1			204m	807m	805m	809m	110m	405m	403m	402m	406m				
4	3	GLENLINE	52.13	0:29.34	03.80	07.21	14.17	0:59.76	1:00.37	0:59.38	0:07.17 [4]	0:36.60 [6]	1:06.93 [6]	1:36.97 [6]	2:06.31	1:59.14	1:58.18	+25m	2.32m
		Anne-Maree Conroy	Q4	Q4			204m	815m	813m	820m	110m	409m	406m	407m	413m				
5	5	PRECIOUS BELLE NZ	52.85	0:29.14	04.00	07.60	14.75	0:59.49	1:00.30	0:59.16	0:07.81 [7]	0:37.03 [7]	1:07.32 [8]	1:37.34 [8]	2:06.48	1:58.65	1:58.34	+29m	4.53m
		Taylor Ford	Q4	Q4			203m	816m	815m	821m	111m	409m	407m	408m	414m				
6	7	BONA KHAN	55.01	0:28.83	03.65	06.82	12.87	0:59.52	1:00.88	1:00.70	0:06.69 [1]	0:35.52 [1]	1:06.21 [2]	1:36.40 [2]	2:06.91	2:00.22	1:58.74	+19m	10.37m
		Jodi Quinlan	Q1	Q1			206m	816m	812m	814m	110m	410m	406m	406m	408m				
7	8	VIVA STORM	53.89	0:28.95	03.72	06.94	13.66	0:59.42	1:00.53	1:00.40	0:07.19 [5]	0:36.14 [4]	1:06.61 [4]	1:36.67 [4]	2:07.02	1:59.82	1:58.85	+28m	11.86m
		Darren Pace	Lead	Q1			203m	815m	814m	819m	114m	408m	406m	408m	411m				

Note: Timing is based on positional data.

[] Indicates rank at the end of each section

--:-- No data available for this section

N/A Information not available



HARNESS RACING VICTORIA

Melton-Professional-2026-04-24

Race 10: FORTY WINKS MELTON PACE - 1720m

24 April 2026 - 10:13PM



RANK	TAB	Horse/Driver	Top Speed (Km/h)	Fastest Section	First 50m	First 100m	First 200m	First Half	Middle Half	Last Half	Lead Time	1st Quarter	2nd Quarter	3rd Quarter	4th Quarter	Last Mile	Mile Rate	Distance Travelled	Gross Time/Margin
8	6	CINQUANTA	50.72	0:29.45	03.96	07.74	15.01	0:59.35	1:00.04	1:00.59	0:07.72 [8]	0:37.17 [8]	1:07.07 [7]	1:37.21 [7]	2:07.66	1:59.94	1:59.44	+8m	20.34m
		Daryl Douglas	Q1	Q1			204m	808m	806m	810m	110m	406m	403m	403m	407m				

Note: Timing is based on positional data.

[] Indicates rank at the end of each section

--:-- No data available for this section

N/A Information not available