

Melton-Professional-2026-05-23

Race 1: HYLAND RACING COLOURS PACE - 2240m

23 May 2026 - 5:30PM



HARNESS RACING VICTORIA

RANK	TAB	Horse/ Driver	Top Speed (Km/h)	Fastest Section	First 50m	First 100m	First 200m	First Half	Middle Half	Last Half	Lead Time	1st Quarter	2nd Quarter	3rd Quarter	4th Quarter	Last Mile	Mile Rate	Distance Travelled	Gross Time/ Margin
												0:42.56	1:13.56 (0:31.00)	1:44.83 (0:31.26)	2:13.35 (0:28.52)				
1	12	KARTIARE	55.94	0:27.96	03.67	06.95	13.59	1:01.39	0:58.56	0:56.48	0:44.23 [11]	1:15.57 [11]	1:45.61 [9]	2:14.12 [8]	2:42.08	1:57.87	1:56.44	+50m	2:42.08
		Chris Alford	Q4	Q4			204m	820m	820m	824m	646m	409m	412m	408m	415m				
2	7	ALL BLAZING GUNS	55.08	0:28.22	03.72	07.12	14.50	1:02.05	0:59.77	0:56.76	0:43.32 [7]	1:14.14 [5]	1:45.37 [7]	2:13.91 [7]	2:42.14	1:58.81	1:56.49	+16m	0.79m
		Matthew Craven	Q4	Q4			206m	807m	808m	812m	638m	405m	402m	405m	407m				
3	8	HEATSEEKER	57.89	0:28.53	03.59	06.65	12.73	1:02.23	0:59.77	0:57.07	0:42.91 [3]	1:13.91 [3]	1:45.14 [4]	2:13.68 [4]	2:42.21	1:59.30	1:56.54	+12m	1.72m
		Ewa Justice	Lead	Q4			202m	807m	808m	811m	634m	404m	402m	405m	406m				
4	1	ROYAL APPOINTMENT	57.92	0:28.53	03.56	06.61	12.69	1:02.26	0:59.79	0:57.47	0:42.56 [1]	1:13.56 [1]	1:44.83 [1]	2:13.35 [1]	2:42.30	1:59.73	1:56.60	+9m	2.96m
		Jack Laugher	Lead	Q3			202m	806m	807m	811m	632m	404m	402m	405m	406m				
5	3	THE STEEL DRAGON	55.04	0:28.51	03.63	06.80	13.91	1:01.77	0:59.73	0:57.06	0:43.91 [10]	1:14.45 [7]	1:45.67 [10]	2:14.19 [10]	2:42.74	1:58.83	1:56.92	+18m	8.81m
		James Herbertson	Lead	Q3			207m	806m	807m	811m	641m	404m	402m	405m	406m				
6	2	BIZZNESS CLASS	55.66	0:28.56	03.57	06.69	13.22	1:01.66	0:59.75	0:58.28	0:43.17 [6]	1:13.64 [2]	1:44.83 [2]	2:13.38 [2]	2:43.11	1:59.94	1:57.18	+31m	13.77m
		Luke Dunne	Lead	Q3			204m	821m	813m	814m	636m	413m	408m	405m	409m				
7	4	LILLY LOTUS	57.53	0:28.57	03.57	06.61	13.10	1:02.87	0:59.76	0:57.71	0:42.61 [2]	1:14.28 [6]	1:45.48 [8]	2:14.06 [9]	2:43.20	2:00.57	1:57.25	+34m	14.99m
		Mark Pitt	Lead	Q3			206m	816m	813m	818m	641m	408m	408m	405m	413m				

Note: Timing is based on positional data.

[] Indicates rank at the end of each section


--:-- No data available for this section

N/A Information not available

Melton-Professional-2026-05-23

Race 1: HYLAND RACING COLOURS PACE - 2240m

23 May 2026 - 5:30PM



HARNESS RACING VICTORIA

RANK	TAB	Horse/ Driver	Top Speed (Km/h)	Fastest Section	First 50m	First 100m	First 200m	First Half	Middle Half	Last Half	Lead Time	1st Quarter	2nd Quarter	3rd Quarter	4th Quarter	Last Mile	Mile Rate	Distance Travelled	Gross Time/ Margin
												1:13.56 (0:31.00)	1:44.83 (0:31.26)	2:13.35 (0:28.52)	2:42.08 (0:28.73)				
8	10	DALLAS MIKI	55.84	0:28.60	03.60	06.72	13.18	1:01.46	0:58.63	0:58.40	0:43.48 [8]	1:14.90 [9]	1:44.94 [3]	2:13.54 [3]	2:43.34	1:59.86	1:57.35	+40m	16.91m
		Ros Rolfe	Lead	Q3			205m	820m	820m	820m	640m	408m	412m	408m	412m				
9	6	BLACKJACK WHACKO	55.55	0:28.60	03.65	06.86	13.47	1:02.19	0:59.81	0:58.14	0:43.02 [5]	1:14.00 [4]	1:45.21 [5]	2:13.80 [5]	2:43.35	2:00.33	1:57.36	+33m	17.03m
		Chris Svanosio	Lead	Q3			208m	818m	813m	814m	642m	410m	408m	405m	409m				
10	11	PATIRO NZ	54.76	0:28.57	03.72	06.96	13.52	1:01.43	0:58.56	0:58.99	0:43.77 [9]	1:15.20 [10]	1:45.21 [6]	2:13.79 [6]	2:44.22	2:00.42	1:57.98	+40m	28.65m
		Taylor Youl	Lead	Q3			204m	820m	819m	820m	640m	408m	412m	407m	413m				
11	5	DANCE AFFAIR	59.40	0:31.24	03.56	06.53	12.65	1:03.01	1:02.96	1:09.66	0:42.77 [4]	1:14.54 [8]	1:45.78 [11]	2:17.51 [11]	2:55.45	2:12.67	2:06.05	+22m	179.33m
		Daryl Douglas	Lead	Q2			206m	815m	812m	810m	637m	407m	408m	404m	407m				

Scratched: BIG BOY MAL (9)

Note: Timing is based on positional data.

[] Indicates rank at the end of each section

-:--:- No data available for this section

N/A Information not available

Melton-Professional-2026-05-23

Race 2: BENSTUD STANDARDBREDS PACE - 2240m

23 May 2026 - 6:05PM



HARNESS RACING VICTORIA

RANK	TAB	Horse/Driver	Top Speed (Km/h)	Fastest Section	First 50m	First 100m	First 200m	First Half	Middle Half	Last Half	Lead Time	1st Quarter	2nd Quarter	3rd Quarter	4th Quarter	Last Mile	Mile Rate	Distance Travelled	Gross Time/Margin
												0:45.48	1:15.88 (0:30.40)	1:45.66 (0:29.78)	2:13.56 (0:27.91)				
1	11	GUNFORHIRE	56.81	0:27.27	03.78	07.10	14.01	1:00.10	0:57.45	0:54.98	0:46.52 [8]	1:16.88 [8]	1:46.63 [8]	2:14.33 [7]	2:41.61	1:55.08	1:56.11	+36m	2:41.61
		Ewa Justice	Q4	Q4			205m	816m	814m	820m	640m	408m	408m	406m	414m				
2	8	HIGHLANDHARTBREAKA	56.48	0:27.89	03.57	06.66	12.91	1:00.15	0:57.63	0:55.89	0:45.77 [3]	1:16.18 [3]	1:45.92 [3]	2:13.82 [3]	2:41.82	1:56.04	1:56.26	+12m	2.86m
		Kate Gath	Lead	Q3			203m	806m	808m	812m	635m	403m	402m	405m	406m				
3	1	KEAYANG PAYTON	56.30	0:27.91	03.54	06.62	12.47	1:00.19	0:57.69	0:56.27	0:45.48 [1]	1:15.88 [1]	1:45.66 [1]	2:13.56 [1]	2:41.94	1:56.46	1:56.34	+7m	4.41m
		Jason Lee	Lead	Q3			203m	806m	807m	811m	634m	403m	402m	404m	406m				
4	10	OZZIE CORKA	55.55	0:27.54	03.70	06.89	13.70	1:00.10	0:57.59	0:55.40	0:46.43 [7]	1:16.80 [7]	1:46.54 [7]	2:14.40 [8]	2:41.95	1:55.50	1:56.35	+12m	4.56m
		Daryl Douglas	Q4	Q4			204m	805m	807m	810m	637m	403m	402m	404m	406m				
5	3	TO THE NINES	54.79	0:28.03	03.62	06.79	12.93	1:00.12	0:57.76	0:56.06	0:45.93 [4]	1:16.32 [4]	1:46.06 [4]	2:14.09 [4]	2:42.12	1:56.18	1:56.47	+31m	6.81m
		Connor Clarke	Lead	Q3			206m	817m	814m	817m	640m	409m	408m	406m	411m				
6	9	ANIMADO	54.65	0:27.89	03.70	06.90	13.40	1:00.15	0:57.66	0:56.00	0:46.06 [5]	1:16.44 [5]	1:46.20 [5]	2:14.10 [5]	2:42.21	1:56.15	1:56.54	+12m	8.01m
		James Herbertson	Lead	Q3			202m	806m	807m	811m	635m	403m	402m	405m	407m				
7	6	OH SWEET CREATURE	55.98	0:27.86	03.57	06.69	12.63	1:00.11	0:57.60	0:56.17	0:46.26 [6]	1:16.64 [6]	1:46.37 [6]	2:14.24 [6]	2:42.55	1:56.28	1:56.78	+30m	12.58m
		Liam Older	Lead	Q3			208m	818m	813m	814m	641m	409m	408m	405m	409m				

Note: Timing is based on positional data.

- [] Indicates rank at the end of each section
- :--:- No data available for this section
- N/A Information not available

Melton-Professional-2026-05-23

Race 2: BENSTUD STANDARDBREDS PACE - 2240m

23 May 2026 - 6:05PM



HARNESS RACING VICTORIA

RANK	TAB	Horse/Driver	Top Speed (Km/h)	Fastest Section	First 50m	First 100m	First 200m	First Half	Middle Half	Last Half	Lead Time	1st Quarter	2nd Quarter	3rd Quarter	4th Quarter	Last Mile	Mile Rate	Distance Travelled	Gross Time/Margin
												0:45.48	1:15.88 (0:30.40)	1:45.66 (0:29.78)	2:13.56 (0:27.91)				
8	2	MICHEN ROY	56.09	0:28.04	03.63	06.73	12.56	1:00.16	0:57.77	0:57.09	0:45.62 [2]	1:16.05 [2]	1:45.77 [2]	2:13.82 [2]	2:42.87	1:57.25	1:57.02	+24m	16.95m
		Glenn Bull	Lead	Q3			205m	816m	812m	812m	639m	408m	407m	404m	408m				
9	7	PISTOL PEARCE	54.68	0:27.65	03.77	07.22	14.08	1:00.02	0:57.36	0:56.10	0:46.94 [10]	1:17.25 [10]	1:46.96 [10]	2:14.61 [9]	2:43.07	1:56.12	1:57.16	+28m	19.61m
		Jodi Quinlan	Q3	Q3			206m	817m	813m	816m	638m	409m	408m	405m	410m				
10	5	BREATHE EASY	53.78	0:27.86	03.72	07.05	13.80	1:00.01	0:57.59	0:56.56	0:46.82 [9]	1:17.11 [9]	1:46.84 [9]	2:14.70 [10]	2:43.43	1:56.59	1:57.41	+16m	24.34m
		Kerryn Manning	Q3	Q3			206m	805m	806m	811m	641m	403m	402m	404m	408m				

Scratched: GIVE DAVE A WAVE (4)

Note: Timing is based on positional data.

[] Indicates rank at the end of each section

-:--:- No data available for this section

N/A Information not available

Melton-Professional-2026-05-23

Race 3: PRYDES EASIFEED PACE - 2240m

23 May 2026 - 6:40PM



HARNESS RACING VICTORIA


RANK	TAB	Horse/ Driver	Top Speed (Km/h)	Fastest Section	First 50m	First 100m	First 200m	First Half	Middle Half	Last Half	Lead Time 0:43.91	1st Quarter	2nd Quarter	3rd Quarter	4th Quarter	Last Mile	Mile Rate	Distance Travelled	Gross Time/ Margin
												1:13.65 (0:29.74)	1:44.42 (0:30.77)	2:12.95 (0:28.53)	2:42.15 (0:29.20)				
1	9	TOORAM MAGIC	55.48	0:28.24	03.56	06.68	13.04	1:00.30	0:58.81	0:56.66	0:45.09 [7]	1:14.81 [8]	1:45.39 [8]	2:13.63 [7]	2:42.06	1:56.96	1:56.43	+35m	2:42.06
		Alex Ashwood	Lead	Q3			204m	815m	814m	821m		639m	407m	408m	406m				
2	10	CEE CEE LOU	55.12	0:28.14	03.57	06.79	13.56	1:00.33	0:58.82	0:56.35	0:45.39 [9]	1:15.10 [9]	1:45.71 [9]	2:13.93 [9]	2:42.07	1:56.68	1:56.44	+37m	0.2m
		Luke Dunne	Q4	Q4			204m	816m	815m	820m		641m	408m	408m	407m				
3	7	ODIN	55.12	0:27.89	03.57	06.82	13.80	1:00.32	0:58.81	0:56.08	0:45.74 [10]	1:15.44 [10]	1:46.06 [10]	2:14.25 [10]	2:42.15	1:56.40	1:56.49	+39m	1.22m
		James Herbertson	Q4	Q4			208m	815m	815m	823m		642m	407m	408m	407m				
4	1	EMILY VINCENT	55.73	0:28.56	03.56	06.67	12.89	1:00.52	0:59.34	0:57.56	0:44.24 [3]	1:13.98 [2]	1:44.76 [3]	2:13.31 [3]	2:42.32	1:58.09	1:56.62	+12m	3.5m
		Lochie Cook	Lead	Q3			203m	807m	808m	812m		635m	404m	403m	406m				
5	8	CLYMENUS NZ	55.44	0:28.61	03.56	06.68	13.05	1:00.41	0:59.34	0:57.41	0:44.59 [5]	1:14.27 [4]	1:45.01 [5]	2:13.63 [5]	2:42.43	1:57.82	1:56.69	+13m	4.96m
		Tasmyn Potter	Lead	Q3			202m	808m	809m	809m		636m	405m	403m	406m				
6	3	TRIPLE ROCK SAINT	55.94	0:28.25	03.52	06.62	13.02	1:00.36	0:58.86	0:57.62	0:44.83 [6]	1:14.59 [6]	1:45.20 [6]	2:13.44 [4]	2:42.81	1:57.98	1:56.97	+27m	10.12m
		Jack Laugher	Lead	Q3			204m	814m	814m	817m		637m	407m	407m	407m				
7	5	JACCKA CONNOR NZ	53.64	0:28.60	03.63	06.97	13.90	1:00.08	0:59.33	0:57.56	0:45.20 [8]	1:14.56 [7]	1:45.28 [7]	2:13.88 [8]	2:42.87	1:57.66	1:57.01	+13m	10.86m
		Daryl Douglas	Lead	Q3			205m	807m	805m	809m		638m	404m	402m	403m				

Note: Timing is based on positional data.

[] Indicates rank at the end of each section

-:--:- No data available for this section

N/A Information not available



Melton-Professional-2026-05-23

Race 3: PRYDES EASIFEED PACE - 2240m

23 May 2026 - 6:40PM



HARNESS RACING VICTORIA

RANK	TAB	Horse/ Driver	Top Speed (Km/h)	Fastest Section	First 50m	First 100m	First 200m	First Half	Middle Half	Last Half	Lead Time	1st Quarter	2nd Quarter	3rd Quarter	4th Quarter	Last Mile	Mile Rate	Distance Travelled	Gross Time/ Margin
												0:43.91	1:13.65 (0:29.74)	1:44.42 (0:30.77)	2:12.95 (0:28.53)				
8	2	DONMARO NZ	57.28	0:28.52	03.48	06.50	12.63	1:00.52	0:59.30	0:58.52	0:43.91 [1]	1:13.65 [1]	1:44.42 [1]	2:12.95 [1]	2:42.96	1:59.04	1:57.08	+13m	12.1m
		Kate Gath	Lead	Q3			203m	807m	810m	813m	634m	405m	403m	407m	406m				
9	6	IN AN IDEAL WORLD	55.26	0:28.64	03.54	06.67	13.14	1:00.53	0:59.32	0:58.36	0:44.10 [2]	1:13.95 [3]	1:44.63 [2]	2:13.27 [2]	2:42.99	1:58.89	1:57.10	+23m	12.54m
		Ewa Justice	Lead	Q3			206m	813m	810m	812m	641m	406m	406m	404m	409m				
10	4	HITTHEROADJACK NZ	57.10	0:28.65	03.48	06.51	12.75	1:00.50	0:59.32	0:58.43	0:44.47 [4]	1:14.30 [5]	1:44.97 [4]	2:13.62 [6]	2:43.41	1:58.93	1:57.40	+21m	18.13m
		Chris Alford	Lead	Q3			206m	813m	810m	812m	638m	406m	406m	404m	409m				

Note: Timing is based on positional data.

[] Indicates rank at the end of each section

--:--:-- No data available for this section

N/A Information not available

Melton-Professional-2026-05-23

Race 4: SWIFT SIGNS VICBRED VOUCHER PACE - 2240m

23 May 2026 - 7:07PM



HARNESS RACING VICTORIA

RANK	TAB	Horse/ Driver	Top Speed (Km/h)	Fastest Section	First 50m	First 100m	First 200m	First Half	Middle Half	Last Half	Lead Time 0:44.80	1st Quarter	2nd Quarter	3rd Quarter	4th Quarter	Last Mile	Mile Rate	Distance Travelled	Gross Time/ Margin
												1:14.36 (0:29.56)	1:43.28 (0:28.92)	2:10.47 (0:27.19)	2:39.18 (0:28.71)				
1	6	SOME AMERICAN	57.28	0:27.20	03.55	06.56	12.87	0:58.48	0:56.12	0:55.91	0:44.80 [1]	1:14.36 [1]	1:43.28 [1]	2:10.47 [1]	2:39.18	1:54.39	1:54.36	+10m	2:39.18
		Ryan Sanderson	Lead	Q3			203m	806m	808m	812m		634m	403m	402m	405m				
2	2	DAY TWO	54.68	0:27.19	03.64	06.87	13.48	0:58.59	0:56.14	0:55.25	0:45.53 [6]	1:15.18 [6]	1:44.12 [6]	2:11.31 [5]	2:39.37	1:53.84	1:54.50	+28m	2.6m
		Tasmyn Potter	Q4	Q3			204m	817m	814m	816m		637m	409m	408m	406m				
3	8	KEAYANG WASABI	54.86	0:27.47	03.61	06.77	13.20	0:58.47	0:56.38	0:56.12	0:45.42 [5]	1:14.97 [5]	1:43.88 [5]	2:11.35 [6]	2:40.01	1:54.59	1:54.96	+8m	11.19m
		Annalise Scott	Lead	Q3			202m	806m	808m	808m		634m	403m	402m	405m				
4	9	KEAYANG RENEGADE	54.32	0:27.27	03.64	06.85	13.61	0:58.22	0:56.21	0:56.73	0:45.28 [4]	1:14.56 [2]	1:43.50 [2]	2:10.77 [2]	2:40.23	1:54.95	1:55.11	+31m	14.07m
		Jason Lee	Q3	Q3			204m	819m	811m	811m		640m	411m	407m	404m				
5	3	LE BELLE BIJOUX	54.14	0:27.44	03.66	06.88	13.26	0:58.60	0:56.40	0:56.40	0:45.22 [3]	1:14.87 [4]	1:43.83 [4]	2:11.27 [4]	2:40.23	1:55.00	1:55.12	+27m	14.12m
		Ellen Tormey	Q3	Q3			205m	818m	812m	813m		638m	410m	408m	404m				
6	1	SPRINGFIELD AFFAIR	55.12	0:27.44	03.59	06.73	13.18	0:58.46	0:56.34	0:56.70	0:45.10 [2]	1:14.66 [3]	1:43.56 [3]	2:11.00 [3]	2:40.27	1:55.16	1:55.14	+8m	14.59m
		Lochie Cook	Lead	Q3			203m	806m	808m	811m		633m	403m	403m	405m				
7	4	CRIME WRITER	54.18	0:27.47	03.96	07.44	13.86	0:58.44	0:56.38	0:55.97	0:45.87 [8]	1:15.40 [7]	1:44.30 [7]	2:11.77 [7]	2:40.27	1:54.41	1:55.15	+9m	14.66m
		Matthew Craven	Q3	Q3			202m	805m	807m	812m		632m	403m	402m	405m				

Note: Timing is based on positional data.

[] Indicates rank at the end of each section

--:-- No data available for this section

N/A Information not available

Melton-Professional-2026-05-23

Race 4: SWIFT SIGNS VICBRED VOUCHER PACE - 2240m

23 May 2026 - 7:07PM



HARNESS RACING VICTORIA

RANK	TAB	Horse/ Driver	Top Speed (Km/h)	Fastest Section	First 50m	First 100m	First 200m	First Half	Middle Half	Last Half	Lead Time	1st Quarter	2nd Quarter	3rd Quarter	4th Quarter	Last Mile	Mile Rate	Distance Travelled	Gross Time/ Margin
												0:44.80	1:14.36 (0:29.56)	1:43.28 (0:28.92)	2:10.47 (0:27.19)				
8	7	ALWAYSBEALADY	54.43	0:27.34	03.76	07.20	14.08	0:58.63	0:56.33	0:56.43	0:45.83 [7]	1:15.47 [8]	1:44.46 [8]	2:11.79 [8]	2:40.88	1:55.06	1:55.58	+30m	22.82m
		Liam Older	Q3	Q3			205m	819m	813m	814m	637m	410m	409m	405m	410m				

Scratched: PESCI (5)

Note: Timing is based on positional data.

[] Indicates rank at the end of each section

--:-- No data available for this section

N/A Information not available

Melton-Professional-2026-05-23

Race 5: ALDEBARAN PARK VICBRED VOUCHER TROT - 1720m

23 May 2026 - 7:40PM



HARNESS RACING VICTORIA

RANK	TAB	Horse/ Driver	Top Speed (Km/h)	Fastest Section	First 50m	First 100m	First 200m	First Half	Middle Half	Last Half	Lead Time	1st Quarter	2nd Quarter	3rd Quarter	4th Quarter	Last Mile	Mile Rate	Distance Travelled	Gross Time/ Margin
												0:36.12 (0:29.34)	1:06.75 (0:30.63)	1:35.60 (0:28.85)	2:05.75 (0:30.15)				
1	6	PASTOR DUNBAR	53.57	0:28.86	03.70	06.93	13.40	0:59.82	0:59.49	0:59.00	0:06.93 [6]	0:36.12 [1]	1:06.75 [1]	1:35.60 [1]	2:05.75	1:58.82	1:57.66	+12m	2:05.75
		Damian Wilson	Lead	Q3			206m	819m	808m	810m	105m	415m	404m	404m	406m				
2	3	JUST AS I AM	54.72	0:28.84	03.67	06.84	12.96	1:00.28	0:59.69	0:58.78	0:06.80 [3]	0:36.23 [2]	1:07.08 [4]	1:35.92 [3]	2:05.86	1:59.06	1:57.76	+3m	1:57m
		Tasmyn Potter	Lead	Q3			203m	809m	808m	811m	104m	405m	404m	404m	406m				
3	1	SAM NIEN	55.19	0:28.82	03.68	06.84	12.89	1:00.62	0:59.69	0:58.53	0:06.76 [4]	0:36.50 [4]	1:07.37 [6]	1:36.19 [6]	2:05.90	1:59.15	1:57.80	-1m	2:06m
		Blake Pace	Q1	Q3			201m	806m	805m	810m	105m	404m	402m	403m	407m				
4	8	MITCHELL WRAP	53.57	0:28.86	03.77	07.03	13.63	1:00.36	0:59.71	0:58.45	0:07.35 [7]	0:36.86 [6]	1:07.71 [8]	1:36.56 [9]	2:06.16	1:58.81	1:58.04	+4m	5:55m
		Kerryn Manning	Q1	Q3			200m	806m	806m	809m	108m	403m	402m	403m	406m				
5	4	MAJESTIC TOOTH	55.12	0:28.90	03.64	06.80	13.34	1:00.79	0:59.34	0:58.98	0:06.76 [2]	0:37.11 [7]	1:07.55 [7]	1:36.45 [8]	2:06.53	1:59.77	1:58.39	+12m	10:47m
		Ellen Tormey	Lead	Q3			204m	816m	813m	814m	104m	408m	408m	405m	409m				
6	2	PROHIBITED GRACE	55.08	0:28.95	03.69	06.86	13.06	1:00.39	0:59.38	0:59.41	0:06.82 [5]	0:36.77 [5]	1:07.20 [5]	1:36.15 [5]	2:06.62	1:59.80	1:58.47	+12m	11:69m
		Matthew Whittle	Q1	Q3			202m	814m	813m	815m	105m	407m	408m	405m	410m				
7	5	IM ABOVE THE LAW	55.04	0:28.97	03.66	06.81	12.98	1:00.12	0:59.38	0:59.87	0:06.78 [1]	0:36.48 [3]	1:06.90 [2]	1:35.87 [2]	2:06.77	1:59.99	1:58.61	+17m	13:65m
		Hannah Lewis	Lead	Q3			206m	820m	813m	815m	105m	412m	408m	405m	410m				

Note: Timing is based on positional data.

[] Indicates rank at the end of each section


-:--:- No data available for this section

N/A Information not available

Melton-Professional-2026-05-23

Race 5: ALDEBARAN PARK VICBRED VOUCHER TROT - 1720m

23 May 2026 - 7:40PM



HARNESS RACING VICTORIA

RANK	TAB	Horse/Driver	Top Speed (Km/h)	Fastest Section	First 50m	First 100m	First 200m	First Half	Middle Half	Last Half	Lead Time	1st Quarter	2nd Quarter	3rd Quarter	4th Quarter	Last Mile	Mile Rate	Distance Travelled	Gross Time/Margin
8	9	ALDEBARAN BROOKE	52.52	0:28.69	03.87	07.36	14.95	1:00.28	0:57.95	0:58.83	0:07.71 [10]	0:38.73 [10]	1:07.99 [10]	1:36.68 [10]	2:06.83	1:59.11	1:58.66	+21m	14.46m
		Chris Alford	Q2	Q3			203m	814m	810m	820m	108m	410m	404m	406m	414m				
9	10	KYVALLEY JUDGE	52.81	0:29.13	03.87	07.17	13.94	0:59.44	0:58.63	1:00.07	0:07.50 [8]	0:37.44 [8]	1:06.94 [3]	1:36.07 [4]	2:07.02	1:59.51	1:58.85	+29m	17.11m
		Chris Svanosio	Lead	Q3			202m	819m	820m	821m	109m	408m	412m	408m	413m				
10	11	IRON WOMEN	52.96	0:28.51	03.92	07.28	14.28	1:00.25	0:58.54	0:59.25	0:07.62 [9]	0:37.84 [9]	1:07.87 [9]	1:36.39 [7]	2:07.13	1:59.50	1:58.95	+28m	18.56m
		Kate Gath	Q3	Q3			203m	817m	816m	823m	108m	409m	408m	408m	415m				

Scratched: LOVE YA BROTHER (7)

Note: Timing is based on positional data.

[] Indicates rank at the end of each section

--:-- No data available for this section

N/A Information not available

Melton-Professional-2026-05-23

Race 6: HIP POCKET CASTLEMAINE TROT - 2240m

23 May 2026 - 8:09PM



HARNESS RACING VICTORIA


RANK	TAB	Horse/Driver	Top Speed (Km/h)	Fastest Section	First 50m	First 100m	First 200m	First Half	Middle Half	Last Half	Lead Time	1st Quarter	2nd Quarter	3rd Quarter	4th Quarter	Last Mile	Mile Rate	Distance Travelled	Gross Time/Margin
												1:18.16 (0:31.96)	1:49.07 (0:30.91)	2:18.44 (0:29.37)	2:47.14 (0:28.70)				
1	7	MUSKEE	54.11	0:28.69	03.75	07.04	13.62	1:02.86	1:00.28	0:58.06	0:46.20 [1]	1:18.16 [1]	1:49.07 [1]	2:18.44 [1]	2:47.14	2:00.92	2:00.08	+14m	2:47.14
		Ewa Justice	Lead	Q4			205m	806m	808m	812m		636m	404m	402m	405m				
2	5	NAKEDTRUTH	55.22	0:28.72	03.71	06.86	13.31	1:02.86	1:00.26	0:58.04	0:46.52 [2]	1:18.44 [2]	1:49.38 [3]	2:18.70 [3]	2:47.42	2:00.90	2:00.28	+10m	3.77m
		Chris Alford	Lead	Q4			203m	807m	808m	811m		633m	404m	403m	406m				
3	6	ANTONOV NZ	53.42	0:28.74	03.93	07.46	14.60	1:02.28	0:59.87	0:58.11	0:47.57 [8]	1:19.37 [7]	1:49.87 [6]	2:19.24 [6]	2:47.98	2:00.40	2:00.68	+33m	11.2m
		Liam Older	Q4	Q4			205m	817m	814m	818m		638m	409m	408m	406m				
4	9	COLTRANE	53.06	0:28.71	03.91	07.56	15.70	1:02.26	0:59.87	0:58.05	0:47.94 [9]	1:19.67 [9]	1:50.20 [8]	2:19.54 [8]	2:48.25	2:00.31	2:00.88	+28m	14.91m
		James Herbertson	Q4	Q4			204m	816m	813m	813m		638m	408m	408m	405m				
5	3	CENTURION DREAM	52.70	0:29.41	03.76	07.05	13.94	1:02.33	1:00.02	0:59.18	0:46.90 [4]	1:18.62 [3]	1:49.23 [2]	2:18.65 [2]	2:48.42	2:01.51	2:01.00	+25m	17.1m
		Jackie Barker	Lead	Q3			205m	815m	812m	813m		637m	408m	408m	404m				
6	8	JOHNS BOY NZ	52.24	0:28.97	03.82	07.15	14.03	1:02.79	1:00.28	0:58.35	0:47.46 [7]	1:19.35 [8]	1:50.26 [9]	2:19.63 [9]	2:48.60	2:01.14	2:01.13	+12m	19.59m
		Tristan Larsen	Lead	Q4			202m	806m	807m	811m		635m	404m	402m	405m				
7	1	NIGHT WHISPERER	52.13	0:29.35	03.81	07.14	13.90	1:02.84	1:00.25	0:58.73	0:47.12 [5]	1:19.06 [6]	1:49.96 [7]	2:19.32 [7]	2:48.70	2:01.56	2:01.20	+3m	20.96m
		Ashley Ainsworth	Lead	Q3			202m	806m	807m	807m		630m	403m	402m	404m				

Note: Timing is based on positional data.

[] Indicates rank at the end of each section

-:--:- No data available for this section

N/A Information not available



Melton-Professional-2026-05-23

Race 6: HIP POCKET CASTLEMAINE TROT - 2240m

23 May 2026 - 8:09PM



HARNESS RACING VICTORIA


RANK	TAB	Horse/ Driver	Top Speed (Km/h)	Fastest Section	First 50m	First 100m	First 200m	First Half	Middle Half	Last Half	Lead Time	1st Quarter	2nd Quarter	3rd Quarter	4th Quarter	Last Mile	Mile Rate	Distance Travelled	Gross Time/ Margin
												0:46.20	1:18.16 (0:31.96)	1:49.07 (0:30.91)	2:18.44 (0:29.37)				
8	2	BOUTIKA	53.46	0:29.35	03.70	06.95	13.68	1:02.86	1:00.28	0:59.13	0:46.77 [3]	1:18.70 [4]	1:49.63 [5]	2:18.99 [5]	2:48.77	2:01.99	2:01.25	+8m	21.89m
		Ada Massa	Lead	Q3			202m	806m	807m	811m	632m	403m	402m	405m	406m				
9	4	KARBINE	51.41	0:29.33	03.87	07.25	14.21	1:02.31	0:59.89	0:59.46	0:47.27 [6]	1:19.01 [5]	1:49.57 [4]	2:18.91 [4]	2:49.04	2:01.77	2:01.45	+30m	25.52m
		Jack Laugher	Q4	Q3			205m	816m	814m	816m	638m	408m	408m	405m	411m				

Note: Timing is based on positional data.

[] Indicates rank at the end of each section

--:--:-- No data available for this section

N/A Information not available



HARNESS RACING VICTORIA

Melton-Professional-2026-05-23

Race 7: HERTZ MELTON FREE FOR ALL - 1720m

23 May 2026 - 8:39PM



RANK	TAB	Horse/Driver	Top Speed (Km/h)	Fastest Section	First 50m	First 100m	First 200m	First Half	Middle Half	Last Half	Lead Time	1st Quarter	2nd Quarter	3rd Quarter	4th Quarter	Last Mile	Mile Rate	Distance Travelled	Gross Time/Margin
												0:35.30 (0:28.73)	1:03.60 (0:28.30)	1:30.55 (0:26.95)	1:58.62 (0:28.07)				
1	2	OLIVER DAN	54.76	0:26.94	03.60	06.78	13.12	0:57.04	0:55.24	0:54.75	0:06.84 [3]	0:35.57 [3]	1:03.88 [3]	1:30.81 [3]	1:58.62	1:51.79	1:50.98	0m	1:58.62
		James Herbertson	Q3	Q3			202m	805m	807m	811m		103m	403m	402m	404m				
2	1	MY ULTIMATE BARNEY	56.52	0:26.94	03.48	06.56	12.83	0:57.03	0:55.24	0:55.22	0:06.56 [1]	0:35.30 [1]	1:03.60 [1]	1:30.55 [1]	1:58.83	1:52.25	1:51.18	-3m	2.82m
		Kate Gath	Lead	Q3			201m	805m	806m	810m		103m	403m	402m	404m				
3	6	BAY OF BISCAY	55.58	0:26.98	03.50	06.63	12.90	0:57.11	0:55.28	0:55.49	0:06.53 [2]	0:35.33 [2]	1:03.64 [2]	1:30.63 [2]	1:59.14	1:52.60	1:51.47	+11m	7.05m
		Mark Pitt	Lead	Q3			203m	815m	812m	814m		103m	408m	407m	404m				
4	4	TRIPLE EIGHT NZ	54.61	0:27.05	03.79	07.16	13.48	0:56.79	0:55.35	0:55.69	0:07.14 [5]	0:35.63 [4]	1:03.93 [4]	1:30.98 [4]	1:59.63	1:52.48	1:51.93	+15m	13.62m
		Jason Lee	Q3	Q3			204m	817m	813m	814m		103m	409m	408m	405m				
5	3	ABOUTTIME	54.50	0:26.96	03.69	06.97	13.63	0:57.03	0:55.24	0:55.75	0:07.03 [4]	0:35.79 [5]	1:04.08 [5]	1:31.04 [5]	1:59.83	1:52.78	1:52.12	0m	16.33m
		Ryan Sanderson	Q3	Q3			202m	805m	807m	811m		104m	403m	402m	404m				

Scratched: HES FROM HEAVEN NZ (5)

Note: Timing is based on positional data.

[] Indicates rank at the end of each section


--:-- No data available for this section

N/A Information not available

Melton-Professional-2026-05-23

Race 8: BREEDERS CROWN 3YO NOMS NOW OPEN PACE - 2240m

23 May 2026 - 9:08PM



HARNESS RACING VICTORIA

RANK	TAB	Horse/ Driver	Top Speed (Km/h)	Fastest Section	First 50m	First 100m	First 200m	First Half	Middle Half	Last Half	Lead Time 0:44.07	1st Quarter	2nd Quarter	3rd Quarter	4th Quarter	Last Mile	Mile Rate	Distance Travelled	Gross Time/ Margin
												1:15.23 (0:31.16)	1:45.86 (0:30.63)	2:14.72 (0:28.86)	2:42.07 (0:27.35)				
1	2	MOST EXCITING	56.92	0:27.35	03.38	06.24	12.73	1:01.79	0:59.49	0:56.21	0:44.07 [1]	1:15.23 [1]	1:45.86 [1]	2:14.72 [1]	2:42.07	1:58.00	1:56.43	+10m	2:42.07
		Mark Pitt	Lead	Q4			203m	806m	807m	811m		633m	404m	403m	404m				
2	1	OUR ULTIMATE GRAC	54.86	0:27.46	03.61	06.76	13.50	1:01.97	0:59.61	0:56.35	0:44.41 [2]	1:15.66 [2]	1:46.38 [2]	2:15.27 [2]	2:42.73	1:58.32	1:56.91	+10m	9.12m
		Kerryn Manning	Lead	Q4			203m	806m	807m	811m		633m	404m	403m	404m				
3	3	WHERE IS WOODY	54.07	0:27.44	03.71	06.99	13.84	1:01.94	0:59.62	0:56.33	0:44.75 [2]	1:15.95 [2]	1:46.69 [2]	2:15.56 [2]	2:43.02	1:58.27	1:57.12	+9m	12.8m
		Anne-Maree Conroy	Q4	Q4			203m	806m	807m	811m		633m	403m	403m	404m				
4	4	GALAXY LASS	55.76	0:27.20	03.74	07.08	14.16	1:01.94	0:59.67	0:56.12	0:45.11 [3]	1:16.30 [3]	1:47.04 [3]	2:15.96 [5]	2:43.16	1:58.06	1:57.22	+7m	14.7m
		Ewa Justice	Q4	Q4			204m	806m	807m	807m		633m	404m	403m	405m				
5	5	LAMBRO MACH	55.51	0:27.16	03.73	07.15	14.51	1:01.91	0:59.56	0:56.01	0:45.47 [4]	1:16.64 [4]	1:47.38 [4]	2:16.23 [6]	2:43.39	1:57.92	1:57.39	+14m	17.8m
		Kate Gath	Q4	Q4			204m	806m	807m	814m		634m	404m	403m	404m				
6	6	STARZZZ DESTINY	54.54	0:27.55	03.82	07.33	14.81	1:01.92	0:59.08	0:55.86	0:45.65 [5]	1:16.80 [5]	1:47.56 [6]	2:15.87 [4]	2:43.42	1:57.78	1:57.41	+16m	18.2m
		David Miles	Q4	Q4			206m	806m	807m	814m		636m	404m	403m	404m				
7	7	MONTANA PRIDE	54.11	0:27.91	03.71	07.18	14.99	1:01.51	0:58.48	0:56.02	0:46.05 [6]	1:17.20 [6]	1:47.56 [5]	2:15.67 [3]	2:43.57	1:57.53	1:57.52	+22m	20.3m
		James Herbertson	Q4	Q4			210m	810m	810m	812m		639m	405m	405m	405m				

Note: Timing is based on positional data.

[] Indicates rank at the end of each section

--:-- No data available for this section

N/A Information not available