

Melton-Professional-2026-06-20

Race 1: MIMOSA HOMES WINTER SERIES NMW TROT FINAL - 2240m

20 June 2026 - 5:05PM



HARNESS RACING VICTORIA

RANK	TAB	Horse/ Driver	Top Speed (Km/h)	Fastest Section	First 50m	First 100m	First 200m	First Half	Middle Half	Last Half	Lead Time 0:46.83	1st Quarter	2nd Quarter	3rd Quarter	4th Quarter	Last Mile	Mile Rate	Distance Travelled	Gross Time/ Margin
												1:18.06 (0:31.23)	1:48.89 (0:30.83)	2:17.79 (0:28.90)	2:46.70 (0:28.91)				
1	6	WITH APLOMB	52.78	0:28.90	03.90	07.30	14.59	1:02.07	0:59.73	0:57.80	0:46.83 [1]	1:18.06 [1]	1:48.89 [1]	2:17.79 [1]	2:46.70	1:59.87	1:59.77	+26m	2:46.70
		John Caldwell	Lead	Q3			207m	810m	809m	810m		647m	405m	405m	404m				
2	2	NAKEDTRUTH	52.63	0:28.70	03.87	07.20	14.12	1:02.23	0:59.82	0:57.60	0:47.01 [2]	1:18.32 [2]	1:49.24 [2]	2:18.15 [2]	2:46.85	1:59.83	1:59.87	+10m	2:01m
		Chris Alford	Q4	Q4			203m	810m	809m	807m		633m	405m	405m	404m				
3	8	CARLA PIXIE NZ	54.68	0:28.19	03.94	07.33	14.41	1:02.26	0:59.92	0:57.13	0:47.68 [6]	1:18.97 [7]	1:49.94 [7]	2:18.89 [5]	2:47.08	1:59.39	2:00.03	+20m	5.0m
		Tristan Larsen	Q4	Q4			202m	810m	809m	813m		637m	405m	405m	404m				
4	1	DOSSIER	51.95	0:28.78	03.92	07.33	14.38	1:02.28	0:59.93	0:57.74	0:47.42 [4]	1:18.72 [4]	1:49.68 [5]	2:18.64 [3]	2:47.42	2:00.02	2:00.28	+14m	9.56m
		Ellen Tormey	Q4	Q4			202m	810m	809m	810m		633m	405m	405m	404m				
6	3	TICTOK	52.56	0:29.28	03.89	07.22	14.25	1:02.43	1:00.47	0:59.36	0:47.48 [5]	1:18.72 [5]	1:49.91 [6]	2:19.18 [7]	2:49.27	2:01.79	2:01.61	+36m	34.38m
		Michael Bellman	Lead	Q3			204m	820m	816m	817m		638m	411m	410m	407m				
7	9	LEANNE LEEANN	51.88	0:29.40	03.81	07.17	14.23	1:02.43	1:00.56	0:59.26	0:47.86 [7]	1:19.13 [8]	1:50.28 [8]	2:19.69 [10]	2:49.55	2:01.69	2:01.81	+39m	38.18m
		Bob Kuchenmeister	Q4	Q3			204m	819m	814m	816m		644m	410m	409m	406m				
9	5	BULLAPARK BENO	50.98	0:29.21	03.97	07.53	15.07	1:02.10	1:00.27	0:59.03	0:48.78 [12]	1:19.83 [12]	1:50.89 [12]	2:20.09 [12]	2:49.92	2:01.13	2:02.08	+34m	43.13m
		Chris Svanosio	Q3	Q3			205m	820m	815m	811m		643m	411m	409m	405m				

Note: Timing is based on positional data.

[] Indicates rank at the end of each section


--:-- No data available for this section

N/A Information not available

Melton-Professional-2026-06-20

Race 1: MIMOSA HOMES WINTER SERIES NMW TROT FINAL - 2240m

20 June 2026 - 5:05PM



HARNESS RACING VICTORIA

RANK	TAB	Horse/ Driver	Top Speed (Km/h)	Fastest Section	First 50m	First 100m	First 200m	First Half	Middle Half	Last Half	Lead Time	1st Quarter	2nd Quarter	3rd Quarter	4th Quarter	Last Mile	Mile Rate	Distance Travelled	Gross Time/ Margin
												0:46.83	1:18.06 (0:31.23)	1:48.89 (0:30.83)	2:17.79 (0:28.90)				
11	13	KARBINE	51.19	0:29.56	03.79	07.26	14.55	1:01.16	0:59.89	1:03.19	0:48.09 [9]	1:18.93 [6]	1:49.25 [3]	2:18.81 [4]	2:52.45	2:04.35	2:03.90	+43m	77.11m
		Jack Laugher	Lead	Q3			204m	824m	816m	813m	646m	413m	411m	405m	408m				
12	4	A TRUE STORY NZ	51.66	0:29.66	03.87	07.31	14.36	1:02.44	1:00.85	1:05.75	0:47.04 [3]	1:18.28 [3]	1:49.47 [4]	2:19.13 [8]	2:55.23	2:08.19	2:05.89	+38m	114.42m
		Luke Dunne	Lead	Q3			206m	820m	814m	813m	645m	410m	409m	405m	408m				

Scratched: SHES SKY HIGH (7), QUEEN KIZEN NZ (10), JACK SPRAT (11), BUSLIN BRODY (12)

Note: Timing is based on positional data.

[] Indicates rank at the end of each section


--:--:-- No data available for this section

N/A Information not available

Melton-Professional-2026-06-20

Race 2: BETAVET WINTER SERIES NMW PACE FINAL - 2240m

20 June 2026 - 5:40PM



HARNESS RACING VICTORIA

RANK	TAB	Horse/ Driver	Top Speed (Km/h)	Fastest Section	First 50m	First 100m	First 200m	First Half	Middle Half	Last Half	Lead Time 0:43.57	1st Quarter	2nd Quarter	3rd Quarter	4th Quarter	Last Mile	Mile Rate	Distance Travelled	Gross Time/ Margin
												1:14.97 (0:31.39)	1:44.75 (0:29.78)	2:12.45 (0:27.70)	2:41.27 (0:28.82)				
1	6	MAJOR BLITZ	58.07	0:27.70	03.43	06.42	12.48	1:01.17	0:57.48	0:56.52	0:43.57 [1]	1:14.97 [1]	1:44.75 [1]	2:12.45 [1]	2:41.27	1:57.69	1:55.87	+21m	2:41.27
		Allan McDonough	Lead	Q3			206m	809m	810m	812m		640m	405m	405m	405m				
2	4	HIGHLANDHARTBREAKA	57.24	0:27.62	03.45	06.48	12.48	1:01.20	0:57.45	0:56.27	0:43.88 [2]	1:15.26 [2]	1:45.09 [2]	2:12.71 [3]	2:41.37	1:57.47	1:55.94	+16m	1.33m
		Kate Gath	Lead	Q3			204m	808m	809m	811m		637m	404m	404m	405m				
3	7	ROYAL APPOINTMENT	54.68	0:27.45	03.70	07.16	14.31	1:00.68	0:57.21	0:55.37	0:45.42 [10]	1:16.33 [9]	1:46.10 [9]	2:13.55 [8]	2:41.48	1:56.05	1:56.01	+35m	2.75m
		Jack Laugher	Q4	Q3			206m	816m	812m	818m		641m	408m	407m	405m				
4	2	KEAYANG SWEETHEART	54.86	0:27.51	03.59	06.75	13.13	1:00.69	0:57.22	0:56.33	0:44.50 [4]	1:15.49 [3]	1:45.20 [3]	2:12.70 [2]	2:41.52	1:57.02	1:56.04	+29m	3.33m
		Jason Lee	Lead	Q3			205m	817m	812m	813m		640m	409m	408m	405m				
5	5	THE STEEL DRAGON	55.66	0:27.08	03.49	06.64	13.31	1:00.63	0:56.80	0:54.90	0:46.06 [12]	1:16.97 [12]	1:46.69 [12]	2:13.77 [9]	2:41.59	1:55.53	1:56.09	+38m	4.21m
		James Herbertson	Lead	Q3			207m	815m	811m	819m		645m	408m	407m	405m				
6	1	GUNFORHIRE	56.30	0:27.60	03.55	06.63	12.71	1:01.20	0:57.45	0:56.26	0:44.21 [3]	1:15.56 [4]	1:45.40 [4]	2:13.00 [4]	2:41.67	1:57.46	1:56.15	+17m	5.32m
		Ewa Justice	Lead	Q3			202m	809m	810m	812m		636m	405m	404m	405m				
7	11	MICHEN ROY	54.11	0:27.54	03.62	06.82	13.53	1:00.71	0:57.28	0:56.28	0:44.71 [6]	1:15.67 [5]	1:45.42 [5]	2:12.96 [5]	2:41.71	1:57.00	1:56.18	+34m	5.82m
		Glenn Bull	Lead	Q3			204m	816m	812m	814m		643m	409m	407m	405m				

Note: Timing is based on positional data.

[] Indicates rank at the end of each section

--:-- No data available for this section

N/A Information not available

Melton-Professional-2026-06-20

Race 2: BETAVET WINTER SERIES NMW PACE FINAL - 2240m

20 June 2026 - 5:40PM



HARNESS RACING VICTORIA

RANK	TAB	Horse/Driver	Top Speed (Km/h)	Fastest Section	First 50m	First 100m	First 200m	First Half	Middle Half	Last Half	Lead Time	1st Quarter	2nd Quarter	3rd Quarter	4th Quarter	Last Mile	Mile Rate	Distance Travelled	Gross Time/Margin
												0:43.57	1:14.97 (0:31.39)	1:44.75 (0:29.78)	2:12.45 (0:27.70)				
8	3	HELLOVATIME	54.40	0:27.42	03.56	06.78	13.60	1:00.68	0:57.19	0:55.45	0:45.71 [11]	1:16.62 [11]	1:46.39 [11]	2:13.81 [10]	2:41.85	1:56.13	1:56.28	+32m	7.74m
		Ellen Tormey	Lead	Q3			207m	815m	812m	814m	644m	407m	407m	405m	409m				
9	12	SPORTSBOU	53.93	0:27.49	03.75	07.13	13.93	1:00.72	0:57.26	0:56.26	0:45.05 [8]	1:16.00 [7]	1:45.77 [7]	2:13.26 [6]	2:42.04	1:56.98	1:56.41	+38m	10.25m
		Michael Bellman	Q4	Q3			204m	817m	813m	817m	645m	409m	408m	405m	412m				
10	8	DANCE AFFAIR	54.97	0:27.65	03.62	06.80	13.27	1:01.16	0:57.48	0:56.59	0:44.49 [5]	1:15.82 [6]	1:45.65 [6]	2:13.28 [7]	2:42.24	1:57.75	1:56.56	+22m	13.01m
		Chris Alford	Lead	Q3			202m	809m	810m	812m	641m	405m	404m	406m	406m				
11	13	MISTER JIMARINGLE	53.24	0:27.81	03.76	07.28	14.20	1:01.13	0:57.67	0:56.54	0:45.18 [9]	1:16.45 [10]	1:46.30 [10]	2:14.11 [12]	2:42.84	1:57.67	1:56.99	+22m	21.02m
		Ryan Sanderson	Q3	Q3			203m	809m	808m	811m	642m	405m	404m	404m	407m				
12	10	KEAYANG PAYTON	53.42	0:27.80	03.70	07.02	13.75	1:01.13	0:57.67	0:56.80	0:44.92 [7]	1:16.18 [8]	1:46.06 [8]	2:13.86 [11]	2:42.87	1:57.93	1:57.01	+23m	21.42m
		Annalise Scott	Lead	Q3			202m	809m	809m	811m	642m	405m	404m	405m	406m				

Scratched: RANGER RICK NZ (9)

Note: Timing is based on positional data.

[] Indicates rank at the end of each section

--:-- No data available for this section

N/A Information not available

Melton-Professional-2026-06-20

Race 3: HYLAND RACING COLOURS TROT - 2240m

20 June 2026 - 6:05PM



HARNESS RACING VICTORIA

RANK	TAB	Horse/ Driver	Top Speed (Km/h)	Fastest Section	First 50m	First 100m	First 200m	First Half	Middle Half	Last Half	Lead Time 0:45.65	1st Quarter	2nd Quarter	3rd Quarter	4th Quarter	Last Mile	Mile Rate	Distance Travelled	Gross Time/ Margin
												1:17.55 (0:31.90)	1:48.90 (0:31.35)	2:18.26 (0:29.36)	2:47.71 (0:29.45)				
1	6	ARTIGAS	54.79	0:29.36	03.69	06.88	13.03	1:03.25	1:00.72	0:58.75	0:45.65 [1]	1:17.55 [1]	1:48.90 [1]	2:18.26 [1]	2:47.65	2:02.00	2:00.44	+21m	2:47.65
		Aaron Dunn	Lead	Q3			207m	809m	809m	811m		641m	405m	404m	405m				
2	2	PROHIBITED GRACE	54.36	0:29.10	03.68	06.89	12.94	1:03.23	1:00.68	0:58.43	0:46.05 [2]	1:17.93 [3]	1:49.27 [3]	2:18.61 [3]	2:47.71	2:01.66	2:00.49	+14m	0.89m
		Matthew Whittle	Lead	Q4			203m	809m	809m	811m		634m	405m	404m	405m				
3	4	LOCKSLEY CAVALIER	53.28	0:28.67	03.84	07.31	14.40	1:03.17	1:00.23	0:57.42	0:47.55 [11]	1:19.16 [11]	1:50.72 [11]	2:19.39 [10]	2:48.14	2:00.59	2:00.80	+40m	6.67m
		Rebecca Bartley	Q4	Q3			206m	818m	816m	820m		641m	409m	409m	407m				
4	5	ALDEBARAN ABEL	54.58	0:28.89	03.71	06.92	13.02	1:03.71	1:00.63	0:58.39	0:46.10 [3]	1:18.08 [4]	1:49.81 [6]	2:18.70 [4]	2:48.20	2:02.10	2:00.84	+33m	7.4m
		James Herbertson	Lead	Q3			205m	818m	815m	817m		638m	409m	409m	406m				
5	1	DELS DESTINY NZ	52.02	0:29.28	03.76	07.09	13.48	1:03.28	1:00.68	0:58.73	0:46.30 [4]	1:18.19 [5]	1:49.57 [5]	2:18.87 [6]	2:48.33	2:02.01	2:00.94	+14m	9.23m
		Anne-Maree Conroy	Lead	Q3			203m	809m	809m	811m		635m	405m	404m	405m				
6	10	JUST AS I AM	51.34	0:29.25	03.81	07.26	14.51	1:02.13	0:59.53	0:59.33	0:47.02 [8]	1:18.86 [9]	1:49.15 [2]	2:18.39 [2]	2:48.48	2:01.46	2:01.04	+34m	11.16m
		Nathan Jack	Q2	Q3			205m	818m	813m	812m		643m	409m	409m	404m				
7	11	KYVALLEY JUDGE	51.19	0:29.28	03.85	07.34	14.84	1:02.28	1:01.01	0:59.12	0:47.12 [9]	1:17.69 [2]	1:49.42 [4]	2:18.70 [5]	2:48.54	2:01.41	2:01.08	+39m	11.95m
		Chris Svanosio	Q1	Q3			205m	821m	812m	813m		645m	413m	408m	404m				

Note: Timing is based on positional data.

[] Indicates rank at the end of each section

-:--:- No data available for this section

N/A Information not available

Melton-Professional-2026-06-20

Race 3: HYLAND RACING COLOURS TROT - 2240m

20 June 2026 - 6:05PM



HARNESS RACING VICTORIA

RANK	TAB	Horse/ Driver	Top Speed (Km/h)	Fastest Section	First 50m	First 100m	First 200m	First Half	Middle Half	Last Half	Lead Time	1st Quarter	2nd Quarter	3rd Quarter	4th Quarter	Last Mile	Mile Rate	Distance Travelled	Gross Time/ Margin
												0:45.65	1:17.55 (0:31.90)	1:48.90 (0:31.35)	2:18.26 (0:29.36)				
8	8	WALLIS	51.30	0:29.05	03.80	07.18	14.25	1:03.37	1:00.52	0:58.95	0:46.59 [6]	1:18.48 [7]	1:49.95 [7]	2:19.00 [7]	2:48.90	2:02.32	2:01.34	+21m	16.78m
		Chris Alford	Lead	Q3			203m	809m	808m	812m	639m	405m	404m	404m	409m				
9	7	THE SKY IS THE LI	51.05	0:29.02	03.84	07.39	14.86	1:03.03	1:00.48	0:58.62	0:47.28 [10]	1:18.87 [10]	1:50.33 [9]	2:19.34 [9]	2:48.95	2:01.65	2:01.38	+18m	17.54m
		John Caldwell	Q4	Q3			206m	809m	808m	809m	641m	404m	405m	403m	406m				
10	3	CENTURION DREAM	51.84	0:29.01	03.75	07.11	13.69	1:03.72	1:00.75	0:59.07	0:46.33 [5]	1:18.31 [6]	1:50.04 [8]	2:19.05 [8]	2:49.11	2:02.79	2:01.50	+33m	19.67m
		Michael Bellman	Lead	Q3			204m	818m	816m	818m	638m	409m	409m	407m	411m				
11	9	AVANT GUARD	51.91	0:29.05	03.80	07.14	14.22	1:03.76	1:00.82	1:00.59	0:46.61 [7]	1:18.60 [8]	1:50.37 [10]	2:19.43 [11]	2:50.97	2:04.35	2:02.83	+32m	44.58m
		Ellen Tormey	Lead	Q3			205m	817m	813m	813m	642m	409m	408m	405m	408m				

Note: Timing is based on positional data.

[] Indicates rank at the end of each section

--:-- No data available for this section

N/A Information not available

Melton-Professional-2026-06-20

Race 4: HIP POCKET CASTLEMAINE PACE - 1720m

20 June 2026 - 6:35PM



HARNESS RACING VICTORIA

RANK	TAB	Horse/ Driver	Top Speed (Km/h)	Fastest Section	First 50m	First 100m	First 200m	First Half	Middle Half	Last Half	Lead Time	1st Quarter	2nd Quarter	3rd Quarter	4th Quarter	Last Mile	Mile Rate	Distance Travelled	Gross Time/ Margin
												0:06.51	0:34.63 (0:28.12)	1:04.47 (0:29.84)	1:33.24 (0:28.77)				
1	5	MISS ARI	57.42	0:27.06	03.57	06.62	12.61	0:58.24	0:58.97	0:55.80	0:06.62 [4]	0:34.63 [1]	1:04.86 [2]	1:33.59 [2]	2:00.66	1:54.04	1:52.89	+16m	2:00.66
		Chris Alford	Lead	Q4			205m	815m	808m	811m	110m	411m	404m	404m	407m				
2	6	MOST EXCITING	56.41	0:27.49	03.55	06.61	12.71	0:57.90	0:58.33	0:56.26	0:06.56 [3]	0:34.91 [3]	1:04.47 [1]	1:33.24 [1]	2:00.73	1:54.16	1:52.96	+22m	0.95m
		Mark Pitt	Lead	Q4			206m	821m	811m	810m	110m	415m	406m	405m	406m				
3	2	GALAXY LASS	56.88	0:28.25	03.53	06.57	12.44	0:58.60	0:59.11	0:57.21	0:06.51 [1]	0:34.75 [2]	1:05.10 [4]	1:33.85 [4]	2:02.31	1:55.81	1:54.44	+9m	22.16m
		James Herbertson	Q1	Q1			202m	808m	809m	811m	110m	405m	404m	405m	406m				
4	8	ALL OVER IT	55.55	0:28.20	03.67	06.90	13.31	0:58.55	0:58.75	0:56.64	0:07.18 [10]	0:35.41 [7]	1:05.73 [8]	1:34.17 [7]	2:02.38	1:55.19	1:54.50	+12m	23.07m
		Alex Ashwood	Q1	Q4			202m	807m	807m	814m	111m	404m	403m	404m	410m				
5	4	ANGELS WATCHING	56.70	0:28.47	03.52	06.57	12.53	0:58.56	0:58.76	0:57.64	0:06.54 [2]	0:35.01 [4]	1:05.10 [3]	1:33.77 [3]	2:02.74	1:56.20	1:54.84	+18m	27.84m
		Ewa Justice	Q1	Q1			203m	815m	812m	813m	110m	408m	407m	405m	409m				
6	9	LONGTAN VIPER	56.56	0:28.41	03.57	06.66	13.08	0:58.47	0:58.62	0:57.55	0:06.86 [7]	0:35.28 [6]	1:05.34 [5]	1:33.91 [5]	2:02.90	1:56.02	1:54.99	+25m	30.05m
		Ellen Tormey	Lead	Q1			203m	816m	813m	819m	110m	408m	407m	406m	413m				
7	10	DRESSED IN GOLD NZ	54.72	0:28.42	03.67	06.90	13.42	0:58.44	0:58.59	0:57.26	0:07.19 [9]	0:35.61 [8]	1:05.64 [7]	1:34.22 [8]	2:02.91	1:55.70	1:55.00	+23m	30.23m
		Jodi Quinlan	Q1	Q1			203m	814m	813m	818m	111m	407m	407m	406m	412m				

Note: Timing is based on positional data.

[] Indicates rank at the end of each section

-:--:- No data available for this section

N/A Information not available



HARNESS RACING VICTORIA

Melton-Professional-2026-06-20

Race 4: HIP POCKET CASTLEMAINE PACE - 1720m

20 June 2026 - 6:35PM



RANK	TAB	Horse/ Driver	Top Speed (Km/h)	Fastest Section	First 50m	First 100m	First 200m	First Half	Middle Half	Last Half	Lead Time	1st Quarter	2nd Quarter	3rd Quarter	4th Quarter	Last Mile	Mile Rate	Distance Travelled	Gross Time/ Margin
												0:06.51	0:34.63 (0:28.12)	1:04.47 (0:29.84)	1:33.24 (0:28.77)				
8	1	PERCESSION	56.12	0:28.36	03.60	06.70	12.73	0:58.71	0:59.13	0:57.52	0:06.71 [5]	0:35.07 [5]	1:05.42 [6]	1:34.20 [6]	2:02.94	1:56.23	1:55.03	+8m	30.58m
		Lisa Lewis	Lead	Q1			201m	808m	808m	810m	110m	404m	404m	404m	406m				
9	12	TELEMACHUS	53.89	0:28.34	03.65	06.90	13.82	0:59.12	0:58.32	0:56.85	0:07.12 [8]	0:36.25 [11]	1:06.23 [11]	1:34.56 [9]	2:03.09	1:55.97	1:55.16	+22m	32.55m
		Nathan Cahir	Q3	Q3			204m	817m	813m	816m	110m	410m	407m	406m	409m				
10	7	IN AN IDEAL WORLD	53.75	0:28.54	03.65	06.88	14.08	0:59.22	0:58.40	0:57.13	0:06.87 [6]	0:36.28 [10]	1:06.09 [10]	1:34.68 [10]	2:03.23	1:56.35	1:55.30	+12m	34.47m
		Taylor Youl	Lead	Q4			205m	811m	808m	811m	110m	407m	404m	405m	406m				
11	11	JACCKA CONNOR NZ	53.42	0:28.64	03.71	07.03	13.82	0:58.62	0:58.91	1:09.75	0:07.20 [11]	0:35.83 [9]	1:05.82 [9]	1:34.75 [11]	2:15.57	2:08.37	2:06.85	+17m	200.06m
		Daryl Douglas	Q1	Q1			202m	815m	812m	812m	110m	408m	407m	405m	407m				

Scratched: FEARLESS WRITER (3)

Note: Timing is based on positional data.

[] Indicates rank at the end of each section


--:-- No data available for this section

N/A Information not available

Melton-Professional-2026-06-20

Race 5: BREEDERS CROWN 3YO NOMS NOW OPEN PACE - 2240m

20 June 2026 - 7:06PM



HARNESS RACING VICTORIA

RANK	TAB	Horse/ Driver	Top Speed (Km/h)	Fastest Section	First 50m	First 100m	First 200m	First Half	Middle Half	Last Half	Lead Time 0:46.15	1st Quarter	2nd Quarter	3rd Quarter	4th Quarter	Last Mile	Mile Rate	Distance Travelled	Gross Time/ Margin
												1:17.00 (0:30.85)	1:46.88 (0:29.88)	2:14.68 (0:27.80)	2:42.86 (0:28.18)				
1	2	DYNAMITEDAN	54.72	0:27.81	03.57	06.77	12.82	1:00.72	0:57.69	0:55.99	0:46.15 [1]	1:17.00 [1]	1:46.88 [1]	2:14.68 [1]	2:42.86	1:56.71	1:57.00	+5m	2:42.86
		James Herbertson	Lead	Q3			205m	810m	808m	810m		625m	405m	404m	404m				
2	6	THESTATESMAN	54.65	0:27.71	03.75	07.19	14.19	1:00.53	0:57.56	0:55.74	0:47.06 [5]	1:17.72 [6]	1:47.60 [6]	2:15.32 [6]	2:43.35	1:56.27	1:57.35	+20m	6.6m
		Chris Alford	Q4	Q3			207m	817m	812m	816m		627m	409m	408m	405m				
3	9	CLYMENU NZ	53.82	0:27.76	03.75	07.07	13.86	1:00.56	0:57.63	0:56.24	0:46.74 [3]	1:17.43 [3]	1:47.30 [4]	2:15.06 [4]	2:43.55	1:56.80	1:57.50	+19m	9.24m
		Tasmyn Potter	Q4	Q3			205m	816m	812m	815m		628m	408m	408m	404m				
4	7	ODIN	57.10	0:27.81	03.52	06.56	12.43	1:00.71	0:57.70	0:56.38	0:46.47 [2]	1:17.30 [2]	1:47.19 [3]	2:15.00 [3]	2:43.59	1:57.09	1:57.53	+2m	9.83m
		Jason Lee	Lead	Q3			204m	809m	809m	810m		622m	405m	404m	404m				
5	8	KOMODO	53.21	0:27.83	03.69	06.99	13.78	1:00.69	0:57.73	0:55.99	0:47.13 [6]	1:17.93 [7]	1:47.83 [7]	2:15.66 [7]	2:43.82	1:56.68	1:57.70	+2m	12.99m
		Aaron Dunn	Q4	Q3			203m	809m	808m	810m		624m	404m	405m	403m				
6	1	HUGO ROCKS	53.10	0:27.81	03.69	06.98	13.14	1:00.69	0:57.70	0:56.38	0:46.85 [4]	1:17.66 [5]	1:47.55 [5]	2:15.36 [5]	2:43.95	1:57.07	1:57.79	0m	14.71m
		Jordan Leedham	Q3	Q3			202m	810m	808m	809m		621m	405m	405m	404m				
7	3	LUVTOBEUPTOME	54.54	0:27.78	03.61	06.79	13.28	0:59.56	0:57.28	0:56.93	0:47.55 [7]	1:17.62 [4]	1:47.12 [2]	2:14.90 [2]	2:44.06	1:56.51	1:57.87	+20m	16.17m
		Josh Duggan	Lead	Q3			207m	818m	812m	812m		629m	411m	408m	404m				

Note: Timing is based on positional data.

[] Indicates rank at the end of each section

--:--:-- No data available for this section

N/A Information not available

Melton-Professional-2026-06-20

Race 5: BREEDERS CROWN 3YO NOMS NOW OPEN PACE - 2240m

20 June 2026 - 7:06PM



HARNESS RACING VICTORIA

RANK	TAB	Horse/Driver	Top Speed (Km/h)	Fastest Section	First 50m	First 100m	First 200m	First Half	Middle Half	Last Half	Lead Time	1st Quarter	2nd Quarter	3rd Quarter	4th Quarter	Last Mile	Mile Rate	Distance Travelled	Gross Time/Margin
												0:46.15	1:17.00 (0:30.85)	1:46.88 (0:29.88)	2:14.68 (0:27.80)				
8	4	SERGEANT LOU	53.71	0:27.80	03.97	08.13	15.75	1:00.03	0:57.60	0:56.66	0:47.89 [9]	1:18.12 [8]	1:47.91 [8]	2:15.71 [8]	2:44.57	1:56.69	1:58.24	+10m	23.19m
		Ewa Justice	Q3	Q3			203m	814m	812m	814m	622m	407m	407m	405m	409m				
9	5	CAPTAIN PINS NZ	53.86	0:27.87	03.74	07.20	13.91	1:00.60	0:57.74	0:56.95	0:47.53 [8]	1:18.26 [9]	1:48.14 [9]	2:16.00 [9]	2:45.09	1:57.55	1:58.61	+2m	30.0m
		Chris Svanosio	Q3	Q3			205m	809m	808m	810m	624m	405m	404m	404m	405m				

Note: Timing is based on positional data.

[] Indicates rank at the end of each section

--:--:-- No data available for this section

N/A Information not available

Melton-Professional-2026-06-20

Race 6: BENSTUD STANDARDBREDS PACE - 2240m

20 June 2026 - 7:37PM




HARNESS RACING VICTORIA

RANK	TAB	Horse/ Driver	Top Speed (Km/h)	Fastest Section	First 50m	First 100m	First 200m	First Half	Middle Half	Last Half	Lead Time 0:44.60	1st Quarter	2nd Quarter	3rd Quarter	4th Quarter	Last Mile	Mile Rate	Distance Travelled	Gross Time/ Margin
												1:15.04 (0:30.44)	1:44.81 (0:29.77)	2:12.20 (0:27.39)	2:41.17 (0:28.97)				
1	5	BIG SLEDGE HAMMER	55.33	0:27.39	03.56	06.70	13.42	1:00.21	0:57.16	0:56.36	0:44.60 [1]	1:15.04 [1]	1:44.81 [1]	2:12.20 [1]	2:41.17	1:56.56	1:55.79	+17m	2:41.17
		Mark Pitt	Lead	Q3			205m	809m	810m	811m		637m	405m	404m	406m				
2	9	KARTIARE	56.23	0:27.45	03.65	06.93	13.95	0:59.80	0:57.22	0:55.48	0:45.92 [7]	1:15.95 [7]	1:45.72 [7]	2:13.17 [7]	2:41.20	1:55.28	1:55.81	+39m	0.42m
		Chris Alford	Q4	Q3			203m	816m	814m	819m		644m	408m	407m	406m				
3	4	OZZIE CORKA	58.39	0:27.34	03.45	06.42	13.19	1:00.15	0:57.10	0:56.51	0:44.89 [2]	1:15.28 [3]	1:45.05 [3]	2:12.39 [2]	2:41.56	1:56.66	1:56.08	+16m	5.34m
		Daryl Douglas	Lead	Q3			202m	809m	809m	813m		634m	405m	404m	406m				
4	8	MY LITTLE BO	55.48	0:27.41	03.63	06.84	13.78	0:59.63	0:56.83	0:56.67	0:45.60 [6]	1:15.81 [6]	1:45.23 [4]	2:12.64 [4]	2:41.90	1:56.30	1:56.31	+22m	10.15m
		Kate Gath	Lead	Q3			204m	814m	813m	811m		637m	407m	407m	406m				
5	1	TRIPLE ROCK SAINT	54.83	0:27.45	03.61	06.76	13.50	1:00.08	0:57.23	0:56.78	0:45.30 [4]	1:15.60 [4]	1:45.38 [6]	2:12.83 [5]	2:42.16	1:56.86	1:56.50	+15m	13.76m
		Jack Laugher	Lead	Q3			202m	809m	810m	811m		634m	405m	404m	406m				
6	3	HITTHEROADJACK NZ	54.50	0:27.77	03.70	06.89	13.90	0:59.78	0:57.44	0:57.11	0:45.50 [5]	1:15.61 [5]	1:45.28 [5]	2:13.05 [6]	2:42.39	1:56.89	1:56.67	+25m	16.96m
		Sean O'Sullivan	Lead	Q3			203m	814m	811m	814m		637m	407m	407m	404m				
7	2	ISOLATION	55.48	0:27.61	03.56	06.72	13.67	0:59.73	0:57.25	0:57.56	0:45.14 [3]	1:15.23 [2]	1:44.87 [2]	2:12.48 [3]	2:42.45	1:57.31	1:56.71	+23m	17.79m
		Ewa Justice	Lead	Q3			204m	814m	810m	813m		637m	407m	407m	404m				

Note: Timing is based on positional data.

- [] Indicates rank at the end of each section
- :--:- No data available for this section
- N/A Information not available



HARNESS RACING VICTORIA

Melton-Professional-2026-06-20

Race 6: BENSTUD STANDARDBREDS PACE - 2240m

20 June 2026 - 7:37PM



RANK	TAB	Horse/ Driver	Top Speed (Km/h)	Fastest Section	First 50m	First 100m	First 200m	First Half	Middle Half	Last Half	Lead Time	1st Quarter	2nd Quarter	3rd Quarter	4th Quarter	Last Mile	Mile Rate	Distance Travelled	Gross Time/ Margin
												0:44.60	1:15.04 (0:30.44)	1:44.81 (0:29.77)	2:12.20 (0:27.39)				
8	6	TARA VICTORY NZ	54.14	0:27.60	03.71	07.04	14.38	0:59.39	0:56.98	0:56.69	0:46.65 [8]	1:16.66 [8]	1:46.04 [7]	2:13.65 [7]	2:42.74	1:56.08	1:56.92	+37m	21.03m
		James Herbertson	Q3	Q3			206m	816m	818m	819m	642m	406m	410m	408m	411m				
9	7	MEDINA	53.46	0:27.63	03.69	07.05	14.75	0:59.77	0:57.39	0:57.26	0:46.20 [7]	1:16.20 [7]	1:45.96 [8]	2:13.57 [8]	2:43.22	1:57.03	1:57.27	+24m	27.46m
		Jodi Quinlan	Q3	Q3			208m	814m	811m	811m	639m	407m	407m	404m	407m				

Note: Timing is based on positional data.

[] Indicates rank at the end of each section


--:--:-- No data available for this section

N/A Information not available

Melton-Professional-2026-06-20

Race 7: GARRARDS HORSE & HOUND FREE FOR ALL TROT - 2240m

20 June 2026 - 8:08PM



HARNESS RACING VICTORIA

RANK	TAB	Horse/Driver	Top Speed (Km/h)	Fastest Section	First 50m	First 100m	First 200m	First Half	Middle Half	Last Half	Lead Time	1st Quarter	2nd Quarter	3rd Quarter	4th Quarter	Last Mile	Mile Rate	Distance Travelled	Gross Time/Margin
												0:45.12	1:16.07 (0:30.95)	1:47.47 (0:31.40)	2:15.41 (0:27.94)				
1	4	KEAYANG STUKA	57.28	0:27.92	03.51	06.53	12.69	1:02.31	0:59.30	0:56.46	0:45.43 [2]	1:16.36 [2]	1:47.74 [3]	2:15.66 [3]	2:44.21	1:58.77	1:57.97	+12m	2:44.21
		Jason Lee	Lead	Q3			203m	811m	809m	808m	633m	405m	405m	403m	405m				
2	6	ROCKINWITHATTITUDE	58.36	0:27.94	03.48	06.46	12.54	1:02.36	0:59.34	0:56.76	0:45.12 [1]	1:16.07 [1]	1:47.47 [1]	2:15.41 [1]	2:44.23	1:59.12	1:57.99	+16m	0.36m
		David Miles	Lead	Q3			206m	811m	808m	810m	635m	405m	405m	403m	407m				
3	5	ARCEE PHOENIX	53.60	0:27.80	03.76	07.17	14.28	1:01.46	0:58.94	0:56.47	0:46.38 [7]	1:16.70 [3]	1:47.84 [2]	2:15.64 [2]	2:44.32	1:57.93	1:58.06	+33m	1.57m
		Chris Svanosio	Q3	Q3			205m	821m	814m	815m	637m	412m	409m	405m	410m				
4	1	GOTFEELINGSYOUKNOW	54.65	0:27.92	03.67	06.85	13.31	1:02.13	0:59.26	0:56.87	0:45.90 [4]	1:16.69 [4]	1:48.03 [4]	2:15.95 [4]	2:44.90	1:59.00	1:58.47	+13m	9.24m
		Ross Payne	Lead	Q3			202m	810m	809m	811m	632m	405m	405m	403m	408m				
5	2	MECARNO	54.29	0:27.92	03.80	07.14	14.00	1:02.24	0:59.10	0:56.47	0:46.27 [5]	1:17.33 [7]	1:48.51 [7]	2:16.43 [5]	2:44.99	1:58.71	1:58.53	+33m	10.45m
		Michael Bellman	Q3	Q3			204m	819m	816m	818m	635m	410m	409m	408m	411m				
6	3	PINNIE	54.90	0:28.02	03.60	06.76	13.73	1:02.15	0:59.35	0:57.04	0:46.23 [6]	1:17.04 [6]	1:48.37 [6]	2:16.38 [6]	2:45.41	1:59.19	1:58.84	+12m	16.15m
		Kate Gath	Lead	Q3			203m	810m	808m	810m	632m	405m	405m	403m	407m				
7	7	EL RESAMO	53.14	0:28.37	03.65	06.94	13.74	1:02.28	0:59.56	0:58.68	0:45.92 [3]	1:17.01 [5]	1:48.20 [5]	2:16.56 [7]	2:46.88	2:00.96	1:59.89	+30m	35.85m
		David Barbetti	Lead	Q3			205m	818m	814m	814m	638m	410m	409m	405m	408m				

Note: Timing is based on positional data.

[] Indicates rank at the end of each section


--:-- No data available for this section

N/A Information not available

Melton-Professional-2026-06-20

Race 8: MELTON CITY COUNCIL FREE FOR ALL - 2240m

20 June 2026 - 8:41PM



HARNESS RACING VICTORIA

RANK	TAB	Horse/ Driver	Top Speed (Km/h)	Fastest Section	First 50m	First 100m	First 200m	First Half	Middle Half	Last Half	Lead Time 0:45.12	1st Quarter	2nd Quarter	3rd Quarter	4th Quarter	Last Mile	Mile Rate	Distance Travelled	Gross Time/ Margin
												1:15.75 (0:30.63)	1:46.42 (0:30.67)	2:14.02 (0:27.60)	2:41.43 (0:27.41)				
1	3	FOX DAN	55.55	0:27.41	03.67	06.80	12.80	1:01.30	0:58.26	0:55.00	0:45.12 [1]	1:15.75 [1]	1:46.42 [1]	2:14.02 [1]	2:41.43	1:56.30	1:55.98	+13m	2:41.43
		Ryan Sanderson	Lead	Q4			203m	810m	808m	811m		632m	405m	405m	404m				
2	6	BAY OF BISCAI	56.45	0:27.00	03.81	07.21	13.79	1:01.25	0:58.22	0:54.60	0:45.67 [4]	1:16.30 [4]	1:46.92 [4]	2:14.52 [4]	2:41.52	1:55.85	1:56.04	+35m	1.23m
		James Herbertson	Q4	Q4			205m	820m	815m	815m		639m	411m	409m	406m				
3	7	CALEXICO	56.56	0:26.76	03.79	07.21	14.18	1:01.20	0:58.18	0:54.37	0:46.02 [6]	1:16.65 [6]	1:47.23 [6]	2:14.84 [6]	2:41.61	1:55.56	1:56.11	+37m	2.43m
		Damian Wilson	Q4	Q4			206m	820m	815m	818m		639m	411m	409m	406m				
4	4	MY ULTIMATE BARNEY	55.98	0:27.37	03.68	06.92	13.18	1:01.24	0:58.24	0:54.99	0:45.39 [2]	1:16.01 [2]	1:46.64 [2]	2:14.26 [2]	2:41.64	1:56.23	1:56.13	+31m	2.79m
		Kate Gath	Q4	Q4			205m	819m	814m	814m		638m	411m	409m	405m				
5	5	TRIPLE EIGHT NZ	55.94	0:27.23	03.81	07.17	13.45	1:01.26	0:58.31	0:54.92	0:45.75 [5]	1:16.38 [5]	1:47.00 [5]	2:14.69 [5]	2:41.93	1:56.18	1:56.33	+15m	6.65m
		Jordan Leedham	Q4	Q4			204m	811m	808m	811m		634m	405m	405m	403m				
6	1	OUR LUCIANO	54.83	0:27.68	03.68	06.85	13.09	1:01.27	0:58.31	0:55.90	0:45.50 [3]	1:16.14 [3]	1:46.77 [3]	2:14.45 [3]	2:42.68	1:57.17	1:56.88	+13m	16.8m
		Alex Ashwood	Lead	Q3			202m	810m	809m	811m		632m	405m	405m	404m				
7	2	ULTIMATE VINNIE	54.22	0:27.34	03.68	07.13	15.44	1:00.04	0:57.79	0:55.87	0:55.61 [7]	1:25.20 [7]	1:55.65 [7]	2:23.00 [7]	2:51.53	1:55.91	2:03.23	+26m	135.46m
		Allan McDonough	Q3	Q3			212m	810m	808m	810m		647m	405m	404m	403m				

Note: Timing is based on positional data.

[] Indicates rank at the end of each section

--:-- No data available for this section

N/A Information not available

Melton-Professional-2026-06-20

Race 9: SWIFT SIGNS TROT - 2240m

20 June 2026 - 9:10PM



HARNESS RACING VICTORIA

RANK	TAB	Horse/ Driver	Top Speed (Km/h)	Fastest Section	First 50m	First 100m	First 200m	First Half	Middle Half	Last Half	Lead Time 0:44.03	1st Quarter	2nd Quarter	3rd Quarter	4th Quarter	Last Mile	Mile Rate	Distance Travelled	Gross Time/ Margin
												1:13.63 (0:29.60)	1:45.67 (0:32.04)	2:15.75 (0:30.08)	2:45.87 (0:30.12)				
1	6	VYTIS	54.94	0:29.60	03.70	07.01	13.49	1:01.63	1:02.12	1:00.20	0:44.03 [1]	1:13.63 [1]	1:45.67 [1]	2:15.75 [1]	2:45.87	2:01.83	1:59.17	+18m	2:45.87
		Emmett Brosnan	Lead	Q1				207m	809m	808m		810m	640m	404m	405m				
2	5	LITTLE YANKEE	51.80	0:29.38	03.86	07.28	14.36	1:01.17	1:00.95	0:59.31	0:45.80 [6]	1:15.40 [6]	1:46.98 [6]	2:16.36 [3]	2:46.28	2:00.48	1:59.47	+21m	5.69m
		Connor Ronan	Q1	Q3				205m	811m	811m		813m	637m	405m	406m				
3	8	MUSKEE	52.81	0:29.42	03.82	07.13	14.12	1:01.26	1:01.05	1:00.16	0:45.34 [5]	1:14.97 [5]	1:46.60 [5]	2:16.02 [2]	2:46.77	2:01.42	1:59.81	+22m	12.06m
		Ewa Justice	Lead	Q3				206m	810m	811m		812m	640m	403m	406m				
4	1	TWEEDLEDEE NZ	51.91	0:29.70	03.80	07.14	13.77	1:01.61	1:02.41	1:00.24	0:44.99 [4]	1:14.69 [4]	1:46.60 [4]	2:17.10 [7]	2:46.84	2:01.85	1:59.86	+17m	12.94m
		Jodi Quinlan	Lead	Q1				203m	810m	809m		814m	633m	405m	405m				
5	2	MITCHELL WRAP	53.10	0:29.78	03.72	06.99	13.10	1:01.72	1:02.56	1:01.85	0:44.55 [3]	1:14.32 [3]	1:46.26 [3]	2:16.90 [6]	2:48.11	2:03.56	2:00.78	+14m	30.05m
		Kerryn Manning	Lead	Q1				203m	810m	808m		810m	635m	405m	405m				
6	3	RINGER WELLS	53.57	0:29.82	03.68	06.91	13.06	1:01.82	1:02.59	1:02.47	0:44.08 [2]	1:13.90 [2]	1:45.90 [2]	2:16.49 [4]	2:48.38	2:04.28	2:00.97	+19m	33.65m
		Alex Ashwood	Lead	Q1				205m	811m	810m		811m	637m	406m	405m				
7	7	NEPHEW OF SONOKO	52.09	0:29.56	03.73	07.11	13.89	1:01.00	1:01.06	1:05.82	0:46.11 [7]	1:15.68 [7]	1:47.12 [7]	2:16.74 [5]	2:52.94	2:06.82	2:04.24	+30m	94.75m
		James Herbertson	Lead	Q1				209m	809m	809m		820m	641m	405m	404m				

Note: Timing is based on positional data.

[] Indicates rank at the end of each section


--:--:-- No data available for this section

N/A Information not available

Melton-Professional-2026-06-20

Race 9: SWIFT SIGNS TROT - 2240m

20 June 2026 - 9:10PM



HARNESS RACING VICTORIA

Scratched: OUR MARVELLA NZ (4)

Note: Timing is based on positional data.

[] Indicates rank at the end of each section

--:-- No data available for this section

N/A Information not available

Data processed by  TRIPLESDATA

Melton-Professional-2026-06-20

Race 10: HYGAIN EDGE PACE - 1720m

20 June 2026 - 9:40PM



HARNESS RACING VICTORIA

RANK	TAB	Horse/Driver	Top Speed (Km/h)	Fastest Section	First 50m	First 100m	First 200m	First Half	Middle Half	Last Half	Lead Time	1st Quarter	2nd Quarter	3rd Quarter	4th Quarter	Last Mile	Mile Rate	Distance Travelled	Gross Time/Margin
			0:06.45	0:35.15 (0:28.70)	1:06.56 (0:31.41)	1:34.72 (0:28.16)	2:01.39 (0:26.67)												
1	3	THE ART OF SUCCESS	57.13	0:26.67	03.54	06.56	12.99	1:00.11	0:59.56	0:54.82	0:06.45 [1]	0:35.15 [1]	1:06.56 [1]	1:34.72 [1]	2:01.39	1:54.93	1:53.58	+10m	2:01.39
		Mark Pitt	Lead	Q4			202m	809m	809m	811m	110m	405m	404m	404m	407m				
2	7	STORMS COLLIDE	56.81	0:26.72	03.70	06.89	13.44	0:59.94	0:59.36	0:54.81	0:06.91 [5]	0:35.56 [3]	1:06.85 [2]	1:34.94 [2]	2:01.66	1:54.75	1:53.83	+23m	3.51m
		Tasmyn Potter	Q4	Q4			205m	820m	812m	813m	110m	412m	408m	405m	409m				
3	1	SOAP AND BUBBLES	56.30	0:26.61	03.56	06.69	13.26	1:00.27	0:59.55	0:54.75	0:06.64 [3]	0:35.50 [2]	1:06.91 [3]	1:35.05 [3]	2:01.66	1:55.02	1:53.83	+9m	3.57m
		Kerryn Manning	Q4	Q4			201m	809m	808m	809m	111m	405m	404m	403m	405m				
4	6	ALWAYS BE BLAKEY	57.10	0:26.67	03.70	06.96	13.68	1:00.48	0:59.43	0:54.90	0:07.00 [6]	0:36.28 [6]	1:07.48 [6]	1:35.71 [6]	2:02.39	1:55.38	1:54.51	+22m	13.38m
		James Herbertson	Q4	Q4			204m	817m	812m	816m	110m	410m	407m	404m	411m				
5	5	SOHO DARKNSTORMY	56.48	0:27.10	03.54	06.65	13.37	1:00.53	0:59.43	0:55.28	0:06.64 [2]	0:35.92 [5]	1:07.17 [4]	1:35.36 [4]	2:02.46	1:55.81	1:54.58	+21m	14.28m
		Kate Gath	Lead	Q4			203m	817m	812m	815m	110m	409m	408m	405m	410m				
6	4	REPELLING	55.91	0:27.57	03.54	06.77	13.62	1:00.45	0:59.53	0:55.75	0:06.76 [4]	0:35.86 [4]	1:07.20 [5]	1:35.38 [5]	2:02.97	1:56.20	1:55.06	+10m	21.19m
		Leigh Sutton	Lead	Q4			202m	809m	809m	811m	110m	405m	404m	405m	406m				

Scratched: LE BELLE BIJOUX (2)

Note: Timing is based on positional data.

[] Indicates rank at the end of each section

--:-- No data available for this section

N/A Information not available