

Melton-Professional-2026-05-16

Race 1: GARRARDS HORSE & HOUND PACE - 1720m

16 May 2026 - 4:53PM



HARNESS RACING VICTORIA

RANK	TAB	Horse/Driver	Top Speed (Km/h)	Fastest Section	First 50m	First 100m	First 200m	First Half	Middle Half	Last Half	Lead Time	1st Quarter	2nd Quarter	3rd Quarter	4th Quarter	Last Mile	Mile Rate	Distance Travelled	Gross Time/Margin
												0:34.81 (0:28.42)	1:05.44 (0:30.63)	1:34.09 (0:28.65)	2:01.96 (0:27.87)				
1	1	GOOD TOBE LOCKSLEY	56.56	0:27.56	03.59	06.67	12.45	0:59.15	0:59.23	0:56.20	0:06.59 [3]	0:35.16 [2]	1:05.75 [3]	1:34.39 [3]	2:01.96	1:55.35	1:54.11	-3m	2:01.96
		Jordan Leedham	Q1	Q4			202m	805m	805m	809m	105m	403m	402m	403m	406m				
2	5	HOORAH PHILTRA	59.18	0:27.87	03.52	06.50	12.10	0:59.04	0:59.27	0:56.52	0:06.39 [1]	0:34.81 [1]	1:05.44 [1]	1:34.09 [1]	2:01.97	1:55.56	1:54.12	0m	0.16m
		James Herbertson	Q1	Q4			204m	807m	806m	811m	105m	404m	402m	404m	407m				
3	4	ROYAL APPOINTMENT	55.51	0:27.90	03.61	06.73	12.75	0:59.22	0:58.87	0:56.46	0:06.74 [4]	0:35.65 [5]	1:05.96 [4]	1:34.52 [4]	2:02.42	1:55.68	1:54.54	+18m	6.13m
		Jack Laughler	Lead	Q4			203m	817m	814m	818m	105m	409m	408m	406m	412m				
4	8	KATUNGA EXPRESS	56.05	0:27.88	03.65	06.78	13.07	0:59.07	0:59.21	0:56.50	0:07.00 [6]	0:35.48 [4]	1:06.07 [5]	1:34.69 [5]	2:02.56	1:55.56	1:54.68	+2m	8.19m
		Abby Sanderson	Q1	Q4			201m	805m	805m	809m	107m	403m	402m	403m	407m				
5	3	LUVA SCRAP	53.78	0:27.98	03.67	06.91	13.17	0:59.38	0:58.85	0:56.51	0:06.84 [5]	0:35.90 [7]	1:06.23 [6]	1:34.76 [7]	2:02.74	1:55.89	1:54.84	+16m	10.54m
		Jackie Barker	Q4	Q4			204m	818m	814m	815m	105m	410m	409m	405m	409m				
6	12	SAVON DE ROCHE	55.15	0:27.72	03.83	07.28	14.22	0:59.20	0:58.48	0:55.92	0:07.62 [10]	0:36.54 [10]	1:06.82 [11]	1:35.02 [9]	2:02.75	1:55.12	1:54.85	+26m	10.6m
		Ewa Justice	Q4	Q4			204m	817m	816m	821m	108m	408m	409m	407m	414m				
7	13	HIGHLANDHARTBREAKA	56.02	0:27.50	03.87	07.41	14.56	0:59.14	0:58.69	0:55.89	0:07.80 [12]	0:36.64 [11]	1:06.94 [12]	1:35.33 [12]	2:02.83	1:55.03	1:54.93	+13m	11.73m
		Kate Gath	Q4	Q4			203m	806m	807m	819m	108m	404m	402m	405m	414m				

Note: Timing is based on positional data.

[] Indicates rank at the end of each section

-:--:- No data available for this section

N/A Information not available

Melton-Professional-2026-05-16

Race 1: GARRARDS HORSE & HOUND PACE - 1720m

16 May 2026 - 4:53PM



HARNESS RACING VICTORIA

RANK	TAB	Horse/Driver	Top Speed (Km/h)	Fastest Section	First 50m	First 100m	First 200m	First Half	Middle Half	Last Half	Lead Time	1st Quarter	2nd Quarter	3rd Quarter	4th Quarter	Last Mile	Mile Rate	Distance Travelled	Gross Time/Margin
												0:34.81 (0:28.42)	1:05.44 (0:30.63)	1:34.09 (0:28.65)	2:01.96 (0:27.87)				
8	9	MORRIS BROWN	54.79	0:27.90	03.66	06.83	13.31	0:59.31	0:59.18	0:56.52	0:07.07 [7]	0:35.82 [6]	1:06.38 [7]	1:35.00 [8]	2:02.90	1:55.83	1:54.99	+6m	12.61m
		Lochie Cook	Lead	Q4			202m	810m	808m	809m	107m	405m	405m	403m	406m				
9	11	MAAS BETTING AGAIN	55.26	0:27.72	03.74	07.03	13.75	0:59.36	0:59.14	0:56.31	0:07.27 [9]	0:36.08 [8]	1:06.63 [9]	1:35.22 [11]	2:02.94	1:55.67	1:55.03	-2m	13.24m
		Chris Alford	Q4	Q4			202m	806m	805m	805m	107m	403m	402m	403m	402m				
10	6	BIZZNESS CLASS	53.78	0:28.00	03.77	07.20	13.88	0:59.36	0:58.81	0:56.51	0:07.20 [8]	0:36.26 [9]	1:06.55 [8]	1:35.06 [10]	2:03.06	1:55.87	1:55.14	+19m	14.81m
		Luke Dunne	Q4	Q4			204m	820m	815m	816m	105m	411m	409m	405m	410m				
11	7	GUEST ARTIST NZ	54.07	0:27.97	03.91	07.63	14.83	0:59.10	0:57.84	0:56.36	0:07.67 [11]	0:36.90 [12]	1:06.77 [10]	1:34.74 [6]	2:03.13	1:55.46	1:55.20	+22m	15.69m
		Alex Ashwood	Q4	Q3			204m	818m	819m	820m	105m	407m	411m	408m	412m				
12	2	OZZIE CORKA	57.17	0:28.62	03.55	06.60	12.37	0:59.12	0:58.95	0:57.53	0:06.52 [2]	0:35.31 [3]	1:05.64 [2]	1:34.26 [2]	2:03.18	1:56.65	1:55.25	+13m	16.38m
		Daryl Douglas	Q1	Q3			202m	817m	813m	814m	105m	408m	408m	405m	409m				

Scratched: PISTOL PEARCE (10)

Note: Timing is based on positional data.

[] Indicates rank at the end of each section

-:--:- No data available for this section

N/A Information not available

Melton-Professional-2026-05-16

Race 2: IRT PACE - 1720m

16 May 2026 - 5:31PM



HARNESS RACING VICTORIA

RANK	TAB	Horse/ Driver	Top Speed (Km/h)	Fastest Section	First 50m	First 100m	First 200m	First Half	Middle Half	Last Half	Lead Time 0:06.37	1st Quarter	2nd Quarter	3rd Quarter	4th Quarter	Last Mile	Mile Rate	Distance Travelled	Gross Time/ Margin
												0:33.65 (0:27.28)	1:02.46 (0:28.81)	1:31.41 (0:28.95)	1:59.63 (0:28.22)				
1	3	SWEET IDEAL	57.64	0:27.13	03.50	06.54	12.33	0:55.94	0:57.76	0:57.16	0:06.52 [4]	0:33.65 [1]	1:02.46 [1]	1:31.41 [1]	1:59.63	1:53.10	1:51.93	+5m	1:59.63
		Darryl Lawlor	Q1	Q1			204m	812m	807m	811m	105m	410m	403m	405m	406m				
2	1	SOAP AND BUBBLES	58.36	0:27.54	03.47	06.43	12.19	0:56.35	0:57.76	0:56.97	0:06.37 [1]	0:33.91 [2]	1:02.73 [3]	1:31.67 [3]	1:59.70	1:53.32	1:51.99	-2m	0.91m
		Kerryn Manning	Lead	Q1			202m	805m	807m	811m	105m	403m	402m	405m	406m				
3	8	OUR LUCIANO	57.67	0:27.45	03.56	06.59	12.78	0:56.23	0:57.74	0:57.53	0:06.79 [9]	0:34.24 [4]	1:03.02 [5]	1:31.98 [5]	2:00.56	1:53.76	1:52.81	+1m	12.58m
		Alex Ashwood	Q1	Q1			201m	806m	806m	809m	107m	403m	402m	403m	406m				
4	9	JUSTALITTLESIP NZ	56.77	0:27.95	03.53	06.59	12.99	0:56.76	0:57.47	0:57.14	0:06.76 [8]	0:34.71 [7]	1:03.52 [7]	1:32.19 [7]	2:00.67	1:53.90	1:52.90	+23m	13.97m
		Adrian Pace	Q1	Q1			203m	817m	815m	820m	106m	409m	409m	407m	413m				
5	4	LE BELLE BIJOUX	55.04	0:28.32	03.57	06.73	13.13	0:57.18	0:57.40	0:56.92	0:06.67 [6]	0:35.05 [8]	1:03.84 [8]	1:32.45 [9]	2:00.77	1:54.10	1:52.99	+17m	15.29m
		Ewa Justice	Lead	Q4			205m	818m	814m	817m	105m	410m	408m	406m	411m				
6	6	DIAMOND ECLIPSE	57.13	0:28.34	03.49	06.52	12.49	0:57.56	0:56.71	0:56.88	0:06.45 [3]	0:35.66 [10]	1:03.99 [9]	1:32.37 [8]	2:00.88	1:54.44	1:53.10	+12m	16.82m
		James Herbertson	Lead	Q2			207m	819m	807m	811m	105m	417m	402m	404m	406m				
7	5	ABOUTTIME	54.79	0:28.51	03.57	06.76	13.27	0:57.39	0:57.31	0:57.05	0:06.75 [7]	0:35.37 [9]	1:04.14 [10]	1:32.69 [10]	2:01.20	1:54.44	1:53.40	+14m	21.09m
		Steven Matson	Lead	Q4			207m	821m	813m	811m	105m	412m	408m	404m	407m				

Note: Timing is based on positional data.

[] Indicates rank at the end of each section

-:--:- No data available for this section

N/A Information not available

Melton-Professional-2026-05-16

Race 2: IRT PACE - 1720m

16 May 2026 - 5:31PM



HARNESS RACING VICTORIA

RANK	TAB	Horse/ Driver	Top Speed (Km/h)	Fastest Section	First 50m	First 100m	First 200m	First Half	Middle Half	Last Half	Lead Time	1st Quarter	2nd Quarter	3rd Quarter	4th Quarter	Last Mile	Mile Rate	Distance Travelled	Gross Time/ Margin
												0:33.65 (0:27.28)	1:02.46 (0:28.81)	1:31.41 (0:28.95)	1:59.63 (0:28.22)				
8	7	JACKS ULTIMATE FU	57.46	0:27.67	03.48	06.50	12.49	0:56.54	0:57.79	0:58.30	0:06.44 [2]	0:34.10 [3]	1:02.97 [4]	1:31.89 [4]	2:01.28	1:54.84	1:53.47	+23m	22.11m
		Nathan Jack	Lead	Q1			208m	825m	813m	816m	105m	417m	408m	405m	411m				
9	10	METEOR MOTH	56.48	0:27.64	03.54	06.61	13.01	0:55.85	0:57.17	0:58.59	0:06.83 [10]	0:34.47 [6]	1:02.69 [2]	1:31.65 [2]	2:01.28	1:54.44	1:53.48	+21m	22.25m
		Mark Pitt	Lead	Q1			204m	822m	814m	813m	106m	413m	409m	404m	409m				
10	2	FOLLOWTHEACE	57.28	0:27.87	03.49	06.57	12.47	0:56.74	0:57.79	0:59.13	0:06.43 [5]	0:34.28 [5]	1:03.16 [6]	1:32.08 [6]	2:02.30	1:55.87	1:54.43	+12m	35.83m
		Abbey Turnbull	Q1	Q1			203m	817m	813m	813m	104m	409m	408m	405m	409m				

Note: Timing is based on positional data.

[] Indicates rank at the end of each section

--:--:-- No data available for this section

N/A Information not available

Melton-Professional-2026-05-16

Race 3: MIMOSA HOMES PACE - 1720m

16 May 2026 - 5:58PM



HARNESS RACING VICTORIA

RANK	TAB	Horse/ Driver	Top Speed (Km/h)	Fastest Section	First 50m	First 100m	First 200m	First Half	Middle Half	Last Half	Lead Time 0:06.54	1st Quarter	2nd Quarter	3rd Quarter	4th Quarter	Last Mile	Mile Rate	Distance Travelled	Gross Time/ Margin
												0:37.48 (0:30.94)	1:07.94 (0:30.46)	1:36.09 (0:28.15)	2:03.67 (0:27.57)				
1	10	KEAYANG WASABI	54.58	0:27.59	03.80	07.22	14.32	1:00.48	0:58.33	0:55.62	0:07.55 [9]	0:37.73 [3]	1:08.03 [2]	1:36.06 [2]	2:03.65	1:56.10	1:55.69	+27m	2:03.65
		Jason Lee	Q3	Q4			204m	820m	814m	815m	111m	411m	409m	405m	410m				
2	4	CLYMENUS NZ	56.23	0:27.03	03.64	06.81	13.45	1:01.78	0:58.85	0:55.04	0:06.85 [3]	0:37.78 [5]	1:08.63 [6]	1:36.64 [6]	2:03.67	1:56.82	1:55.71	+23m	0.28m
		Jack Laugher	Q4	Q4			203m	818m	815m	818m	109m	409m	409m	406m	412m				
3	9	SPRINGFIELD AFFAIR	55.08	0:27.32	03.77	07.05	13.98	1:01.46	0:58.45	0:55.36	0:07.38 [8]	0:38.43 [8]	1:08.83 [7]	1:36.87 [7]	2:04.20	1:56.82	1:56.20	+7m	7.36m
		Lochie Cook	Q4	Q4			201m	805m	805m	811m	111m	403m	402m	403m	408m				
4	7	REPELLING	57.38	0:28.14	03.49	06.53	12.83	1:01.40	0:58.60	0:56.28	0:06.54 [1]	0:37.48 [1]	1:07.94 [1]	1:36.09 [1]	2:04.23	1:57.68	1:56.24	+2m	7.8m
		Leigh Sutton	Lead	Q3			201m	806m	806m	810m	109m	404m	402m	404m	406m				
5	1	TOORAM MAGIC	54.90	0:27.96	03.65	06.81	13.57	1:01.41	0:58.54	0:56.06	0:06.76 [2]	0:37.73 [4]	1:08.17 [3]	1:36.27 [3]	2:04.24	1:57.47	1:56.24	+1m	7.93m
		Alex Ashwood	Lead	Q4			201m	805m	805m	809m	109m	403m	402m	403m	407m				
6	2	BIG BAD OSSIE	55.58	0:27.38	03.73	07.04	13.87	1:01.87	0:58.80	0:55.34	0:07.10 [4]	0:38.12 [6]	1:08.96 [8]	1:36.92 [9]	2:04.31	1:57.21	1:56.31	+22m	8.81m
		Abbey Turnbull	Q4	Q4			202m	818m	814m	817m	109m	409m	409m	406m	411m				
7	8	MY UNCLE STAN	54.65	0:27.98	03.68	06.85	13.70	1:01.42	0:58.49	0:56.05	0:07.08 [5]	0:38.09 [7]	1:08.51 [5]	1:36.57 [5]	2:04.56	1:57.47	1:56.56	+5m	12.39m
		Jodi Quinlan	Lead	Q4			201m	805m	805m	809m	111m	403m	402m	402m	406m				

Note: Timing is based on positional data.

[] Indicates rank at the end of each section

--:-- No data available for this section

N/A Information not available

Melton-Professional-2026-05-16

Race 3: MIMOSA HOMES PACE - 1720m

16 May 2026 - 5:58PM



HARNESS RACING VICTORIA

RANK	TAB	Horse/ Driver	Top Speed (Km/h)	Fastest Section	First 50m	First 100m	First 200m	First Half	Middle Half	Last Half	Lead Time	1st Quarter	2nd Quarter	3rd Quarter	4th Quarter	Last Mile	Mile Rate	Distance Travelled	Gross Time/ Margin
												0:37.48 (0:30.94)	1:07.94 (0:30.46)	1:36.09 (0:28.15)	2:03.67 (0:27.57)				
8	5	USYK	54.40	0:28.02	03.75	07.12	14.18	1:01.13	0:58.85	0:56.32	0:07.22 [6]	0:37.52 [2]	1:08.35 [4]	1:36.36 [4]	2:04.67	1:57.45	1:56.65	+28m	13.71m
		Nathan Jack	Q3	Q3			205m	824m	814m	815m		109m	415m	409m	405m				
9	3	SHADES OF MIKI	56.09	0:27.70	03.81	07.19	14.20	1:01.93	0:58.47	0:55.89	0:07.20 [7]	0:38.37 [9]	1:09.14 [9]	1:36.84 [8]	2:05.03	1:57.82	1:56.98	+28m	18.47m
		Tom Gilligan	Q3	Q3			203m	818m	817m	823m		109m	409m	409m	408m				

Scratched: THESTATESMAN (6)

Note: Timing is based on positional data.

[] Indicates rank at the end of each section


--:--:-- No data available for this section

N/A Information not available

Melton-Professional-2026-05-16

Race 4: ALDEBARAN PARK FREE FOR ALL TROT - 2240m

16 May 2026 - 6:29PM



HARNESS RACING VICTORIA

RANK	TAB	Horse/ Driver	Top Speed (Km/h)	Fastest Section	First 50m	First 100m	First 200m	First Half	Middle Half	Last Half	Lead Time 0:44.02	1st Quarter	2nd Quarter	3rd Quarter	4th Quarter	Last Mile	Mile Rate	Distance Travelled	Gross Time/ Margin
												1:14.33 (0:30.31)	1:44.54 (0:30.21)	2:12.73 (0:28.19)	2:42.20 (0:29.47)				
1	4	LOVEMETO NZ	54.72	0:28.11	03.64	06.81	13.35	1:00.24	0:58.02	0:57.56	0:44.38 [2]	1:14.70 [2]	1:44.62 [2]	2:12.73 [1]	2:42.20	1:57.82	1:56.53	+31m	2:42.20
		Kerryn Manning	Lead	Q3			206m	817m	814m	814m	642m	408m	408m	405m	409m				
2	7	REMUS PHOENIX	53.35	0:28.15	03.86	07.32	14.05	1:00.21	0:58.00	0:57.43	0:45.07 [6]	1:15.43 [6]	1:45.28 [6]	2:13.43 [5]	2:42.73	1:57.64	1:56.91	+30m	7.05m
		Taylor Youl	Q3	Q3			205m	816m	814m	818m	637m	408m	408m	406m	411m				
3	3	EL RESAMO	56.09	0:28.31	03.60	06.70	13.27	1:00.25	0:58.21	0:58.14	0:44.71 [4]	1:15.06 [4]	1:44.96 [4]	2:13.27 [3]	2:43.11	1:58.39	1:57.19	+26m	12.22m
		Jackie Barker	Lead	Q3			205m	816m	813m	815m	637m	408m	408m	405m	409m				
4	8	ALDEBARAN ACRUX U	54.61	0:28.38	03.71	06.91	13.74	1:00.42	0:58.45	0:57.86	0:44.85 [5]	1:15.20 [5]	1:45.27 [5]	2:13.65 [6]	2:43.13	1:58.28	1:57.20	+14m	12.42m
		Chris Svanosio	Lead	Q3			202m	806m	807m	813m	635m	404m	402m	405m	409m				
5	6	PINNIE	53.14	0:28.36	03.81	07.19	13.73	1:00.43	0:58.42	0:57.62	0:45.23 [7]	1:15.60 [7]	1:45.65 [8]	2:14.01 [7]	2:43.27	1:58.05	1:57.30	+12m	14.3m
		Kate Gath	Lead	Q3			204m	806m	807m	811m	637m	403m	402m	405m	406m				
6	1	IM BOBBY	56.52	0:28.32	03.61	06.68	12.92	1:00.52	0:58.53	0:59.11	0:44.02 [1]	1:14.33 [1]	1:44.54 [1]	2:12.87 [2]	2:43.66	1:59.63	1:57.58	+4m	19.51m
		James Herbertson	Lead	Q3			203m	805m	806m	810m	630m	403m	402m	404m	406m				
7	2	MORE WANTED	54.36	0:28.40	03.67	06.85	13.26	1:00.42	0:58.52	0:59.09	0:44.54 [3]	1:14.84 [3]	1:44.95 [3]	2:13.34 [4]	2:44.03	1:59.51	1:57.84	+2m	24.52m
		Jack Laugher	Lead	Q3			202m	805m	807m	807m	631m	403m	402m	405m	402m				

Note: Timing is based on positional data.

[] Indicates rank at the end of each section

--:-- No data available for this section

N/A Information not available

Melton-Professional-2026-05-16

Race 4: ALDEBARAN PARK FREE FOR ALL TROT - 2240m

16 May 2026 - 6:29PM



HARNESS RACING VICTORIA

RANK	TAB	Horse/ Driver	Top Speed (Km/h)	Fastest Section	First 50m	First 100m	First 200m	First Half	Middle Half	Last Half	Lead Time	1st Quarter	2nd Quarter	3rd Quarter	4th Quarter	Last Mile	Mile Rate	Distance Travelled	Gross Time/ Margin
												0:44.02	1:14.33 (0:30.31)	1:44.54 (0:30.21)	2:12.73 (0:28.19)				
8	9	QUIRKY CHARACTER Liam Older	52.34	0:28.48	03.84	07.21	14.18	1:00.12	0:58.32	0:58.71	0:45.50 [8]	1:15.79 [8]	1:45.63 [7]	2:14.12 [8]	2:44.35	1:58.83	1:58.08	+33m	28.83m
			Q3	Q3			203m	817m	814m	816m	639m	409m	408m	406m	410m				


Scratched: OLLIVICI NZ (5)

Note: Timing is based on positional data.

[] Indicates rank at the end of each section

--:-- No data available for this section

N/A Information not available



HARNESS RACING VICTORIA

Melton-Professional-2026-05-16

Race 5: RENOWN SILVERWARE PACE - 1720m

16 May 2026 - 7:05PM




RANK	TAB	Horse/ Driver	Top Speed (Km/h)	Fastest Section	First 50m	First 100m	First 200m	First Half	Middle Half	Last Half	Lead Time 0:06.50	1st Quarter	2nd Quarter	3rd Quarter	4th Quarter	Last Mile	Mile Rate	Distance Travelled	Gross Time/ Margin
												0:34.49 (0:27.99)	1:04.56 (0:30.08)	1:32.38 (0:27.81)	2:01.03 (0:28.65)				
1	9	PERUN NZ	54.68	0:27.84	03.61	06.77	13.35	0:57.93	0:57.51	0:56.01	0:07.08 [6]	0:35.35 [5]	1:05.01 [4]	1:32.85 [4]	2:01.03	1:53.94	1:53.24	+16m	2:01.03
		Liam Older	Lead	Q3			203m	814m	811m	814m	108m	407m	407m	404m	410m				
2	1	LAMBRO MACH	56.59	0:27.81	03.55	06.63	12.48	0:58.23	0:57.86	0:56.31	0:06.56 [2]	0:34.75 [2]	1:04.80 [3]	1:32.61 [3]	2:01.11	1:54.54	1:53.31	-1m	1:07m
		Kate Gath	Lead	Q3			201m	806m	807m	810m	106m	403m	402m	405m	405m				
3	4	IN AN IDEAL WORLD	54.76	0:27.83	03.56	06.75	12.79	0:57.97	0:57.50	0:56.72	0:06.67 [3]	0:34.97 [3]	1:04.64 [2]	1:32.47 [2]	2:01.36	1:54.69	1:53.55	+9m	4:47m
		Ewa Justice	Lead	Q3			203m	814m	811m	812m	106m	407m	407m	404m	408m				
4	11	TRIPLE ROCK SAINT	53.50	0:27.79	03.68	06.99	13.95	0:58.02	0:57.70	0:55.99	0:07.40 [9]	0:35.51 [6]	1:05.42 [7]	1:33.21 [7]	2:01.42	1:54.01	1:53.61	+4m	5:31m
		Jack Laugher	Q1	Q3			203m	806m	808m	809m	109m	404m	403m	406m	403m				
5	8	ISOLATION	55.84	0:27.78	03.56	06.66	13.09	0:58.20	0:57.76	0:56.30	0:06.93 [4]	0:35.15 [4]	1:05.13 [5]	1:32.91 [5]	2:01.43	1:54.50	1:53.62	+3m	5:46m
		James Herbertson	Lead	Q3			200m	806m	806m	809m	108m	403m	402m	404m	406m				
6	10	IM ALL BUSINESS	54.04	0:27.84	03.69	06.93	13.56	0:57.94	0:57.48	0:56.32	0:07.34 [8]	0:35.63 [7]	1:05.27 [6]	1:33.11 [6]	2:01.59	1:54.26	1:53.76	+21m	7:52m
		Neil McCallum	Q1	Q3			202m	815m	812m	816m	110m	408m	407m	405m	411m				
7	7	JACCKA CONNOR NZ	53.68	0:27.77	03.96	07.66	14.18	0:57.87	0:57.53	0:56.12	0:07.85 [11]	0:35.96 [8]	1:05.72 [9]	1:33.49 [9]	2:01.85	1:53.99	1:54.01	+2m	11:09m
		Daryl Douglas	Q3	Q3			201m	806m	807m	811m	106m	404m	402m	405m	406m				

Note: Timing is based on positional data.

[] Indicates rank at the end of each section

--:-- No data available for this section

N/A Information not available



HARNESS RACING VICTORIA

Melton-Professional-2026-05-16

Race 5: RENOWN SILVERWARE PACE - 1720m

16 May 2026 - 7:05PM



RANK	TAB	Horse/ Driver	Top Speed (Km/h)	Fastest Section	First 50m	First 100m	First 200m	First Half	Middle Half	Last Half	Lead Time	1st Quarter	2nd Quarter	3rd Quarter	4th Quarter	Last Mile	Mile Rate	Distance Travelled	Gross Time/ Margin
												0:34.49 (0:27.99)	1:04.56 (0:30.08)	1:32.38 (0:27.81)	2:01.03 (0:28.65)				
8	2	MOUNT BARKER BOY Mark Pitt	57.74	0:27.81	03.50	06.53	12.20	0:58.07	0:57.88	0:57.28	0:06.50 [1]	0:34.49 [1] (0:28.00)	1:04.56 [1] (0:30.07)	1:32.38 [1] (0:27.81)	2:01.86 (0:29.47)	1:55.35	1:54.02	-1m	11.24m
			Q1	Q3			201m	805m	808m	811m	106m	402m	402m	406m	405m	1616m			
9	3	DO IT Alex Ashwood	53.60	0:27.80	03.64	06.89	13.57	0:58.65	0:57.45	0:56.47	0:06.99 [5]	0:35.99 [9] (0:29.00)	1:05.64 [8] (0:29.65)	1:33.43 [8] (0:27.80)	2:02.11 (0:28.67)	1:55.12	1:54.26	+14m	14.58m
			Lead	Q3			204m	816m	812m	813m	106m	409m	407m	404m	409m	1630m			
10	6	CELESTIAL ZODIAC Luke Dunne	53.32	0:27.78	03.80	07.36	14.39	0:58.53	0:57.43	0:56.18	0:07.49 [10]	0:36.37 [11] (0:28.88)	1:06.01 [11] (0:29.65)	1:33.79 [11] (0:27.78)	2:02.19 (0:28.40)	1:54.71	1:54.33	+7m	15.6m
			Q3	Q3			203m	811m	809m	811m	106m	406m	404m	405m	406m	1622m			
11	5	KISS ME MINI NZ Jordan Leedham	54.68	0:27.50	03.71	07.11	14.02	0:58.72	0:57.12	0:56.45	0:07.15 [7]	0:36.24 [10] (0:29.10)	1:05.87 [10] (0:29.62)	1:33.37 [10] (0:27.50)	2:02.33 (0:28.95)	1:55.17	1:54.46	+21m	17.52m
			Q3	Q3			204m	818m	815m	818m	106m	410m	408m	407m	412m	1636m			

Note: Timing is based on positional data.

[] Indicates rank at the end of each section


--:-- No data available for this section

N/A Information not available

Melton-Professional-2026-05-16

Race 6: BETAVET MARES PACE - 1720m

16 May 2026 - 7:37PM



HARNESS RACING VICTORIA


RANK	TAB	Horse/ Driver	Top Speed (Km/h)	Fastest Section	First 50m	First 100m	First 200m	First Half	Middle Half	Last Half	Lead Time	1st Quarter	2nd Quarter	3rd Quarter	4th Quarter	Last Mile	Mile Rate	Distance Travelled	Gross Time/ Margin
												0:35.62 (0:29.03)	1:03.84 (0:28.22)	1:32.46 (0:28.62)	2:01.09 (0:28.63)				
1	8	THE ART OF SUCCESS	54.61	0:27.86	03.77	07.00	13.69	0:56.56	0:56.48	0:57.24	0:07.25 [8]	0:35.98 [5]	1:03.84 [1]	1:32.46 [1]	2:01.09	1:53.82	1:53.30	+4m	2:01.09
		Mark Pitt	Q2	Q2			203m	805m	808m	812m		107m	402m	402m	405m				
2	3	OUR ULTIMATE GRAC	56.27	0:28.56	03.56	06.65	12.64	0:57.59	0:57.26	0:57.87	0:06.59 [1]	0:35.62 [1]	1:04.18 [2]	1:32.88 [3]	2:02.05	1:55.46	1:54.20	-2m	12.93m
		Kerryn Manning	Lead	Q2			202m	805m	808m	811m		104m	403m	402m	406m				
3	9	TIZZY LIZZIE	55.08	0:27.86	03.62	06.76	13.44	0:57.87	0:56.53	0:57.28	0:06.92 [6]	0:36.13 [6]	1:04.79 [7]	1:32.65 [2]	2:02.09	1:55.16	1:54.23	+19m	13.46m
		Leigh Sutton	Lead	Q3			203m	818m	815m	815m		106m	409m	409m	406m				
4	2	SHEER VITALITY	54.72	0:28.57	03.63	06.80	12.91	0:57.68	0:57.27	0:57.68	0:06.79 [3]	0:35.90 [3]	1:04.47 [4]	1:33.18 [4]	2:02.17	1:55.36	1:54.31	-2m	14.55m
		Jordan Leedham	Lead	Q2			201m	805m	806m	812m		104m	402m	402m	404m				
5	4	DELIGHTFUL CHARM	54.68	0:28.53	03.70	06.92	13.02	0:57.87	0:57.31	0:58.71	0:06.85 [5]	0:36.18 [7]	1:04.71 [6]	1:33.49 [6]	2:03.43	1:56.57	1:55.49	+5m	31.45m
		Connor Ronan	Q1	Q2			203m	812m	810m	811m		104m	407m	405m	405m				
6	5	KIA ORA BEAUTY	55.55	0:28.70	03.68	06.81	12.87	0:57.83	0:57.74	0:59.56	0:06.68 [2]	0:35.82 [4]	1:04.52 [5]	1:33.56 [7]	2:04.08	1:57.39	1:56.09	+18m	40.12m
		James Herbertson	Lead	Q2			206m	821m	813m	815m		104m	412m	409m	405m				
7	7	EMILY VINCENT	52.70	0:28.51	03.75	07.04	13.92	0:58.11	0:57.13	0:59.07	0:07.04 [7]	0:36.54 [8]	1:05.16 [8]	1:33.67 [8]	2:04.24	1:57.18	1:56.24	+21m	42.24m
		Jack Laugher	Q3	Q3			206m	820m	814m	818m		103m	412m	408m	407m				

Note: Timing is based on positional data.

[] Indicates rank at the end of each section

--:-- No data available for this section

N/A Information not available



HARNESS RACING VICTORIA

Melton-Professional-2026-05-16

Race 6: BETAVET MARES PACE - 1720m

16 May 2026 - 7:37PM



RANK	TAB	Horse/ Driver	Top Speed (Km/h)	Fastest Section	First 50m	First 100m	First 200m	First Half	Middle Half	Last Half	Lead Time	1st Quarter	2nd Quarter	3rd Quarter	4th Quarter	Last Mile	Mile Rate	Distance Travelled	Gross Time/ Margin
												0:35.62 (0:29.03)	1:03.84 (0:28.22)	1:32.46 (0:28.62)	2:01.09 (0:28.63)				
8	6	LILSTREPO	54.72	0:28.50	03.67	06.84	13.24	0:57.43	0:57.60	1:00.41	0:06.77 [4]	0:35.71 [2]	1:04.21 [3]	1:33.32 [5]	2:04.63	1:57.84	1:56.61	+19m	47.47m
		Alex Ashwood	Lead	Q2			205m	824m	814m	814m	104m	415m	409m	405m	409m				

Scratched: VINCHESKA (1)

Note: Timing is based on positional data.

[] Indicates rank at the end of each section

--:-- No data available for this section

N/A Information not available

Melton-Professional-2026-05-16

Race 7: HYGAIN EDGE TROT - 2240m

16 May 2026 - 8:07PM



HARNESS RACING VICTORIA


RANK	TAB	Horse/ Driver	Top Speed (Km/h)	Fastest Section	First 50m	First 100m	First 200m	First Half	Middle Half	Last Half	Lead Time 0:47.43	1st Quarter	2nd Quarter	3rd Quarter	4th Quarter	Last Mile	Mile Rate	Distance Travelled	Gross Time/ Margin
												1:19.17 (0:31.74)	1:48.71 (0:29.54)	2:17.06 (0:28.35)	2:46.68 (0:29.62)				
1	6	STOCKMAN PETER	51.88	0:28.36	03.84	07.32	15.09	1:00.09	0:57.74	0:57.72	0:48.87 [6]	1:19.56 [3]	1:48.95 [2]	2:17.31 [2]	2:46.68	1:57.81	1:59.75	+29m	2:46.68
		James Herbertson	Q3	Q3			208m	816m	812m	813m	641m	409m	408m	404m	409m				
2	5	LITTLE YANKEE	52.34	0:28.50	03.94	07.48	15.14	1:00.44	0:57.84	0:57.40	0:49.15 [7]	1:20.25 [7]	1:49.59 [6]	2:18.09 [6]	2:47.00	1:57.84	1:59.98	+28m	4.24m
		Connor Ronan	Q3	Q3			205m	816m	813m	817m	637m	408m	408m	405m	411m				
3	1	TWEEDLEDEE NZ	51.55	0:28.37	03.81	07.18	14.20	1:01.26	0:57.89	0:57.98	0:47.89 [2]	1:19.62 [2]	1:49.15 [3]	2:17.52 [3]	2:47.14	1:59.24	2:00.08	+7m	6.2m
		Jordan Leedham	Q3	Q3			203m	806m	807m	810m	633m	403m	402m	404m	406m				
4	8	EL CONQUEROR NZ	51.70	0:28.46	03.81	07.19	14.30	1:01.27	0:58.01	0:57.74	0:48.16 [3]	1:19.88 [4]	1:49.43 [5]	2:17.89 [5]	2:47.17	1:59.01	2:00.10	+12m	6.57m
		Tristan Larsen	Q3	Q3			203m	806m	807m	811m	635m	403m	402m	405m	407m				
5	2	RAPID RETURN	53.35	0:28.34	03.73	06.98	13.47	1:01.28	0:57.89	0:58.68	0:47.43 [1]	1:19.17 [1]	1:48.71 [1]	2:17.06 [1]	2:47.40	1:59.96	2:00.26	+8m	9.57m
		Nathan Jack	Lead	Q3			203m	806m	808m	812m	633m	404m	402m	405m	407m				
6	4	MAC FLICK	51.77	0:28.49	03.85	07.28	14.85	1:01.24	0:58.04	0:57.92	0:48.51 [4]	1:20.21 [6]	1:49.75 [7]	2:18.25 [7]	2:47.68	1:59.16	2:00.47	+9m	13.38m
		Josh Duggan	Q3	Q3			205m	805m	806m	810m	635m	403m	402m	403m	407m				
7	3	ALDEBARAN BROOKE	53.14	0:28.52	03.73	07.04	14.12	1:01.05	0:57.84	0:57.92	0:48.81 [5]	1:20.55 [8]	1:49.86 [8]	2:18.38 [8]	2:47.79	1:58.97	2:00.55	+22m	14.86m
		Chris Alford	Lead	Q3			206m	813m	813m	815m	637m	405m	408m	405m	410m				

Note: Timing is based on positional data.

[] Indicates rank at the end of each section

--:-- No data available for this section

N/A Information not available



HARNESS RACING VICTORIA

Melton-Professional-2026-05-16

Race 7: HYGAIN EDGE TROT - 2240m

16 May 2026 - 8:07PM



RANK	TAB	Horse/ Driver	Top Speed (Km/h)	Fastest Section	First 50m	First 100m	First 200m	First Half	Middle Half	Last Half	Lead Time	1st Quarter	2nd Quarter	3rd Quarter	4th Quarter	Last Mile	Mile Rate	Distance Travelled	Gross Time/ Margin
												0:47.43	1:19.17 (0:31.74)	1:48.71 (0:29.54)	2:17.06 (0:28.35)				
8	7	NEPHEW OF SONOKO Jack Laugher	52.09	0:28.51	03.77	07.21	15.07	1:00.08	0:57.90	0:58.90	0:49.11 [8]	1:19.81 [5]	1:49.19 [4]	2:17.70 [4]	2:48.10	1:58.98	2:00.77	+34m	19.04m
			Q3	Q3			211m	817m	813m	814m	644m	409m	408m	405m	409m				

Note: Timing is based on positional data.

[] Indicates rank at the end of each section

--:-- No data available for this section

N/A Information not available

Melton-Professional-2026-05-16

Race 8: LAMAROS HOTEL TROT - 2240m

16 May 2026 - 8:38PM



HARNESS RACING VICTORIA

RANK	TAB	Horse/ Driver	Top Speed (Km/h)	Fastest Section	First 50m	First 100m	First 200m	First Half	Middle Half	Last Half	Lead Time 0:45.06	1st Quarter	2nd Quarter	3rd Quarter	4th Quarter	Last Mile	Mile Rate	Distance Travelled	Gross Time/ Margin
												1:17.89 (0:32.83)	1:47.00 (0:29.11)	2:15.44 (0:28.44)	2:45.71 (0:30.27)				
1	4	MUSKEE	53.60	0:28.59	03.93	07.31	13.42	1:01.92	0:57.61	0:58.63	0:45.15 [2]	1:18.05 [2]	1:47.07 [2]	2:15.66 [2]	2:45.71	2:00.55	1:59.05	+8m	2:45.71
		Ewa Justice	Lead	Q3			205m	814m	810m	810m	626m	407m	407m	404m	407m				
2	6	KYVALLEY MICHAEL	52.16	0:28.64	04.02	07.60	14.25	1:01.68	0:57.53	0:58.09	0:45.96 [6]	1:18.76 [6]	1:47.65 [5]	2:16.28 [5]	2:45.74	1:59.77	1:59.08	+14m	0.43m
		Chris Alford	Q3	Q3			206m	814m	811m	816m	627m	407m	407m	404m	412m				
3	5	PROHIBITED GRACE	52.63	0:28.60	03.99	07.53	13.91	1:01.73	0:57.55	0:58.68	0:45.66 [4]	1:18.44 [4]	1:47.40 [4]	2:16.00 [3]	2:46.08	2:00.41	1:59.32	+11m	4.97m
		Matthew Whittle	Q2	Q3			205m	814m	811m	813m	626m	407m	407m	404m	409m				
4	3	PRETTYBOY HARRY	55.08	0:28.45	03.77	06.94	12.74	1:01.94	0:57.56	0:59.10	0:45.06 [1]	1:17.89 [1]	1:47.00 [1]	2:15.44 [1]	2:46.10	2:01.04	1:59.33	+4m	5.23m
		Ashley Manton	Lead	Q3			204m	807m	810m	814m	626m	404m	403m	407m	406m				
5	2	OUR MARVELLA NZ	54.72	0:28.66	03.81	07.05	12.87	1:01.97	0:57.78	0:59.13	0:45.44 [3]	1:18.28 [3]	1:47.41 [3]	2:16.08 [4]	2:46.55	2:01.10	1:59.66	-2m	11.27m
		John Caldwell	Lead	Q3			203m	806m	808m	811m	623m	404m	402m	406m	406m				
6	7	MITCHELL WRAP	51.44	0:28.77	03.98	07.53	14.36	1:01.98	0:57.90	0:58.79	0:46.04 [7]	1:18.89 [7]	1:48.02 [7]	2:16.79 [6]	2:46.81	2:00.77	1:59.84	+8m	14.71m
		Jordan Leedham	Q2	Q3			208m	807m	807m	813m	631m	404m	402m	404m	408m				
7	1	A TRUE STORY NZ	52.88	0:29.14	03.82	07.16	13.28	1:01.99	0:58.28	1:00.67	0:45.72 [5]	1:18.56 [5]	1:47.72 [6]	2:16.86 [7]	2:48.39	2:02.66	2:00.98	-5m	35.9m
		Kerryn Manning	Lead	Q3			202m	806m	808m	810m	622m	404m	402m	405m	405m				

Note: Timing is based on positional data.

[] Indicates rank at the end of each section

--:-- No data available for this section

N/A Information not available