

# Melton-Professional-2026-05-15

## Race 1: DYNAMIC PRINT GROUP 2YO MAIDEN - 1720m

15 May 2026 - 2:04PM



HARNESS RACING VICTORIA

RANK	TAB	Horse/ Driver	Top Speed (Km/h)	Fastest Section	First 50m	First 100m	First 200m	First Half	Middle Half	Last Half	Lead Time 0:06.96	1st Quarter	2nd Quarter	3rd Quarter	4th Quarter	Last Mile	Mile Rate	Distance Travelled	Gross Time/ Margin
												0:36.56 (0:29.61)	1:07.08 (0:30.51)	1:35.67 (0:28.59)	2:04.34 (0:28.67)				
1	4	LA CANTATRICE	52.85	0:28.59	03.82	07.10	13.42	1:00.02	0:59.10	0:57.25	0:07.06 [2]	0:36.56 [1]	1:07.08 [1]	1:35.67 [1]	2:04.34	1:57.27	1:56.34	0m	2:04.34
		Ewa Justice	Lead	Q3			202m	806m	807m	811m		104m	404m	402m	405m				
2	6	TEERDEE	54.50	0:28.56	04.20	08.10	14.68	0:58.98	0:59.15	0:57.96	0:08.15 [7]	0:36.71 [2]	1:07.14 [2]	1:35.87 [2]	2:05.11	1:56.94	1:57.05	+21m	10.29m
		Kate Gath	Q1	Q1			205m	822m	814m	815m		104m	414m	408m	405m				
3	1	RUBYS REASON	52.27	0:28.54	03.91	07.26	14.02	1:00.48	0:58.98	0:57.71	0:07.25 [3]	0:37.28 [5]	1:07.73 [5]	1:36.27 [4]	2:05.44	1:58.19	1:57.37	+2m	14.78m
		Lochie Cook	Lead	Q3			201m	806m	806m	813m		104m	403m	402m	404m				
4	2	SMOKEN HEAVEN	54.54	0:28.57	03.82	07.01	13.64	1:00.41	0:58.99	0:58.06	0:06.96 [1]	0:36.95 [3]	1:07.37 [3]	1:35.95 [3]	2:05.44	1:58.47	1:57.37	-1m	14.79m
		John Justice	Lead	Q3			201m	805m	807m	811m		104m	403m	402m	405m				
5	3	WESTERIA	52.38	0:28.75	03.99	07.47	14.23	1:00.34	0:59.21	0:57.80	0:07.42 [4]	0:37.30 [6]	1:07.76 [6]	1:36.51 [7]	2:05.56	1:58.14	1:57.49	+16m	16.56m
		James Herbertson	Q4	Q3			202m	816m	814m	817m		104m	408m	408m	406m				
6	7	STERLING GIGI	52.31	0:28.79	03.98	07.62	14.03	0:59.88	0:59.21	0:58.55	0:07.54 [5]	0:37.01 [4]	1:07.42 [4]	1:36.21 [5]	2:05.98	1:58.43	1:57.87	+18m	21.97m
		Paul Grech	Q1	Q3			205m	818m	814m	817m		104m	410m	408m	406m				
7	5	ARTY MCFLY	52.52	0:28.32	04.11	07.80	14.63	1:00.30	0:58.73	0:58.03	0:07.87 [6]	0:37.76 [7]	1:08.18 [7]	1:36.50 [6]	2:06.22	1:58.33	1:58.10	+12m	25.27m
		Blake Pace	Q3	Q3			202m	817m	813m	811m		104m	409m	408m	405m				

Note: Timing is based on positional data.

[ ] Indicates rank at the end of each section


-:--:- No data available for this section

N/A Information not available

# Melton-Professional-2026-05-15

## Race 2: NEED FOR SPEED NOMS NOW OPEN PACE - 2240m

15 May 2026 - 2:42PM



HARNESS RACING VICTORIA

RANK	TAB	Horse/Driver	Top Speed (Km/h)	Fastest Section	First 50m	First 100m	First 200m	First Half	Middle Half	Last Half	Lead Time	1st Quarter	2nd Quarter	3rd Quarter	4th Quarter	Last Mile	Mile Rate	Distance Travelled	Gross Time/Margin
												0:46.13	1:16.74 (0:30.61)	1:47.25 (0:30.51)	2:17.56 (0:30.31)				
1	5	LENARD ESS	54.25	0:28.14	03.84	07.31	13.72	1:01.05	1:00.50	0:58.12	0:47.01 [6]	1:17.54 [6]	1:48.06 [6]	2:18.05 [4]	2:46.18	1:59.17	1:59.39	+37m	2:46.18
		James Herbertson	Q4	Q4			204m	818m	818m	819m		639m	409m	410m	408m				
2	3	OUR TRUE COLOURS	54.50	0:28.99	03.71	06.91	13.10	1:01.12	1:00.82	0:59.30	0:46.13 [1]	1:16.74 [1]	1:47.25 [1]	2:17.56 [1]	2:46.55	2:00.42	1:59.65	+8m	4.92m
		John Caldwell	Lead	Q4			203m	805m	805m	809m		634m	403m	402m	403m				
3	1	WOODLEA DIEGO NZ	52.31	0:28.72	03.77	07.10	13.52	1:01.02	1:00.79	0:59.02	0:46.56 [3]	1:17.08 [3]	1:47.56 [3]	2:17.87 [3]	2:46.60	2:00.04	1:59.69	+7m	5.58m
		Ewa Justice	Q4	Q4			202m	806m	805m	809m		633m	403m	402m	403m				
4	8	AVEIRO	52.45	0:29.12	03.77	07.09	13.62	1:01.01	1:00.82	0:59.43	0:46.81 [5]	1:17.31 [5]	1:47.82 [5]	2:18.13 [5]	2:47.25	2:00.44	2:00.16	+12m	14.39m
		Lauren White	Lead	Q4			202m	806m	805m	809m		637m	403m	402m	403m				
5	4	TED BEAR	53.17	0:30.02	03.78	07.10	13.41	1:01.05	1:00.54	1:00.30	0:46.72 [4]	1:17.25 [4]	1:47.77 [4]	2:17.80 [2]	2:48.08	2:01.35	2:00.75	+34m	25.41m
		Kate Gath	Lead	Q3			205m	819m	817m	816m		639m	409m	410m	407m				
6	2	CINQUANTA	50.40	0:30.39	03.86	07.37	14.15	1:00.86	1:00.80	1:00.79	0:47.41 [7]	1:17.86 [7]	1:48.28 [7]	2:18.67 [7]	2:49.07	2:01.65	2:01.47	+10m	38.76m
		Josh Duggan	Lead	Q3			203m	806m	806m	809m		635m	403m	402m	403m				
7	6	DONT ASK AGAIN	52.56	0:30.54	03.75	07.06	13.67	1:01.09	1:01.35	1:05.81	0:46.28 [2]	1:16.82 [2]	1:47.37 [2]	2:18.16 [6]	2:53.18	2:06.90	2:04.42	+36m	93.9m
		Glenn Bull	Lead	Q1			207m	818m	815m	814m		644m	409m	409m	406m				

Note: Timing is based on positional data.

[ ] Indicates rank at the end of each section


-:--:- No data available for this section

N/A Information not available

# Melton-Professional-2026-05-15

Race 2: NEED FOR SPEED NOMS NOW OPEN PACE - 2240m

15 May 2026 - 2:42PM



HARNESS RACING VICTORIA

**Did not Finish:** REALLY REALLY (7)

---

Note: Timing is based on positional data.

[ ] Indicates rank at the end of each section

--:-- No data available for this section

N/A Information not available

Data processed by  TRIPLESDATA

# Melton-Professional-2026-05-15

## Race 3: NUTRIEN EQUINE PACE - 1720m

15 May 2026 - 3:52PM



HARNESS RACING VICTORIA

RANK	TAB	Horse/ Driver	Top Speed (Km/h)	Fastest Section	First 50m	First 100m	First 200m	First Half	Middle Half	Last Half	Lead Time 0:06.65	1st Quarter	2nd Quarter	3rd Quarter	4th Quarter	Last Mile	Mile Rate	Distance Travelled	Gross Time/ Margin
												0:37.30 (0:30.65)	1:08.35 (0:31.05)	1:37.32 (0:28.97)	2:07.28 (0:29.97)				
1	1	VERY TEMPTING	54.25	0:29.07	03.64	06.83	13.13	1:01.50	1:00.12	0:58.94	0:06.84 [2]	0:37.30 [1]	1:08.35 [1]	1:37.42 [2]	2:07.28	2:00.44	1:59.09	+6m	2:07.29
		Glenn Bull	Lead	Q3			201m	806m	807m	810m	110m	404m	402m	404m	406m				
2	5	ATOMIC GLORY	53.50	0:28.38	03.76	07.22	14.11	1:02.14	0:59.19	0:57.99	0:07.18 [8]	0:38.51 [7]	1:09.32 [8]	1:37.70 [5]	2:07.32	2:00.13	1:59.12	+25m	0.4m
		Sean O'Sullivan	Q3	Q3			203m	816m	815m	820m	110m	408m	408m	407m	413m				
3	7	DANCEBYTHESEASIDE	56.05	0:28.98	03.67	06.79	13.17	1:01.69	0:59.96	0:58.98	0:06.65 [1]	0:37.36 [2]	1:08.34 [2]	1:37.32 [1]	2:07.32	2:00.67	1:59.12	+22m	0.42m
		James Herbertson	Lead	Q3			205m	819m	813m	815m	110m	410m	408m	405m	410m				
4	2	KIDWITHAGRIN	52.49	0:28.98	03.73	07.04	13.55	1:01.70	0:59.96	0:58.65	0:07.01 [5]	0:37.73 [4]	1:08.71 [4]	1:37.69 [3]	2:07.37	2:00.35	1:59.17	+19m	1.1m
		Josh Duggan	Q1	Q3			202m	816m	813m	814m	110m	407m	408m	405m	410m				
5	8	ETIZ AMODEL	54.32	0:29.07	03.68	06.87	13.46	1:01.48	1:00.11	0:58.94	0:07.10 [7]	0:37.55 [3]	1:08.59 [3]	1:37.66 [4]	2:07.53	2:00.42	1:59.32	+11m	3.29m
		Jodi Quinlan	Lead	Q3			200m	806m	806m	810m	115m	404m	402m	404m	406m				
6	6	RIVER PATROL NZ	53.64	0:28.71	03.70	06.93	13.52	1:02.42	0:59.35	0:58.98	0:06.81 [4]	0:38.60 [8]	1:09.24 [7]	1:37.95 [6]	2:08.22	2:01.40	1:59.97	+17m	12.53m
		Michael Bellman	Lead	Q3			207m	817m	808m	811m	110m	413m	404m	404m	407m				
7	4	STELLAR QUEEN	53.71	0:28.47	03.68	06.91	13.50	1:02.81	0:59.28	0:58.71	0:06.78 [3]	0:38.79 [9]	1:09.60 [9]	1:38.06 [8]	2:08.30	2:01.52	2:00.05	+32m	13.65m
		Lauren White	Lead	Q3			205m	823m	815m	820m	110m	415m	408m	407m	413m				

Note: Timing is based on positional data.

[ ] Indicates rank at the end of each section

--:-- No data available for this section

N/A Information not available



# Melton-Professional-2026-05-15

## Race 3: NUTRIEN EQUINE PACE - 1720m

15 May 2026 - 3:52PM



HARNESS RACING VICTORIA

RANK	TAB	Horse/ Driver	Top Speed (Km/h)	Fastest Section	First 50m	First 100m	First 200m	First Half	Middle Half	Last Half	Lead Time	1st Quarter	2nd Quarter	3rd Quarter	4th Quarter	Last Mile	Mile Rate	Distance Travelled	Gross Time/ Margin
												0:06.65	0:37.30 (0:30.65)	1:08.35 (0:31.05)	1:37.32 (0:28.97)				
8	3	TOPZAVSKI	52.38	0:29.05	03.72	07.05	13.83	1:02.06	0:59.89	0:59.49	0:07.01 [6]	0:38.23 [6]	1:09.08 [6]	1:38.13 [7]	2:08.56	2:01.55	2:00.29	+17m	17.15m
		Steven Matson	Lead	Q3			203m	815m	812m	813m	110m	408m	408m	404m	409m				
9	9	ANOTHERORDER	53.06	0:30.07	03.68	06.98	13.82	1:01.72	1:01.15	1:03.47	0:07.27 [9]	0:37.90 [5]	1:08.97 [5]	1:39.04 [9]	2:12.44	2:05.19	2:03.92	+12m	69.12m
		Corey Bell	Lead	Q3			201m	807m	809m	812m	114m	404m	403m	406m	406m				

Note: Timing is based on positional data.

[ ] Indicates rank at the end of each section


--:--:-- No data available for this section

N/A Information not available

# Melton-Professional-2026-05-15

## Race 4: HYLAND RACING COLOURS PACE - 1720m

15 May 2026 - 4:33PM



HARNESS RACING VICTORIA

RANK	TAB	Horse/ Driver	Top Speed (Km/h)	Fastest Section	First 50m	First 100m	First 200m	First Half	Middle Half	Last Half	Lead Time	1st Quarter	2nd Quarter	3rd Quarter	4th Quarter	Last Mile	Mile Rate	Distance Travelled	Gross Time/ Margin
												0:35.51 (0:28.80)	1:06.91 (0:31.40)	1:36.40 (0:29.49)	2:05.78 (0:29.38)				
1	7	TALISKER SKIPPER	53.93	0:28.80	03.91	07.50	14.81	1:00.34	0:59.55	0:57.91	0:07.52 [8]	0:37.43 [9]	1:07.87 [9]	1:36.98 [7]	2:05.78	1:58.25	1:57.69	+30m	2:05.78
		David Miles	Q4	Q4			207m	823m	821m	824m		104m	411m	412m	409m				
2	9	SHIRALEE	54.22	0:29.02	03.75	07.02	13.31	1:00.07	1:00.37	0:58.88	0:07.24 [6]	0:36.26 [5]	1:07.31 [5]	1:36.63 [3]	2:06.20	1:58.95	1:58.07	+19m	5.74m
		Leilani Justice	Q1	Q1			201m	818m	812m	814m		107m	411m	408m	405m				
3	2	FREAK OUT	54.14	0:29.07	03.72	06.93	13.03	1:00.42	1:00.86	0:59.05	0:06.81 [3]	0:35.88 [4]	1:07.23 [4]	1:36.74 [5]	2:06.28	1:59.47	1:58.16	+16m	6.84m
		Michael Bellman	Q1	Q1			203m	817m	813m	814m		104m	409m	408m	405m				
4	8	MIKI MARK	54.07	0:28.66	03.75	07.00	13.53	1:00.00	1:00.81	0:59.19	0:07.18 [5]	0:35.84 [3]	1:07.18 [3]	1:36.65 [3]	2:06.37	1:59.19	1:58.23	+1m	8.07m
		Josh Duggan	Q1	Q1			201m	805m	805m	809m		107m	403m	402m	402m				
5	1	PICKLE IT	54.43	0:28.71	03.67	06.86	12.84	1:00.10	1:00.88	0:59.52	0:06.81 [3]	0:35.51 [1]	1:06.91 [1]	1:36.40 [1]	2:06.43	1:59.62	1:58.30	-4m	8.76m
		Taylor Ford	Q1	Q1			201m	805m	805m	809m		104m	403m	402m	403m				
6	5	MIDNITE DESIRE	55.44	0:28.89	03.63	06.76	12.77	1:00.31	1:00.91	0:59.63	0:06.71 [1]	0:35.60 [2]	1:07.01 [2]	1:36.51 [2]	2:06.65	1:59.94	1:58.50	+14m	11.72m
		James Herbertson	Q1	Q1			205m	819m	813m	813m		105m	411m	408m	405m				
7	10	NORTHERN TERROR	52.16	0:29.05	03.89	07.25	14.11	1:00.02	1:00.34	0:59.01	0:07.62 [9]	0:36.67 [6]	1:07.64 [7]	1:37.02 [5]	2:06.66	1:59.03	1:58.51	+28m	11.83m
		Corey Bell	Lead	Q1			203m	821m	819m	819m		108m	409m	412m	407m				

Note: Timing is based on positional data.

[ ] Indicates rank at the end of each section

-:--:- No data available for this section

N/A Information not available



# Melton-Professional-2026-05-15

## Race 4: HYLAND RACING COLOURS PACE - 1720m

15 May 2026 - 4:33PM



HARNESS RACING VICTORIA


RANK	TAB	Horse/ Driver	Top Speed (Km/h)	Fastest Section	First 50m	First 100m	First 200m	First Half	Middle Half	Last Half	Lead Time	1st Quarter	2nd Quarter	3rd Quarter	4th Quarter	Last Mile	Mile Rate	Distance Travelled	Gross Time/ Margin
												0:35.51 (0:28.80)	1:06.91 (0:31.40)	1:36.40 (0:29.49)	2:05.78 (0:29.38)				
8	4	<b>FAKE COLLECTION</b>	<b>54.50</b>	<b>0:29.47</b>	<b>03.68</b>	<b>06.86</b>	<b>13.04</b>	1:00.77	1:00.60	0:59.17	0:06.85 [4]	<b>0:36.49 [6]</b>	<b>1:07.62 [7]</b>	<b>1:37.09 [9]</b>	<b>2:06.79</b>	1:59.94	1:58.63	<b>+8m</b>	<b>13.81m</b>
		Glenn Bull	Lead	Q3			205m	814m	808m	810m	104m	410m	404m	404m	405m				
9	6	<b>EASY ROLLING</b>	<b>52.88</b>	<b>0:29.48</b>	<b>03.94</b>	<b>07.46</b>	<b>14.60</b>	1:00.11	1:00.07	0:59.32	0:07.49 [7]	<b>0:37.01 [8]</b>	<b>1:07.59 [6]</b>	<b>1:37.07 [8]</b>	<b>2:06.92</b>	1:59.43	1:58.75	<b>+15m</b>	<b>15.3m</b>
		Jodi Quinlan	Q1	Q3			205m	819m	813m	813m	104m	411m	408m	404m	408m				
10	3	<b>DULCIE MAUREEN</b>	<b>52.31</b>	<b>0:29.45</b>	<b>03.89</b>	<b>07.39</b>	<b>14.62</b>	1:00.38	1:00.40	0:59.55	0:07.42 [6]	<b>0:36.88 [7]</b>	<b>1:07.80 [8]</b>	<b>1:37.27 [9]</b>	<b>2:07.36</b>	1:59.93	1:59.16	<b>0m</b>	<b>21.22m</b>
		Hannah Parish	Q2	Q1			203m	806m	806m	810m	104m	404m	402m	404m	406m				

Note: Timing is based on positional data.

[ ] Indicates rank at the end of each section

--:--:-- No data available for this section

N/A Information not available



HARNESS RACING VICTORIA

# Melton-Professional-2026-05-15

## Race 5: NEVELE R STUD 3YO MAIDEN - 1720m

15 May 2026 - 5:05PM



RANK	TAB	Horse/ Driver	Top Speed (Km/h)	Fastest Section	First 50m	First 100m	First 200m	First Half	Middle Half	Last Half	Lead Time 0:06.70	1st Quarter	2nd Quarter	3rd Quarter	4th Quarter	Last Mile	Mile Rate	Distance Travelled	Gross Time/ Margin
												0:36.59 (0:29.89)	1:07.78 (0:31.19)	1:36.41 (0:28.63)	2:05.16 (0:28.75)				
1	1	ARZALI ROCKSTAR	54.50	0:28.54	03.78	06.98	13.78	1:01.20	0:59.80	0:57.14	0:06.83 [3]	0:36.82 [3]	1:08.02 [3]	1:36.61 [3]	2:05.16	1:58.34	1:57.11	+5m	2:05.16
		Ryan Sanderson	Lead	Q4			202m	805m	805m	810m	111m	402m	402m	403m	407m				
2	8	JANSEN	53.71	0:28.48	03.82	07.07	13.78	1:01.15	0:59.78	0:57.04	0:07.32 [6]	0:37.25 [5]	1:08.47 [6]	1:37.04 [7]	2:05.52	1:58.19	1:57.44	+10m	4.75m
		Sean O'Sullivan	Lead	Q4			201m	805m	805m	809m	116m	403m	402m	403m	406m				
3	3	SWAYWITHSIERRA	55.62	0:28.63	03.68	06.81	13.42	1:01.06	0:59.82	0:57.96	0:06.72 [2]	0:36.59 [1]	1:07.78 [1]	1:36.41 [1]	2:05.74	1:59.02	1:57.65	+7m	7.71m
		Kerryn Manning	Lead	Q3			202m	806m	806m	810m	111m	404m	402m	404m	406m				
4	5	SWEETHEART DIOR	56.12	0:28.68	03.69	06.78	13.59	1:01.54	0:59.92	0:57.90	0:06.70 [1]	0:37.00 [4]	1:08.24 [4]	1:36.91 [5]	2:06.14	1:59.44	1:58.02	+23m	13.13m
		Lochie Cook	Lead	Q3			205m	819m	813m	814m	111m	411m	408m	405m	409m				
5	7	BEAU BECA	52.88	0:28.70	03.79	07.07	13.98	1:00.92	0:59.94	0:58.30	0:07.07 [5]	0:36.75 [2]	1:07.99 [2]	1:36.69 [2]	2:06.30	1:59.22	1:58.18	+25m	15.31m
		Blake Pace	Lead	Q3			206m	821m	813m	813m	111m	414m	408m	405m	408m				
6	2	SEW HOPEFULL	53.75	0:28.64	03.78	07.01	14.01	1:01.62	0:59.88	0:57.78	0:06.93 [4]	0:37.31 [6]	1:08.54 [7]	1:37.18 [8]	2:06.32	1:59.40	1:58.19	+20m	15.48m
		Leilani Justice	Lead	Q3			203m	817m	813m	812m	111m	409m	408m	405m	407m				
7	4	SHES NANCY	53.21	0:28.28	03.89	07.39	14.64	1:01.18	0:58.93	0:57.90	0:07.48 [8]	0:38.01 [8]	1:08.65 [8]	1:36.94 [6]	2:06.56	1:59.08	1:58.43	+34m	18.9m
		James Herbertson	Q3	Q3			204m	819m	818m	822m	113m	409m	410m	409m	414m				

Note: Timing is based on positional data.

[ ] Indicates rank at the end of each section

--:-- No data available for this section

N/A Information not available



HARNESS RACING VICTORIA

# Melton-Professional-2026-05-15

## Race 5: NEVELE R STUD 3YO MAIDEN - 1720m

15 May 2026 - 5:05PM



RANK	TAB	Horse/ Driver	Top Speed (Km/h)	Fastest Section	First 50m	First 100m	First 200m	First Half	Middle Half	Last Half	Lead Time	1st Quarter	2nd Quarter	3rd Quarter	4th Quarter	Last Mile	Mile Rate	Distance Travelled	Gross Time/ Margin
												0:36.59 (0:29.89)	1:07.78 (0:31.19)	1:36.41 (0:28.63)	2:05.16 (0:28.75)				
8	10	<b>BIG CAT ORO</b>	<b>53.53</b>	<b>0:28.28</b>	<b>03.82</b>	<b>07.08</b>	<b>14.01</b>	1:01.07	0:58.99	0:58.21	0:07.41 [7]	<b>0:37.76 [7]</b>	<b>1:08.47 [5]</b>	<b>1:36.75 [4]</b>	<b>2:06.69</b>	1:59.28	1:58.54	<b>+35m</b>	<b>20.5m</b>
		Josh Duggan	Q1	Q3			203m	820m	819m	820m	116m	410m	410m	409m	411m				
9	6	<b>COGNAC COWBOY</b>	<b>53.32</b>	<b>0:28.44</b>	<b>03.81</b>	<b>07.60</b>	<b>15.28</b>	1:01.28	0:58.65	0:57.95	0:07.66 [9]	<b>0:38.73 [9]</b>	<b>1:08.95 [9]</b>	<b>1:37.39 [9]</b>	<b>2:06.91</b>	1:59.23	1:58.74	<b>+29m</b>	<b>23.39m</b>
		John Caldwell	Q3	Q3			205m	816m	814m	822m	111m	410m	406m	408m	414m				

Scratched: DIAMOND LOU (9)

Note: Timing is based on positional data.

[ ] Indicates rank at the end of each section


-:--:- No data available for this section

N/A Information not available

# Melton-Professional-2026-05-15

## Race 6: AUSTRALIAN PACING GOLD PACE - 2240m

15 May 2026 - 5:30PM



HARNESS RACING VICTORIA

RANK	TAB	Horse/ Driver	Top Speed (Km/h)	Fastest Section	First 50m	First 100m	First 200m	First Half	Middle Half	Last Half	Lead Time 0:43.82	1st Quarter	2nd Quarter	3rd Quarter	4th Quarter	Last Mile	Mile Rate	Distance Travelled	Gross Time/ Margin
												1:13.49 (0:29.67)	1:43.99 (0:30.50)	2:12.05 (0:28.06)	2:41.12 (0:29.07)				
1	10	ZENARIO	54.72	0:27.55	03.86	07.19	13.89	1:00.11	0:58.21	0:56.06	0:44.95 [7]	1:14.40 [7]	1:45.06 [8]	2:12.60 [5]	2:41.12	1:56.17	1:55.75	+37m	2:41.12
		James Herbertson	Q3	Q3			204m	816m	816m	820m		642m	407m	408m	407m				
2	9	FRUGAL FARE	55.73	0:27.55	03.70	06.97	13.24	1:00.15	0:58.19	0:56.34	0:44.62 [6]	1:14.13 [6]	1:44.77 [6]	2:12.32 [3]	2:41.12	1:56.49	1:55.76	+33m	0.05m
		Ryan Sanderson	Lead	Q3			204m	815m	815m	818m		640m	407m	408m	407m				
3	4	DONMARO NZ	57.67	0:28.06	03.57	06.63	12.61	1:00.16	0:58.55	0:57.39	0:43.82 [1]	1:13.49 [1]	1:43.99 [1]	2:12.05 [1]	2:41.38	1:57.55	1:55.94	+11m	3.51m
		Kate Gath	Lead	Q3			204m	807m	808m	811m		634m	404m	403m	405m				
4	6	HITTHEROADJACK NZ	57.67	0:27.87	03.56	06.60	12.77	1:00.15	0:58.51	0:57.11	0:44.32 [4]	1:13.83 [4]	1:44.47 [4]	2:12.34 [4]	2:41.59	1:57.26	1:56.09	+26m	6.32m
		Chris Alford	Lead	Q3			205m	814m	813m	815m		638m	407m	407m	406m				
5	2	GIVE DAVE A WAVE	55.69	0:28.05	03.62	06.75	12.97	1:00.16	0:58.55	0:57.39	0:44.05 [3]	1:13.70 [3]	1:44.20 [3]	2:12.25 [2]	2:41.60	1:57.55	1:56.10	+10m	6.5m
		Michael Bellman	Lead	Q3			203m	807m	807m	812m		633m	404m	403m	405m				
6	8	ODIN	54.07	0:27.65	03.82	07.23	14.28	1:00.11	0:58.31	0:56.25	0:45.30 [8]	1:14.75 [8]	1:45.41 [9]	2:13.06 [6]	2:41.67	1:56.36	1:56.15	+29m	7.42m
		Lochie Cook	Q3	Q3			204m	816m	814m	812m		641m	407m	408m	406m				
7	5	SERGEANT LOU	53.35	0:28.42	03.77	07.20	14.31	0:59.28	0:58.92	0:57.24	0:45.62 [9]	1:14.79 [9]	1:44.90 [7]	2:13.72 [8]	2:42.14	1:56.52	1:56.49	+15m	13.71m
		Ewa Justice	Q4	Q4			207m	808m	807m	808m		639m	405m	403m	403m				

Note: Timing is based on positional data.

[ ] Indicates rank at the end of each section

--:--:-- No data available for this section

N/A Information not available

# Melton-Professional-2026-05-15

## Race 6: AUSTRALIAN PACING GOLD PACE - 2240m

15 May 2026 - 5:30PM



HARNESS RACING VICTORIA

RANK	TAB	Horse/ Driver	Top Speed (Km/h)	Fastest Section	First 50m	First 100m	First 200m	First Half	Middle Half	Last Half	Lead Time	1st Quarter	2nd Quarter	3rd Quarter	4th Quarter	Last Mile	Mile Rate	Distance Travelled	Gross Time/ Margin
												0:43.82	1:13.49 (0:29.67)	1:43.99 (0:30.50)	2:12.05 (0:28.06)				
8	1	MAGIC MIKE NZ	53.10	0:28.94	03.74	07.05	13.53	1:00.17	0:59.48	1:00.48	0:44.39 [5]	1:14.03 [5]	1:44.56 [5]	2:13.49 [7]	2:45.04	2:00.65	1:58.57	+9m	52.54m
		Leilani Justice	Lead	Q3			204m	806m	808m	811m	633m	404m	402m	405m	406m				
9	7	TOMAHAWK BART	58.03	0:29.67	03.55	06.56	12.80	1:00.34	1:00.97	1:03.74	0:43.85 [2]	1:13.52 [2]	1:44.20 [2]	2:14.50 [9]	2:47.94	2:04.08	2:00.65	+27m	91.44m
		Jack Barton	Lead	Q1			208m	814m	812m	813m	641m	407m	407m	405m	408m				

Scratched: BIG BOY MAL (3)

Note: Timing is based on positional data.

[ ] Indicates rank at the end of each section

--:--:-- No data available for this section

N/A Information not available

# Melton-Professional-2026-05-15

## Race 7: LOGICAL STAFFING SOLUTIONS PACE - 1720m

15 May 2026 - 6:00PM



HARNESS RACING VICTORIA

RANK	TAB	Horse/ Driver	Top Speed (Km/h)	Fastest Section	First 50m	First 100m	First 200m	First Half	Middle Half	Last Half	Lead Time	1st Quarter	2nd Quarter	3rd Quarter	4th Quarter	Last Mile	Mile Rate	Distance Travelled	Gross Time/ Margin
												0:35.74 (0:29.26)	1:06.74 (0:31.00)	1:36.39 (0:29.65)	2:06.13 (0:29.74)				
1	11	ALLGOOD VINNIE	53.35	0:29.12	03.68	06.95	14.00	1:00.52	1:00.28	0:58.28	0:07.32 [9]	0:36.67 [7]	1:07.83 [8]	1:36.95 [6]	2:06.13	1:58.81	1:58.02	+34m	2:06.13
		Ewa Justice	Q4	Q3			204m	817m	815m	821m	115m	409m	408m	407m	414m				
2	3	THE MOUNTAIN	53.93	0:29.01	03.65	06.85	13.33	1:00.72	1:00.28	0:58.87	0:06.77 [5]	0:36.22 [4]	1:07.49 [6]	1:36.50 [2]	2:06.37	1:59.59	1:58.24	+25m	3.17m
		Adrian Pace	Lead	Q3			202m	816m	813m	819m	110m	408m	408m	405m	414m				
3	2	ALCATRAZ GIRL	56.16	0:29.26	03.50	06.60	12.94	1:00.26	1:00.65	0:59.95	0:06.48 [1]	0:35.74 [1]	1:06.74 [1]	1:36.39 [1]	2:06.69	2:00.21	1:58.54	+6m	7.51m
		Glenn Bull	Lead	Q1			202m	806m	808m	811m	110m	403m	403m	406m	406m				
4	4	HOME AND DRY NZ	54.04	0:29.16	03.64	06.85	13.32	1:00.41	1:00.95	0:59.53	0:06.77 [4]	0:35.93 [2]	1:07.18 [4]	1:36.88 [5]	2:06.71	1:59.94	1:58.55	+23m	7.68m
		James Herbertson	Q1	Q1			204m	820m	812m	814m	110m	412m	408m	405m	409m				
5	1	ELLEEGANT LANE	54.47	0:29.33	03.62	06.80	13.24	1:00.37	1:00.66	0:59.80	0:06.72 [3]	0:36.05 [3]	1:07.09 [3]	1:36.71 [4]	2:06.90	2:00.17	1:58.73	+6m	10.23m
		Chris Alford	Lead	Q1			202m	806m	807m	810m	111m	403m	402m	405m	405m				
6	7	MUFASA BART	54.58	0:29.67	03.63	06.80	13.56	1:00.16	0:59.95	1:00.03	0:06.72 [2]	0:36.59 [6]	1:06.88 [2]	1:36.56 [3]	2:06.92	2:00.19	1:58.75	+26m	10.47m
		Jack Barton	Lead	Q3			206m	823m	813m	814m	110m	414m	409m	404m	409m				
7	9	POLLY PEACHUM	54.07	0:29.30	03.61	06.82	13.49	1:00.36	1:00.65	0:59.59	0:07.07 [7]	0:36.37 [5]	1:07.43 [5]	1:37.02 [7]	2:07.03	1:59.95	1:58.85	+12m	12.0m
		Liam Older	Lead	Q1			202m	806m	808m	812m	114m	404m	402m	405m	407m				

Note: Timing is based on positional data.

[ ] Indicates rank at the end of each section

-:--:- No data available for this section

N/A Information not available

# Melton-Professional-2026-05-15

## Race 7: LOGICAL STAFFING SOLUTIONS PACE - 1720m

15 May 2026 - 6:00PM



HARNESS RACING VICTORIA

RANK	TAB	Horse/ Driver	Top Speed (Km/h)	Fastest Section	First 50m	First 100m	First 200m	First Half	Middle Half	Last Half	Lead Time	1st Quarter	2nd Quarter	3rd Quarter	4th Quarter	Last Mile	Mile Rate	Distance Travelled	Gross Time/ Margin
												0:35.74 (0:29.26)	1:06.74 (0:31.00)	1:36.39 (0:29.65)	2:06.13 (0:29.74)				
8	10	<b>BONA KHAN</b>	<b>52.99</b>	<b>0:29.46</b>	<b>03.67</b>	<b>06.95</b>	<b>13.79</b>	1:00.56	1:00.59	0:59.34	0:07.24 [8]	<b>0:36.70 [8]</b>	<b>1:07.80 [7]</b>	<b>1:37.28 [9]</b>	<b>2:07.14</b>	1:59.90	1:58.96	<b>+19m</b>	<b>13.48m</b>
		Taylor Ford	Lead	Q1			202m	811m	809m	814m	114m	407m	404m	405m	409m				
9	8	<b>MAMMALS REASON</b>	<b>50.90</b>	<b>0:29.50</b>	<b>03.81</b>	<b>07.21</b>	<b>14.39</b>	1:00.31	0:59.98	0:59.25	0:07.78 [10]	<b>0:37.61 [10]</b>	<b>1:08.09 [9]</b>	<b>1:37.60 [10]</b>	<b>2:07.35</b>	1:59.56	1:59.15	<b>+12m</b>	<b>16.31m</b>
		Corey Bell	Lead	Q3			202m	805m	806m	810m	118m	402m	402m	404m	406m				
10	6	<b>MISTER EVOLUTION</b>	<b>53.32</b>	<b>0:29.15</b>	<b>03.72</b>	<b>06.98</b>	<b>13.90</b>	1:01.10	1:00.24	1:00.81	0:06.95 [6]	<b>0:36.96 [9]</b>	<b>1:08.05 [10]</b>	<b>1:37.20 [8]</b>	<b>2:08.87</b>	2:01.91	2:00.58	<b>+32m</b>	<b>36.72m</b>
		Riley Mitchell	Lead	Q3			206m	823m	815m	819m	110m	415m	408m	407m	412m				

Scratched: OUTA THE BLUE (5)

Note: Timing is based on positional data.

[ ] Indicates rank at the end of each section

--:--:-- No data available for this section

N/A Information not available

# Melton-Professional-2026-05-15

## Race 8: VHRC PACE - 1720m

15 May 2026 - 6:39PM



HARNESS RACING VICTORIA

RANK	TAB	Horse/ Driver	Top Speed (Km/h)	Fastest Section	First 50m	First 100m	First 200m	First Half	Middle Half	Last Half	Lead Time 0:06.68	1st Quarter	2nd Quarter	3rd Quarter	4th Quarter	Last Mile	Mile Rate	Distance Travelled	Gross Time/ Margin
												0:37.67 (0:30.99)	1:08.97 (0:31.30)	1:37.73 (0:28.76)	2:06.48 (0:28.75)				
1	3	GOODTIME CAPTAIN	55.37	0:28.73	03.69	06.82	13.05	1:02.28	1:00.06	0:57.49	0:06.68 [1]	0:37.67 [1]	1:08.97 [1]	1:37.73 [1]	2:06.46	1:59.78	1:58.32	-3m	2:06.46
		Josh Duggan	Lead	Q4			202m	805m	805m	810m		104m	403m	402m	403m				
2	1	SKIPPYS DELIGHT NZ	52.74	0:28.44	03.79	07.07	13.36	1:02.30	1:00.01	0:57.19	0:06.97 [4]	0:38.02 [3]	1:09.28 [3]	1:38.03 [3]	2:06.48	1:59.49	1:58.34	-3m	0.32m
		Ryan Sanderson	Lead	Q4			201m	805m	805m	810m		104m	403m	402m	403m				
3	5	BREATHE EASY	53.57	0:28.55	03.74	06.97	13.31	1:02.20	1:00.20	0:57.38	0:07.01 [3]	0:37.84 [2]	1:09.20 [2]	1:38.03 [2]	2:06.59	1:59.57	1:58.45	+19m	1.77m
		Kerryn Manning	Lead	Q4			205m	821m	815m	816m		104m	412m	408m	407m				
4	8	SHAZZA LOVE	55.04	0:27.98	04.01	07.52	14.52	1:01.96	0:59.54	0:56.80	0:07.85 [10]	0:39.08 [8]	1:09.80 [8]	1:38.62 [7]	2:06.60	1:58.76	1:58.45	+34m	1.88m
		Chris Alford	Q4	Q4			203m	820m	821m	826m		107m	410m	411m	410m				
5	4	PRICILLA	53.53	0:28.40	03.75	06.99	13.31	1:02.47	1:00.22	0:57.31	0:06.90 [2]	0:38.06 [4]	1:09.37 [4]	1:38.28 [4]	2:06.69	1:59.78	1:58.53	+17m	3.02m
		Ross Payne	Lead	Q4			203m	818m	815m	818m		104m	410m	408m	407m				
6	2	CALYPSO MISTRESS	52.85	0:28.36	03.84	07.20	13.68	1:02.45	0:59.96	0:57.10	0:07.16 [5]	0:38.39 [5]	1:09.62 [6]	1:38.35 [6]	2:06.72	1:59.55	1:58.56	-3m	3.46m
		Jackie Barker	Q4	Q4			202m	810m	807m	805m		104m	405m	405m	403m				
7	10	HAPPENSTBABEACHBOY	53.89	0:28.17	03.92	07.35	14.53	1:02.30	0:59.13	0:56.91	0:07.56 [8]	0:39.47 [10]	1:09.85 [9]	1:38.57 [8]	2:06.76	1:59.21	1:58.61	+15m	4.08m
		James Herbertson	Q4	Q4			204m	818m	807m	810m		106m	414m	404m	403m				

Note: Timing is based on positional data.

[ ] Indicates rank at the end of each section

--:-- No data available for this section

N/A Information not available

# Melton-Professional-2026-05-15

## Race 8: VHRC PACE - 1720m

15 May 2026 - 6:39PM



HARNESS RACING VICTORIA

RANK	TAB	Horse/Driver	Top Speed (Km/h)	Fastest Section	First 50m	First 100m	First 200m	First Half	Middle Half	Last Half	Lead Time	1st Quarter	2nd Quarter	3rd Quarter	4th Quarter	Last Mile	Mile Rate	Distance Travelled	Gross Time/Margin
8	7	<b>FROSTY DROP</b>	<b>53.06</b>	<b>0:28.56</b>	<b>03.85</b>	<b>07.28</b>	<b>13.88</b>	1:02.45	1:00.25	0:57.51	0:07.23 [6]	<b>0:38.37 [6]</b>	<b>1:09.67 [7]</b>	<b>1:38.62 [9]</b>	<b>2:07.19</b>	1:59.96	1:59.00	<b>+17m</b>	<b>9.78m</b>
		Kate Gath	Q4	Q4			204m	819m	814m	816m	104m	411m	408m	406m	410m				
9	9	<b>BRIGHTLY BLAZE</b>	<b>52.81</b>	<b>0:28.50</b>	<b>03.88</b>	<b>07.24</b>	<b>14.27</b>	1:02.55	1:00.31	0:57.53	0:07.55 [7]	<b>0:38.82 [7]</b>	<b>1:10.11 [10]</b>	<b>1:39.14 [10]</b>	<b>2:07.65</b>	2:00.08	1:59.43	<b>+18m</b>	<b>15.92m</b>
		John Caldwell	Q4	Q4			202m	816m	816m	815m	106m	408m	408m	408m	407m				
10	11	<b>CAPTAINS RUSH</b>	<b>52.52</b>	<b>0:28.82</b>	<b>03.95</b>	<b>07.46</b>	<b>14.89</b>	1:01.72	0:58.92	0:58.39	0:07.78 [9]	<b>0:39.40 [9]</b>	<b>1:09.50 [5]</b>	<b>1:38.32 [5]</b>	<b>2:07.90</b>	2:00.11	1:59.66	<b>+32m</b>	<b>19.26m</b>
		David Miles	Q3	Q3			205m	822m	821m	823m	107m	411m	412m	409m	413m				

Scratched: BOULEVARD BART (6)

Note: Timing is based on positional data.

[ ] Indicates rank at the end of each section

--:-- No data available for this section

N/A Information not available