

Melton-Professional-2026-06-12

Race 1: NEVELE R STUD PACE - 2240m

12 June 2026 - 5:38PM



HARNESS RACING VICTORIA

RANK	TAB	Horse/ Driver	Top Speed (Km/h)	Fastest Section	First 50m	First 100m	First 200m	First Half	Middle Half	Last Half	Lead Time	1st Quarter	2nd Quarter	3rd Quarter	4th Quarter	Last Mile	Mile Rate	Distance Travelled	Gross Time/ Margin
												0:45.68	1:17.05 (0:31.37)	1:48.02 (0:30.97)	2:15.31 (0:27.28)				
1	3	SECRET SERVICE AG	55.44	0:27.28	03.56	06.71	13.47	1:02.33	0:58.24	0:55.70	0:45.68 [1]	1:17.05 [1]	1:48.02 [1]	2:15.31 [1]	2:43.74	1:58.03	1:57.63	+12m	2:43.74
		Jordan Leedham	Lead	Q3			204m	809m	810m	811m	632m	405m	405m	405m	406m				
2	2	TALKBABYTALK	54.47	0:27.42	03.80	07.06	13.90	1:02.28	0:58.33	0:56.32	0:45.69 [2]	1:17.08 [2]	1:47.98 [2]	2:15.40 [2]	2:44.30	1:58.61	1:58.04	+26m	7.54m
		Taylor Youl	Q3	Q3			204m	816m	812m	813m	637m	408m	408m	404m	409m				
3	1	TALISKER SKIPPER	54.04	0:27.47	03.69	06.95	13.77	1:02.30	0:58.42	0:56.02	0:46.01 [3]	1:17.36 [3]	1:48.31 [3]	2:15.78 [4]	2:44.34	1:58.32	1:58.07	+11m	8.11m
		David Miles	Q3	Q3			204m	809m	810m	811m	631m	404m	405m	405m	405m				
4	7	ASMILEANDAWINX	55.51	0:26.87	03.77	07.32	14.92	1:02.24	0:57.75	0:55.75	0:46.63 [7]	1:17.99 [8]	1:48.86 [8]	2:15.74 [5]	2:44.63	1:57.99	1:58.28	+28m	12.04m
		Ewa Justice	Q3	Q3			209m	818m	812m	812m	638m	409m	408m	404m	408m				
5	8	SPRINGFIELD RIVER	54.00	0:27.47	03.95	07.25	13.88	1:02.24	0:58.39	0:56.11	0:46.28 [5]	1:17.61 [5]	1:48.53 [5]	2:15.99 [7]	2:44.64	1:58.35	1:58.29	+15m	12.18m
		Kyle Marshall	Q3	Q3			204m	810m	811m	810m	636m	405m	405m	406m	404m				
6	5	SKIPPYS DELIGHT NZ	54.90	0:27.37	03.82	07.36	14.87	1:02.18	0:58.27	0:56.15	0:46.67 [8]	1:17.95 [7]	1:48.84 [7]	2:16.21 [8]	2:44.99	1:58.33	1:58.53	+14m	16.82m
		Josh Duggan	Q3	Q3			203m	809m	808m	812m	632m	405m	405m	404m	409m				
7	4	IM DUSTEE	54.54	0:27.14	03.78	07.22	14.72	1:02.10	0:57.93	0:56.15	0:46.98 [9]	1:18.28 [10]	1:49.08 [9]	2:16.22 [9]	2:45.24	1:58.25	1:58.71	+42m	20.14m
		James Herbertson	Q3	Q3			210m	818m	816m	820m	644m	409m	409m	407m	413m				

Note: Timing is based on positional data.

[] Indicates rank at the end of each section

-:--:- No data available for this section

N/A Information not available



Melton-Professional-2026-06-12

Race 1: NEVELE R STUD PACE - 2240m

12 June 2026 - 5:38PM



HARNESS RACING VICTORIA

RANK	TAB	Horse/ Driver	Top Speed (Km/h)	Fastest Section	First 50m	First 100m	First 200m	First Half	Middle Half	Last Half	Lead Time	1st Quarter	2nd Quarter	3rd Quarter	4th Quarter	Last Mile	Mile Rate	Distance Travelled	Gross Time/ Margin
												0:45.68	1:17.05 (0:31.37)	1:48.02 (0:30.97)	2:15.31 (0:27.28)				
8	9	JILLIBY KYMY LOU	54.54	0:27.41	03.78	07.05	13.90	1:02.26	0:58.33	0:57.13	0:46.07 [4]	1:17.41 [4]	1:48.33 [4]	2:15.74 [3]	2:45.47	1:59.39	1:58.88	+33m	23.24m
		Jason Lee	Q3	Q3			205m	817m	814m	817m	639m	409m	408m	406m	411m				
9	10	RAKAROMPA NZ	54.47	0:27.36	03.94	07.24	14.05	1:02.23	0:58.25	0:57.06	0:46.28 [6]	1:17.62 [6]	1:48.51 [6]	2:15.87 [6]	2:45.56	1:59.28	1:58.95	+39m	24.66m
		Blake Pace	Q3	Q3			205m	818m	815m	820m	642m	409m	408m	406m	413m				
10	6	ALWAYS A SHOWGIRL	52.85	0:27.94	03.86	07.42	15.13	1:02.14	0:58.86	0:57.68	0:46.98 [10]	1:18.20 [9]	1:49.12 [10]	2:17.06 [10]	2:46.81	1:59.82	1:59.84	+14m	41.24m
		Kate Gath	Q3	Q3			206m	809m	808m	811m	635m	405m	404m	404m	407m				

Note: Timing is based on positional data.

[] Indicates rank at the end of each section

--:--:-- No data available for this section

N/A Information not available



HARNESS RACING VICTORIA

Melton-Professional-2026-06-12

Race 2: NUTRIEN EQUINE 3YO TROT - 2240m

12 June 2026 - 6:04PM




RANK	TAB	Horse/ Driver	Top Speed (Km/h)	Fastest Section	First 50m	First 100m	First 200m	First Half	Middle Half	Last Half	Lead Time 0:46.71	1st Quarter	2nd Quarter	3rd Quarter	4th Quarter	Last Mile	Mile Rate	Distance Travelled	Gross Time/ Margin
												1:19.67 (0:32.96)	1:50.59 (0:30.92)	2:20.48 (0:29.89)	2:50.72 (0:30.24)				
1	6	BROTHER MOUNTAIN	52.31	0:29.88	03.94	07.30	13.71	1:03.89	1:00.80	1:00.01	0:46.71 [1]	1:19.67 [1]	1:50.59 [1]	2:20.48 [1]	2:50.62	2:03.90	2:02.58	+13m	2:50.62
		John Caldwell	Lead	Q3			206m	809m	809m	811m		634m	405m	404m	404m				
2	1	MISTER DEVEREAUX	51.80	0:29.42	03.89	07.28	13.68	1:03.83	1:00.83	0:59.40	0:47.48 [4]	1:20.46 [5]	1:51.31 [5]	2:21.28 [4]	2:50.72	2:03.23	2:02.65	+9m	1.22m
		Emmett Brosnan	Q4	Q4			204m	809m	809m	812m	628m	405m	404m	404m	407m				
3	4	SPIRITED GIGI	52.67	0:29.99	03.90	07.23	13.36	1:03.80	1:00.85	0:59.98	0:47.07 [2]	1:20.02 [3]	1:50.88 [3]	2:20.86 [2]	2:50.85	2:03.78	2:02.75	+11m	3.06m
		Neville Pangrazio	Lead	Q3			204m	810m	810m	812m	629m	405m	404m	405m	407m				
4	8	TRUSCOTTS ELEGANCE	51.41	0:29.74	04.01	07.41	14.28	1:03.84	1:00.85	0:59.74	0:47.72 [5]	1:20.70 [7]	1:51.55 [7]	2:21.55 [6]	2:51.28	2:03.57	2:03.06	+12m	8.96m
		Jordan Leedham	Lead	Q4			203m	810m	808m	810m	633m	405m	405m	403m	407m				
5	5	MISS HOLLY RED	49.75	0:30.03	04.08	07.70	14.60	1:03.46	1:01.06	1:01.08	0:47.67 [6]	1:20.10 [4]	1:51.13 [4]	2:21.16 [5]	2:52.22	2:04.54	2:03.73	+27m	21.34m
		Ewa Justice	Q3	Q3			205m	817m	813m	816m	634m	409m	408m	405m	411m				
6	7	ISLAND FRANKIE	50.00	0:30.04	04.03	07.52	14.43	1:03.45	1:01.07	1:01.24	0:48.09 [8]	1:20.51 [6]	1:51.53 [6]	2:21.57 [7]	2:52.79	2:04.69	2:04.14	+32m	29.09m
		Leigh Sutton	Q3	Q3			208m	818m	814m	817m	637m	409m	408m	406m	412m				
7	9	HEIR JAURDON	49.72	0:30.03	04.06	07.54	14.99	1:03.50	1:01.07	1:01.01	0:48.31 [9]	1:20.76 [8]	1:51.80 [8]	2:21.84 [8]	2:52.83	2:04.51	2:04.17	+28m	29.53m
		David Miles	Lead	Q3			203m	817m	813m	818m	633m	409m	408m	405m	412m				

Note: Timing is based on positional data.

[] Indicates rank at the end of each section

--:-- No data available for this section

N/A Information not available



HARNESS RACING VICTORIA

Melton-Professional-2026-06-12

Race 2: NUTRIEN EQUINE 3YO TROT - 2240m

12 June 2026 - 6:04PM



RANK	TAB	Horse/ Driver	Top Speed (Km/h)	Fastest Section	First 50m	First 100m	First 200m	First Half	Middle Half	Last Half	Lead Time	1st Quarter	2nd Quarter	3rd Quarter	4th Quarter	Last Mile	Mile Rate	Distance Travelled	Gross Time/ Margin
												0:46.71	1:19.67 (0:32.96)	1:50.59 (0:30.92)	2:20.48 (0:29.89)				
8	2	BIG RAIN	49.64	0:29.88	04.01	07.53	14.38	1:04.00	1:00.86	1:01.07	0:48.01 [7]	1:21.03 [9]	1:52.02 [9]	2:21.90 [9]	2:53.09	2:05.07	2:04.35	+9m	33.02m
		Chris Alford	Q4	Q3			203m	809m	808m	810m	629m	405m	404m	404m	406m				
9	3	NORTHERN TRUSCOTT	50.15	0:30.11	04.00	07.47	14.03	1:03.53	1:01.18	1:03.89	0:47.34 [3]	1:19.79 [2]	1:50.86 [2]	2:20.97 [3]	2:54.75	2:07.42	2:05.54	+25m	55.27m
		James Herbertson	Lead	Q3			206m	818m	813m	814m	633m	410m	408m	405m	409m				

Note: Timing is based on positional data.

[] Indicates rank at the end of each section


--:--:-- No data available for this section

N/A Information not available

Melton-Professional-2026-06-12

Race 3: 2CONSTRUCT WINTER SERIES NMW TROT (3RD HEAT) - 2240m

12 June 2026 - 6:34PM



HARNESS RACING VICTORIA

RANK	TAB	Horse/Driver	Top Speed (Km/h)	Fastest Section	First 50m	First 100m	First 200m	First Half	Middle Half	Last Half	Lead Time	1st Quarter	2nd Quarter	3rd Quarter	4th Quarter	Last Mile	Mile Rate	Distance Travelled	Gross Time/Margin
												0:46.49	1:18.43 (0:31.94)	1:49.12 (0:30.69)	2:17.49 (0:28.37)				
1	4	NAKEDTRUTH	54.25	0:28.37	03.59	06.82	13.12	1:02.62	0:59.06	0:58.09	0:46.49 [1]	1:18.43 [1]	1:49.12 [1]	2:17.49 [1]	2:47.21	2:00.71	2:00.13	+13m	2:47.21
		Chris Alford	Lead	Q3			202m	809m	809m	810m	634m	405m	404m	405m	406m				
2	3	QUEEN KIZEN NZ	52.88	0:28.48	03.69	07.01	13.46	1:02.55	0:59.09	0:58.54	0:46.80 [2]	1:18.74 [2]	1:49.35 [2]	2:17.83 [2]	2:47.89	2:01.09	2:00.62	+18m	9.11m
		Tristan Larsen	Q3	Q3			205m	812m	812m	812m	634m	404m	407m	405m	407m				
3	2	BUSLIN BRODY	52.02	0:28.56	03.85	07.30	14.01	1:02.01	0:58.80	0:59.48	0:47.48 [3]	1:19.24 [3]	1:49.48 [2]	2:18.05 [2]	2:48.97	2:01.49	2:01.39	+18m	23.63m
		Joe Attard	Q3	Q3			202m	813m	812m	812m	633m	406m	407m	405m	407m				
4	7	RYMES	50.76	0:28.91	03.89	07.36	14.96	1:01.85	0:59.06	0:58.89	0:48.39 [5]	1:20.09 [5]	1:50.24 [5]	2:19.15 [4]	2:49.13	2:00.74	2:01.51	+31m	25.73m
		Jackie Barker	Q3	Q3			204m	809m	809m	813m	649m	405m	404m	404m	409m				
5	5	PARIS JAMILLA	51.88	0:29.76	03.63	07.02	13.78	1:02.56	1:01.08	1:00.20	0:47.19 [2]	1:19.12 [2]	1:49.76 [3]	2:20.20 [5]	2:49.97	2:02.76	2:02.12	+16m	37.09m
		Michael Bellman	Q4	Q4			205m	808m	809m	813m	634m	404m	404m	405m	408m				
6	6	COLTRANE	51.52	0:28.71	03.83	07.33	14.17	1:02.04	0:58.97	1:10.88	0:47.73 [5]	1:19.51 [5]	1:49.77 [5]	2:18.48 [4]	3:00.65	2:12.92	2:09.79	+20m	180.05m
		James Herbertson	Q3	Q3			204m	812m	810m	813m	635m	405m	407m	403m	410m				

Scratched: IM LADY RHONDA (1)

Note: Timing is based on positional data.

[] Indicates rank at the end of each section

--:-- No data available for this section

N/A Information not available

Melton-Professional-2026-06-12

Race 4: DYNAMIC PRINT GROUP PACE - 1720m

12 June 2026 - 7:05PM



HARNESS RACING VICTORIA

RANK	TAB	Horse/Driver	Top Speed (Km/h)	Fastest Section	First 50m	First 100m	First 200m	First Half	Middle Half	Last Half	Lead Time	1st Quarter	2nd Quarter	3rd Quarter	4th Quarter	Last Mile	Mile Rate	Distance Travelled	Gross Time/Margin
												0:35.59 (0:29.27)	1:05.70 (0:30.11)	1:33.69 (0:27.99)	2:02.40 (0:28.71)				
1	3	SWEET IRISH LOCH	55.51	0:27.79	03.75	07.01	13.08	0:59.56	0:58.09	0:55.75	0:07.07 [6]	0:36.52 [6]	1:06.65 [6]	1:34.61 [6]	2:02.40	1:55.32	1:54.52	+23m	2:02.40
		Adrian Pace	Q4	Q4			201m	816m	813m	816m	112m	408m	408m	405m	411m				
2	4	LEAVEMEOUT	58.07	0:28.00	03.56	06.56	12.16	0:59.38	0:58.11	0:56.94	0:06.32 [1]	0:35.59 [1]	1:05.70 [1]	1:33.69 [1]	2:02.64	1:56.32	1:54.75	+10m	3:23m
		Chris Alford	Lead	Q3			202m	809m	808m	810m	111m	405m	404m	404m	406m				
3	7	STARZZZ DESTINY	54.40	0:28.00	03.74	07.02	13.11	0:59.05	0:57.98	0:56.86	0:06.90 [5]	0:35.98 [3]	1:05.95 [2]	1:33.95 [2]	2:02.81	1:55.91	1:54.91	+22m	5:53m
		David Miles	Q1	Q3			204m	819m	811m	813m	110m	412m	407m	404m	409m				
4	5	OUR ULTIMATE GRAC	56.34	0:27.98	03.65	06.78	12.64	0:59.61	0:58.15	0:56.54	0:06.66 [4]	0:36.10 [4]	1:06.27 [4]	1:34.25 [4]	2:02.82	1:56.15	1:54.91	+22m	5:55m
		Kerryn Manning	Q1	Q3			203m	817m	812m	814m	111m	410m	407m	404m	410m				
5	6	FEARLESS WRITER	58.50	0:28.01	03.60	06.60	12.22	0:59.63	0:58.10	0:56.75	0:06.49 [2]	0:36.03 [2]	1:06.12 [3]	1:34.14 [3]	2:02.88	1:56.38	1:54.97	+12m	6:37m
		James Herbertson	Q1	Q3			206m	812m	808m	810m	111m	408m	404m	404m	406m				
6	1	YA BOTTOM DOLLAR	53.10	0:28.02	04.10	07.89	14.73	0:58.55	0:58.12	0:56.56	0:08.11 [7]	0:36.56 [7]	1:06.66 [7]	1:34.67 [7]	2:03.22	1:55.11	1:55.29	+11m	10:93m
		Rodney Petroff	Q3	Q3			202m	808m	808m	808m	114m	404m	404m	405m	404m				
7	2	ANOTHER WOODS	55.40	0:28.04	03.61	06.74	12.67	0:59.66	0:58.13	0:56.89	0:06.66 [3]	0:36.24 [5]	1:06.34 [5]	1:34.38 [5]	2:03.23	1:56.55	1:55.30	+13m	11:08m
		Jason Lee	Lead	Q3			201m	811m	808m	811m	111m	406m	404m	404m	407m				


Note: Timing is based on positional data.

- [] Indicates rank at the end of each section
- :--:- No data available for this section
- N/A Information not available

Melton-Professional-2026-06-12

Race 5: AUSTRALIAN PACING GOLD 3YO PACE - 1720m

12 June 2026 - 7:41PM



HARNESS RACING VICTORIA

RANK	TAB	Horse/ Driver	Top Speed (Km/h)	Fastest Section	First 50m	First 100m	First 200m	First Half	Middle Half	Last Half	Lead Time 0:06.82	1st Quarter	2nd Quarter	3rd Quarter	4th Quarter	Last Mile	Mile Rate	Distance Travelled	Gross Time/ Margin
												0:36.30 (0:29.48)	1:05.54 (0:29.24)	1:33.79 (0:28.25)	2:02.15 (0:28.36)				
1	2	TACTICALLY PERFEC	54.97	0:28.17	03.93	07.25	13.94	0:58.46	0:57.01	0:56.38	0:07.30 [6]	0:36.97 [6] (0:29.66)	1:05.77 [4] (0:28.80)	1:33.98 [3] (0:28.21)	2:02.15 (0:28.17)	1:54.84 1634m	1:54.29	+24m	2:02.15
		Jason Lee	Q4	Q4			201m	818m	814m	816m	110m	409m	409m	405m	411m				
2	4	MATRIARCH DAISY	55.80	0:28.27	03.70	06.83	12.72	0:59.00	0:57.79	0:56.69	0:06.82 [1]	0:36.30 [1] (0:29.48)	1:05.82 [3] (0:29.52)	1:34.09 [4] (0:28.27)	2:02.51 (0:28.42)	1:55.69 1620m	1:54.62	+10m	4.77m
		Chris Alford	Q1	Q3			202m	809m	809m	811m	110m	405m	404m	405m	406m				
3	7	TAPPY	54.18	0:28.24	03.83	07.10	13.26	0:58.41	0:57.27	0:56.99	0:07.14 [4]	0:36.51 [2] (0:29.38)	1:05.54 [1] (0:29.03)	1:33.79 [1] (0:28.24)	2:02.54 (0:28.75)	1:55.40 1625m	1:54.65	+15m	5.16m
		James Herbertson	Q1	Q3			203m	814m	809m	811m	110m	410m	405m	405m	406m				
4	3	COLOSIMO	55.08	0:28.08	03.96	07.42	14.22	0:58.93	0:57.76	0:56.35	0:07.59 [7]	0:37.02 [5] (0:29.44)	1:06.52 [7] (0:29.49)	1:34.78 [7] (0:28.27)	2:02.87 (0:28.08)	1:55.28 1626m	1:54.96	+16m	9.6m
		Darryl Lawlor	Q4	Q4			202m	809m	809m	817m	110m	405m	404m	405m	412m				
5	5	HILTONS SPIRIT	53.21	0:28.06	03.90	07.28	13.87	0:59.04	0:57.00	0:56.56	0:07.37 [5]	0:37.47 [7] (0:30.10)	1:06.41 [6] (0:28.94)	1:34.48 [6] (0:28.06)	2:03.00 (0:28.52)	1:55.62 1634m	1:55.09	+24m	11.41m
		Adrian Pace	Q4	Q3			203m	818m	814m	816m	110m	409m	409m	405m	411m				
6	1	SHIFFRIN	54.14	0:28.31	03.69	06.91	13.07	0:59.20	0:57.82	0:57.19	0:06.96 [3]	0:36.65 [4] (0:29.69)	1:06.16 [5] (0:29.51)	1:34.47 [5] (0:28.31)	2:03.35 (0:28.88)	1:56.39 1620m	1:55.41	+9m	16.01m
		Kate Gath	Q1	Q3			200m	809m	808m	810m	110m	405m	404m	404m	406m				
7	6	JUST INCREDIBLE	54.94	0:28.25	03.69	06.84	12.96	0:58.71	0:57.25	0:57.98	0:06.68 [2]	0:36.39 [3] (0:29.71)	1:05.39 [2] (0:29.00)	1:33.64 [2] (0:28.25)	2:03.37 (0:29.73)	1:56.69 1632m	1:55.43	+21m	16.29m
		Kyle Marshall	Lead	Q3			204m	817m	813m	815m	110m	409m	408m	405m	409m				

Note: Timing is based on positional data.

[] Indicates rank at the end of each section

--:-- No data available for this section

N/A Information not available

Melton-Professional-2026-06-12

Race 6: VHRC TROT - 1720m

12 June 2026 - 8:16PM



HARNESS RACING VICTORIA

RANK	TAB	Horse/ Driver	Top Speed (Km/h)	Fastest Section	First 50m	First 100m	First 200m	First Half	Middle Half	Last Half	Lead Time 0:06.95	1st Quarter	2nd Quarter	3rd Quarter	4th Quarter	Last Mile	Mile Rate	Distance Travelled	Gross Time/ Margin
												0:36.28 (0:29.34)	1:05.90 (0:29.61)	1:35.06 (0:29.16)	2:05.46 (0:30.40)				
1	4	SAMMY HALLER	51.37	0:29.09	03.92	07.43	14.31	0:59.01	0:58.51	0:58.96	0:07.49 [4]	0:37.08 [4]	1:06.50 [4]	1:35.59 [4]	2:05.46	1:57.97	1:57.38	+21m	2:05.46
		Laura Wilson	Q2	Q3			205m	815m	812m	816m	110m	408m	407m	405m	412m				
2	5	KENNYSON	53.75	0:29.16	03.77	07.01	13.51	0:58.96	0:58.78	0:59.67	0:06.95 [1]	0:36.28 [1]	1:05.90 [1]	1:35.06 [1]	2:05.57	1:58.63	1:57.50	+10m	1.72m
		James Herbertson	Lead	Q3			202m	809m	810m	811m	110m	405m	404m	406m	405m				
3	2	VOLSTEADSDelight	50.94	0:29.25	04.00	07.56	14.38	0:59.02	0:58.79	0:59.55	0:07.62 [6]	0:37.10 [5]	1:06.65 [5]	1:35.90 [6]	2:06.20	1:58.56	1:58.07	+12m	9.92m
		John Caldwell	Q2	Q3			201m	809m	810m	813m	110m	405m	404m	406m	407m				
4	1	SPANISH RIZARDO	50.47	0:29.24	03.94	07.38	14.03	0:58.90	0:58.79	0:59.89	0:07.41 [3]	0:36.76 [3]	1:06.30 [3]	1:35.55 [3]	2:06.20	1:58.79	1:58.08	+9m	10.02m
		Taylor Youl	Q1	Q3			202m	809m	809m	810m	110m	405m	404m	405m	405m				
5	3	LITTLE MISS VALLEY	51.19	0:29.07	03.93	07.33	13.94	0:58.85	0:58.61	1:00.01	0:07.34 [2]	0:36.66 [2]	1:06.20 [2]	1:35.27 [2]	2:06.22	1:58.86	1:58.09	+16m	10.23m
		Chris Alford	Lead	Q3			204m	815m	811m	812m	110m	407m	407m	404m	408m				
6	6	DEEJAY DEX	51.66	0:29.05	03.96	07.47	15.06	0:59.17	0:58.35	0:59.81	0:07.66 [5]	0:37.53 [6]	1:06.83 [6]	1:35.88 [5]	2:06.64	1:58.98	1:58.49	+25m	15.9m
		Josh Duggan	Q3	Q3			207m	818m	813m	817m	110m	411m	407m	406m	412m				

Note: Timing is based on positional data.

[] Indicates rank at the end of each section

--:--:-- No data available for this section

N/A Information not available

Melton-Professional-2026-06-12

Race 7: HERTZ TROT - 2240m

12 June 2026 - 8:51PM



HARNESS RACING VICTORIA

RANK	TAB	Horse/ Driver	Top Speed (Km/h)	Fastest Section	First 50m	First 100m	First 200m	First Half	Middle Half	Last Half	Lead Time 0:46.19	1st Quarter	2nd Quarter	3rd Quarter	4th Quarter	Last Mile	Mile Rate	Distance Travelled	Gross Time/ Margin
												1:18.33 (0:32.14)	1:48.70 (0:30.37)	2:18.30 (0:29.60)	2:48.99 (0:30.69)				
1	4	MANDA KYVALLEY	50.29	0:29.32	03.89	07.36	15.16	1:01.61	0:59.42	0:59.67	0:47.70 [5]	1:19.22 [5]	1:49.32 [4]	2:18.63 [4]	2:48.99	2:01.28	2:01.41	+27m	2:48.99
		Joey Sharp	Lead	Q3			207m	815m	815m	817m		635m	406m	409m	406m				
2	1	STEADY DREAM	49.93	0:29.53	03.91	07.39	14.69	1:02.43	0:59.97	0:59.89	0:47.23 [3]	1:19.22 [4]	1:49.66 [5]	2:19.18 [5]	2:49.54	2:02.32	2:01.80	+11m	7.36m
		Craig Demmler	Lead	Q3			202m	809m	809m	810m		632m	404m	405m	404m				
3	6	ABBIE	53.82	0:29.60	03.79	07.02	13.86	1:02.51	0:59.96	1:01.04	0:46.19 [1]	1:18.33 [1]	1:48.70 [1]	2:18.30 [1]	2:49.74	2:03.55	2:01.95	+14m	10.14m
		Ewa Justice	Lead	Q3			204m	810m	809m	810m		634m	405m	406m	403m				
4	2	FLYIN TIME	51.44	0:29.57	03.83	07.18	14.23	1:02.49	0:59.92	1:00.68	0:46.55 [2]	1:18.69 [2]	1:49.04 [3]	2:18.63 [3]	2:49.75	2:03.17	2:01.96	+14m	10.22m
		Lisa Lewis	Lead	Q3			203m	810m	809m	811m		633m	405m	405m	404m				
5	3	MAJESTIC CHARMA	51.19	0:29.30	03.64	07.09	14.88	1:01.61	0:59.40	1:02.96	0:47.46 [4]	1:18.98 [3]	1:49.08 [2]	2:18.39 [2]	2:52.05	2:04.56	2:03.61	+22m	41.1m
		James Herbertson	Lead	Q3			204m	815m	814m	814m		633m	407m	409m	405m				
6	5	TIPPLE TIME	51.05	0:29.38	03.91	07.38	15.50	1:01.68	0:59.73	1:04.76	0:47.98 [6]	1:19.31 [6]	1:49.65 [6]	2:19.03 [6]	2:54.41	2:06.44	2:05.30	+25m	72.73m
		Jason Hackett	Lead	Q3			208m	811m	812m	815m		639m	405m	406m	406m				

Note: Timing is based on positional data.

- [] Indicates rank at the end of each section
- :--:- No data available for this section
- N/A Information not available