

Melton-Professional-2026-05-09

Race 1: AUSTRALIAN PACING GOLD PACE - 2240m

09 May 2026 - 5:35PM



HARNESS RACING VICTORIA

RANK	TAB	Horse/ Driver	Top Speed (Km/h)	Fastest Section	First 50m	First 100m	First 200m	First Half	Middle Half	Last Half	Lead Time 0:43.93	1st Quarter	2nd Quarter	3rd Quarter	4th Quarter	Last Mile	Mile Rate	Distance Travelled	Gross Time/ Margin
												1:14.32 (0:30.39)	1:42.56 (0:28.24)	2:11.03 (0:28.47)	2:40.97 (0:29.94)				
1	6	SON OF MAC NZ	54.54	0:28.28	03.59	06.76	13.47	0:58.68	0:56.69	0:58.34	0:43.93 [2]	1:14.34 [2]	1:42.62 [2]	2:11.03 [1]	2:40.97	1:57.02	1:55.64	+31m	2:40.97
		Kyle Marshall	Lead	Q2								(0:30.40)	(0:28.28)	(0:28.41)	(0:29.93)				
2	1	THESTATESMAN	55.76	0:28.21	03.54	06.65	13.16	0:58.56	0:57.15	0:58.38	0:44.25 [3]	1:14.63 [3]	1:42.85 [3]	2:11.79 [5]	2:41.23	1:56.96	1:55.83	+7m	3:53m
		Chris Alford	Lead	Q2								(0:30.37)	(0:28.21)	(0:28.94)	(0:29.44)				
3	8	TEN DA TOUCH NZ	56.20	0:28.24	03.56	06.66	13.28	0:58.50	0:57.18	0:58.16	0:44.59 [5]	1:14.85 [5]	1:43.08 [6]	2:12.02 [8]	2:41.25	1:56.66	1:55.85	+9m	3:83m
		Jack Laugher	Lead	Q2								(0:30.26)	(0:28.24)	(0:28.94)	(0:29.22)				
4	9	KOSIMO	55.15	0:28.23	03.63	06.77	13.49	0:58.27	0:57.05	0:57.88	0:45.14 [7]	1:15.18 [8]	1:43.41 [8]	2:12.24 [9]	2:41.30	1:56.15	1:55.89	+20m	4:53m
		Daryl Douglas	Lead	Q2								(0:30.04)	(0:28.23)	(0:28.82)	(0:29.06)				
5	12	SWEET IDEAL	54.11	0:27.93	03.71	07.06	14.30	0:57.67	0:56.33	0:57.28	0:46.39 [11]	1:16.13 [12]	1:44.06 [12]	2:12.47 [12]	2:41.35	1:54.95	1:55.92	+47m	5.2m
		Darryl Lawlor	Q2	Q2					(0:29.74)	(0:27.93)		(0:28.40)	(0:28.88)	409m	408m				
6	4	ALWAYSBEALADY	53.82	0:28.22	03.63	06.85	13.64	0:56.84	0:56.90	0:57.93	0:46.85 [12]	1:15.47 [10]	1:43.69 [10]	2:12.37 [11]	2:41.62	1:54.77	1:56.11	+16m	8:74m
		Liam Older	Q2	Q2								(0:28.62)	(0:28.22)	(0:28.68)	(0:29.25)				
7	5	BLAKE BOLAC	56.09	0:28.24	03.49	06.60	13.22	0:58.61	0:56.64	0:58.76	0:44.27 [4]	1:14.64 [4]	1:42.88 [4]	2:11.28 [2]	2:41.64	1:57.37	1:56.13	+30m	9:08m
		Jackie Barker	Lead	Q2								(0:30.37)	(0:28.24)	(0:28.40)	(0:30.36)				

Note: Timing is based on positional data.

[] Indicates rank at the end of each section

--:-- No data available for this section

N/A Information not available



Melton-Professional-2026-05-09

Race 1: AUSTRALIAN PACING GOLD PACE - 2240m

09 May 2026 - 5:35PM



HARNESS RACING VICTORIA

RANK	TAB	Horse/Driver	Top Speed (Km/h)	Fastest Section	First 50m	First 100m	First 200m	First Half	Middle Half	Last Half	Lead Time	1st Quarter	2nd Quarter	3rd Quarter	4th Quarter	Last Mile	Mile Rate	Distance Travelled	Gross Time/Margin
												0:43.93	1:14.32 (0:30.39)	1:42.56 (0:28.24)	2:11.03 (0:28.47)				
8	2	SPRINGFIELD AFFAIR	55.33	0:28.34	03.55	06.68	13.32	0:58.53	0:56.93	0:58.56	0:44.76 [6]	1:14.95 [6]	1:43.28 [7]	2:11.87 [6]	2:41.85	1:57.09	1:56.28	+28m	11.88m
		Lochie Cook	Lead	Q2			204m	818m	813m	815m	637m	409m	408m	405m	410m				
9	3	REPELLING	57.42	0:28.24	03.45	06.46	12.85	0:58.63	0:57.16	0:59.35	0:43.93 [1]	1:14.32 [1]	1:42.56 [1]	2:11.48 [3]	2:41.91	1:57.98	1:56.32	+8m	12.67m
		Leigh Sutton	Lead	Q2			203m	805m	807m	811m	632m	403m	402m	405m	406m				
10	10	OUR VINCENT CAN G	54.18	0:28.19	03.70	06.95	13.72	0:58.05	0:56.66	0:59.21	0:45.41 [8]	1:15.26 [9]	1:43.46 [9]	2:11.93 [7]	2:42.67	1:57.26	1:56.87	+45m	22.89m
		Ellen Tormey	Q2	Q2			204m	820m	818m	824m	641m	410m	410m	408m	415m				
11	11	ALWAYS BE BLAKEY	54.72	0:27.82	03.68	07.00	14.04	0:56.76	0:56.54	1:00.25	0:46.10 [10]	1:15.04 [7]	1:42.86 [5]	2:11.56 [4]	2:43.11	1:57.01	1:57.18	+46m	28.7m
		James Herbertson	Q2	Q2			205m	823m	819m	820m	642m	412m	411m	408m	412m				
12	7	MAXNJAX	54.47	0:28.14	03.66	06.94	14.00	0:57.74	0:56.61	1:02.70	0:45.94 [9]	1:15.54 [11]	1:43.69 [11]	2:12.16 [10]	2:46.39	2:00.44	1:59.54	+41m	72.78m
		Jordan Leedham	Q1	Q2			207m	818m	817m	822m	641m	409m	409m	408m	414m				

Note: Timing is based on positional data.

[] Indicates rank at the end of each section

-:--:- No data available for this section

N/A Information not available

Melton-Professional-2026-05-09

Race 2: LOGICAL STAFFING SOLUTIONS NMW PACE - 2240m

09 May 2026 - 6:08PM



HARNESS RACING VICTORIA

RANK	TAB	Horse/ Driver	Top Speed (Km/h)	Fastest Section	First 50m	First 100m	First 200m	First Half	Middle Half	Last Half	Lead Time 0:44.05	1st Quarter	2nd Quarter	3rd Quarter	4th Quarter	Last Mile	Mile Rate	Distance Travelled	Gross Time/ Margin
												1:15.55 (0:31.50)	1:46.10 (0:30.55)	2:14.27 (0:28.17)	2:42.66 (0:28.39)				
1	1	IDEAL BANDIT	57.64	0:28.02	03.55	06.56	12.63	1:02.03	0:58.69	0:56.18	0:44.45 [3]	1:15.96 [3]	1:46.49 [3]	2:14.64 [4]	2:42.66	1:58.21	1:56.86	+5m	2:42.66
		Ryan Sanderson	Lead	Q4			203m	805m	805m	808m	633m	402m	402m	403m	405m				
2	2	THE STEEL DRAGON	54.65	0:28.11	03.65	06.86	13.05	1:02.04	0:58.66	0:56.25	0:44.75 [5]	1:16.24 [5]	1:46.79 [5]	2:14.90 [6]	2:43.04	1:58.28	1:57.13	+7m	5.04m
		James Herbertson	Lead	Q3			203m	805m	805m	810m	633m	402m	402m	403m	407m				
3	4	DANCE AFFAIR	58.07	0:28.17	03.49	06.47	12.49	1:02.05	0:58.73	0:57.17	0:44.05 [1]	1:15.55 [1]	1:46.10 [1]	2:14.27 [1]	2:43.28	1:59.22	1:57.31	+10m	8.31m
		Chris Alford	Lead	Q3			206m	805m	806m	810m	636m	402m	402m	403m	407m				
4	9	OZZIE CORKA	54.86	0:27.53	03.62	06.86	13.33	1:01.88	0:58.03	0:56.51	0:45.07 [6]	1:16.46 [6]	1:46.96 [6]	2:14.49 [2]	2:43.48	1:58.39	1:57.45	+39m	10.97m
		Daryl Douglas	Q3	Q3			204m	818m	816m	819m	642m	410m	408m	408m	411m				
5	5	LILLY LOTUS	54.79	0:28.15	03.60	06.76	13.22	1:01.91	0:58.67	0:56.81	0:44.79 [4]	1:16.17 [4]	1:46.69 [4]	2:14.84 [5]	2:43.50	1:58.72	1:57.47	+31m	11.35m
		Mark Pitt	Lead	Q3			205m	817m	814m	817m	638m	410m	408m	406m	411m				
6	12	DO IT	54.36	0:27.40	03.69	07.04	14.36	1:01.66	0:57.65	0:56.04	0:45.88 [11]	1:17.28 [11]	1:47.54 [11]	2:14.94 [7]	2:43.59	1:57.70	1:57.53	+48m	12.46m
		Jordan Leedham	Q3	Q3			208m	821m	819m	822m	645m	411m	410m	409m	414m				
7	8	IM ALL BUSINESS	55.01	0:28.17	03.73	06.92	13.44	1:02.09	0:58.78	0:56.45	0:45.03 [7]	1:16.51 [7]	1:47.12 [7]	2:15.30 [11]	2:43.59	1:58.54	1:57.53	+12m	12.47m
		Neil McCallum	Lead	Q3			203m	805m	806m	810m	637m	402m	402m	403m	407m				

Note: Timing is based on positional data.

[] Indicates rank at the end of each section


-:--:- No data available for this section

N/A Information not available

Melton-Professional-2026-05-09

Race 2: LOGICAL STAFFING SOLUTIONS NMW PACE - 2240m

09 May 2026 - 6:08PM



HARNESS RACING VICTORIA

RANK	TAB	Horse/Driver	Top Speed (Km/h)	Fastest Section	First 50m	First 100m	First 200m	First Half	Middle Half	Last Half	Lead Time	1st Quarter	2nd Quarter	3rd Quarter	4th Quarter	Last Mile	Mile Rate	Distance Travelled	Gross Time/Margin
												0:44.05	1:15.55 (0:31.50)	1:46.10 (0:30.55)	2:14.27 (0:28.17)				
8	7	BIZZNESS CLASS	54.18	0:27.37	03.74	07.22	14.43	1:01.66	0:57.60	0:55.71	0:46.26 [12]	1:17.69 [12]	1:47.92 [12]	2:15.28 [9]	2:43.63	1:57.37	1:57.56	+49m	12.98m
		Luke Dunne	Q3	Q3			209m	822m	820m	822m	644m	411m	411m	409m	413m				
9	6	KATUNGA EXPRESS	54.18	0:27.84	03.67	06.99	13.75	1:01.88	0:58.34	0:56.41	0:45.33 [8]	1:16.72 [8]	1:47.22 [8]	2:15.06 [8]	2:43.64	1:58.28	1:57.57	+33m	13.17m
		Ellen Tormey	Q3	Q3			206m	819m	814m	815m	639m	411m	408m	406m	409m				
10	3	HEZ ALL ROCK	56.81	0:28.18	03.54	06.59	12.87	1:01.98	0:58.72	0:57.41	0:44.30 [2]	1:15.74 [2]	1:46.28 [2]	2:14.47 [3]	2:43.71	1:59.39	1:57.62	+30m	14.15m
		Jackie Barker	Lead	Q3			205m	818m	814m	814m	638m	410m	408m	406m	409m				
11	11	RABADA	53.86	0:27.85	03.75	07.13	14.20	1:01.88	0:58.35	0:56.34	0:45.61 [10]	1:16.99 [10]	1:47.49 [10]	2:15.34 [10]	2:43.84	1:58.22	1:57.71	+35m	15.82m
		Michael Bellman	Q3	Q3			205m	819m	814m	815m	642m	411m	408m	406m	409m				
12	10	ROYAL APPOINTMENT	53.96	0:28.18	03.72	07.05	13.88	1:02.07	0:58.80	0:56.49	0:45.38 [9]	1:16.83 [9]	1:47.45 [9]	2:15.63 [12]	2:43.94	1:58.56	1:57.78	+16m	17.25m
		Jack Laugher	Q4	Q3			203m	805m	806m	813m	638m	402m	402m	404m	409m				

Note: Timing is based on positional data.

[] Indicates rank at the end of each section

-:--:- No data available for this section

N/A Information not available

Melton-Professional-2026-05-09

Race 3: PRYDES EASIFEED TROT - 2240m

09 May 2026 - 6:35PM



HARNESS RACING VICTORIA


RANK	TAB	Horse/ Driver	Top Speed (Km/h)	Fastest Section	First 50m	First 100m	First 200m	First Half	Middle Half	Last Half	Lead Time 0:46.10	1st Quarter	2nd Quarter	3rd Quarter	4th Quarter	Last Mile	Mile Rate	Distance Travelled	Gross Time/ Margin
												1:16.70 (0:30.60)	1:46.73 (0:30.03)	2:16.19 (0:29.46)	2:47.77 (0:31.57)				
1	11	LOVE YA BROTHER	50.80	0:29.44	04.03	07.63	14.64	1:00.34	0:59.17	1:00.28	0:47.13 [7]	1:17.75 [6]	1:47.48 [4]	2:16.92 [4]	2:47.77	2:00.63	2:00.53	+16m	2:47.77
		Matthew Craven	Lead	Q3			202m	805m	807m	811m		640m	403m	402m	405m				
2	6	DHONI TROUBLE NZ	55.80	0:29.46	03.70	06.83	12.95	1:00.64	0:59.50	1:01.30	0:46.10 [1]	1:16.70 [1]	1:46.73 [1]	2:16.19 [1]	2:48.03	2:01.94	2:00.72	+11m	3:53m
		Leigh Sutton	Lead	Q3			206m	806m	807m	811m		635m	403m	402m	405m				
3	12	ESS KAY HOLLYWOOD	52.06	0:29.38	03.89	07.30	14.49	1:00.63	0:58.95	0:59.56	0:47.93 [10]	1:18.98 [11]	1:48.56 [9]	2:17.94 [10]	2:48.13	2:00.19	2:00.79	+29m	4:91m
		Michael Bellman	Lead	Q3			206m	814m	810m	812m		643m	408m	406m	405m				
4	2	BOUTIKA	54.36	0:29.48	03.69	06.88	13.22	1:00.64	0:59.52	1:01.16	0:46.49 [2]	1:17.10 [2]	1:47.14 [2]	2:16.61 [2]	2:48.30	2:01.80	2:00.91	+10m	7:15m
		Ada Massa	Lead	Q3			204m	805m	807m	811m		633m	403m	402m	404m				
5	7	PARIS KAY	53.03	0:29.49	03.79	07.08	13.60	1:01.48	0:59.87	1:00.28	0:46.66 [4]	1:17.76 [5]	1:48.14 [7]	2:17.63 [7]	2:48.43	2:01.77	2:01.01	+27m	8:92m
		Josh Duggan	Lead	Q3			207m	817m	811m	809m		641m	409m	408m	403m				
6	10	DESERT ASSASSIN	52.67	0:29.53	03.95	07.33	14.23	1:01.13	0:59.60	1:00.09	0:47.51 [9]	1:18.56 [10]	1:48.65 [11]	2:18.18 [11]	2:48.74	2:01.22	2:01.23	+30m	12:99m
		Chris Alford	Lead	Q3			205m	816m	813m	812m		642m	408m	408m	404m				
7	8	ABBIE	52.70	0:29.60	03.79	07.11	13.75	1:00.37	0:59.36	1:01.94	0:46.75 [5]	1:17.36 [3]	1:47.12 [3]	2:16.72 [3]	2:49.07	2:02.31	2:01.47	+22m	17:52m
		Tasmyn Potter	Lead	Q3			203m	811m	811m	814m		637m	404m	407m	405m				

Note: Timing is based on positional data.

[] Indicates rank at the end of each section

--:-- No data available for this section

N/A Information not available



Melton-Professional-2026-05-09

Race 3: PRYDES EASIFEED TROT - 2240m

09 May 2026 - 6:35PM



HARNESS RACING VICTORIA

RANK	TAB	Horse/Driver	Top Speed (Km/h)	Fastest Section	First 50m	First 100m	First 200m	First Half	Middle Half	Last Half	Lead Time	1st Quarter	2nd Quarter	3rd Quarter	4th Quarter	Last Mile	Mile Rate	Distance Travelled	Gross Time/Margin
												0:46.10	1:16.70 (0:30.60)	1:46.73 (0:30.03)	2:16.19 (0:29.46)				
8	5	BUSLIN BRODY	50.83	0:29.45	04.15	08.76	16.30	0:59.72	0:58.93	1:01.41	0:48.08 [11]	1:18.32 [8]	1:47.81 [6]	2:17.25 [5]	2:49.22	2:01.13	2:01.57	+14m	19.5m
		Joe Attard	Q2	Q3			205m	806m	807m	814m	635m	403m	402m	404m	409m				
9	4	LEANNE LEEANN	51.73	0:30.07	03.86	07.22	14.01	1:01.18	1:00.38	1:02.56	0:46.54 [3]	1:17.40 [4]	1:47.70 [5]	2:17.78 [8]	2:50.28	2:03.76	2:02.34	+34m	33.86m
		Bob Kuchenmeister	Lead	Q3			207m	817m	813m	815m	642m	409m	408m	405m	410m				
10	9	MOJITO MADNESS	53.68	0:28.62	03.78	07.04	13.72	1:01.41	0:58.95	1:01.65	0:47.22 [8]	1:18.30 [9]	1:48.63 [10]	2:17.25 [6]	2:50.28	2:03.06	2:02.35	+39m	33.9m
		James Herbertson	Lead	Q3			205m	818m	818m	820m	641m	408m	410m	408m	412m				
11	3	JAKARTA NZ	53.68	0:29.51	03.72	06.95	13.47	1:01.42	0:59.83	1:04.93	0:46.90 [6]	1:18.00 [7]	1:48.33 [8]	2:17.84 [9]	2:53.26	2:06.35	2:04.48	+33m	73.73m
		Jodi Quinlan	Lead	Q3			205m	818m	817m	819m	638m	408m	410m	407m	412m				

Scratched: BLANCO CANYON (1), WITH APLOMB (13)

Note: Timing is based on positional data.

[] Indicates rank at the end of each section


-:--:- No data available for this section

N/A Information not available

Melton-Professional-2026-05-09

Race 4: NEVELE R STUD VICBRED VOUCHER PACE - 2240m

09 May 2026 - 7:07PM



HARNESS RACING VICTORIA

RANK	TAB	Horse/Driver	Top Speed (Km/h)	Fastest Section	First 50m	First 100m	First 200m	First Half	Middle Half	Last Half	Lead Time	1st Quarter	2nd Quarter	3rd Quarter	4th Quarter	Last Mile	Mile Rate	Distance Travelled	Gross Time/Margin
												1:13.88 (0:30.18)	1:44.66 (0:30.78)	2:13.88 (0:29.22)	2:42.61 (0:28.73)				
1	4	ALL BLAZING GUNS	58.10	0:28.35	03.56	06.60	12.62	1:00.84	0:59.18	0:56.86	0:44.78 [6]	1:14.95 [6]	1:45.62 [7]	2:14.13 [4]	2:42.48	1:57.70	1:56.73	+26m	2:42.48
		Matthew Craven	Lead	Q4			205m	818m	812m	811m	638m	410m	408m	404m	407m				
2	3	STAR TO FALL	55.84	0:28.41	03.60	06.71	12.94	1:00.23	0:58.53	0:57.06	0:45.32 [7]	1:15.43 [8]	1:45.54 [5]	2:13.95 [2]	2:42.61	1:57.28	1:56.82	+31m	1.73m
		Abbey Turnbull	Lead	Q3			205m	821m	817m	814m	636m	409m	411m	406m	408m				
3	6	FIRE MARSHALL	54.36	0:28.77	03.59	06.82	13.40	1:00.69	0:59.47	0:57.60	0:44.36 [3]	1:14.40 [2]	1:45.04 [2]	2:13.88 [1]	2:42.66	1:58.28	1:56.86	+31m	2.44m
		Kyle Marshall	Lead	Q4			208m	818m	812m	811m	643m	411m	408m	405m	406m				
4	8	USYK	56.27	0:28.22	03.61	06.72	13.14	1:00.93	0:59.81	0:57.24	0:44.65 [5]	1:14.79 [5]	1:45.56 [6]	2:14.59 [6]	2:42.81	1:58.17	1:56.97	+12m	4.49m
		Tasmyn Potter	Lead	Q4			203m	806m	806m	809m	637m	403m	402m	403m	406m				
5	5	FRANCO NICKELBACK	56.84	0:28.75	03.54	06.59	12.80	1:00.83	0:59.48	0:57.60	0:44.47 [4]	1:14.67 [4]	1:45.31 [4]	2:14.15 [3]	2:42.91	1:58.43	1:57.04	+34m	5.81m
		Daryl Douglas	Lead	Q4			207m	818m	813m	814m	642m	410m	408m	405m	409m				
6	11	TRIPLE ROCK SAINT	54.83	0:28.33	03.76	06.99	13.53	0:59.90	0:59.38	0:57.22	0:45.89 [9]	1:15.30 [7]	1:45.79 [9]	2:14.69 [8]	2:43.03	1:57.12	1:57.13	+36m	7.39m
		Luke Dunne	Lead	Q4			205m	811m	811m	823m	642m	407m	404m	407m	417m				
7	10	ISOLATION	55.69	0:28.47	03.66	06.81	13.02	1:00.45	0:58.92	0:57.04	0:45.54 [8]	1:15.63 [9]	1:45.98 [10]	2:14.56 [7]	2:43.03	1:57.49	1:57.13	+38m	7.46m
		Ewa Justice	Lead	Q4			204m	818m	814m	821m	640m	410m	407m	407m	414m				

Note: Timing is based on positional data.

[] Indicates rank at the end of each section


--:-- No data available for this section

N/A Information not available

Melton-Professional-2026-05-09

Race 4: NEVELE R STUD VICBRED VOUCHER PACE - 2240m

09 May 2026 - 7:07PM



HARNESS RACING VICTORIA

RANK	TAB	Horse/Driver	Top Speed (Km/h)	Fastest Section	First 50m	First 100m	First 200m	First Half	Middle Half	Last Half	Lead Time	1st Quarter	2nd Quarter	3rd Quarter	4th Quarter	Last Mile	Mile Rate	Distance Travelled	Gross Time/Margin
8	2	GIVE DAVE A WAVE	55.76	0:28.26	03.63	06.76	12.87	1:00.95	1:00.85	0:58.32	0:44.20 [2]	1:14.36 [3]	1:45.15 [3]	2:15.21 [9]	2:43.47	1:59.27	1:57.44	+9m	13.28m
		Michael Bellman	Lead	Q4			202m	806m	807m	811m	632m	403m	402m	404m	407m				
9	7	TELERN LOFTY	53.96	0:28.45	03.79	07.13	13.69	0:59.41	0:58.25	0:58.45	0:46.28 [10]	1:15.90 [10]	1:45.70 [8]	2:14.15 [5]	2:44.16	1:57.86	1:57.94	+37m	22.53m
		David Miles	Lead	Q3			206m	818m	819m	819m	640m	407m	411m	407m	412m				
10	1	KING KASEY	58.07	0:30.17	03.48	06.47	12.47	1:00.96	1:02.89	1:20.32	0:43.70 [1]	1:13.88 [1]	1:44.66 [1]	2:16.76 [10]	3:04.98	2:21.28	2:12.90	+10m	301.78m
		Kerryn Manning	Lead	Q1			203m	806m	808m	812m	632m	403m	402m	406m	406m				

Scratched: NEW YORKER (9)

Note: Timing is based on positional data.

[] Indicates rank at the end of each section

-:--:- No data available for this section

N/A Information not available

Melton-Professional-2026-05-09

Race 5: DYNAMIC PRINT GROUP TROT - 1720m

09 May 2026 - 7:39PM



HARNESS RACING VICTORIA


RANK	TAB	Horse/ Driver	Top Speed (Km/h)	Fastest Section	First 50m	First 100m	First 200m	First Half	Middle Half	Last Half	Lead Time	1st Quarter	2nd Quarter	3rd Quarter	4th Quarter	Last Mile	Mile Rate	Distance Travelled	Gross Time/ Margin
												0:35.67 (0:28.86)	1:06.19 (0:30.52)	1:35.31 (0:29.12)	2:05.12 (0:29.81)				
1	7	IRON WOMEN	53.82	0:28.83	03.71	06.99	13.37	0:59.34	0:59.63	0:58.93	0:06.85 [4]	0:35.67 [1]	1:06.19 [1]	1:35.31 [1]	2:05.12	1:58.27	1:57.07	+11m	2:05.12
		Kate Gath	Q1	Q1			206m	814m	806m	811m	108m	412m	403m	404m	407m				
2	1	TICTOK	53.68	0:29.12	03.76	07.00	13.47	0:59.64	0:59.68	0:58.91	0:06.89 [5]	0:36.01 [2]	1:06.53 [2]	1:35.69 [2]	2:05.45	1:58.55	1:57.38	+1m	4.41m
		Michael Bellman	Lead	Q1			201m	805m	805m	810m	107m	403m	402m	403m	407m				
3	11	MITCHELL WRAP	52.06	0:29.10	03.90	07.27	14.19	0:59.56	0:59.67	0:58.53	0:07.68 [7]	0:36.78 [5]	1:07.25 [6]	1:36.45 [6]	2:05.79	1:58.10	1:57.69	+9m	8.95m
		Jordan Leedham	Q1	Q1			202m	807m	807m	811m	112m	404m	402m	404m	406m				
4	8	KYVALLEY JETSTREA	52.45	0:29.07	03.88	07.65	15.09	0:59.38	0:59.50	0:58.31	0:08.12 [9]	0:37.19 [8]	1:07.51 [8]	1:36.70 [9]	2:05.83	1:57.69	1:57.73	+6m	9.48m
		Chris Alford	Q4	Q1			202m	805m	805m	808m	112m	403m	402m	403m	406m				
5	3	MAJESTIC TOOTH	53.42	0:29.19	03.67	06.92	13.45	1:00.03	0:59.68	0:59.10	0:06.90 [3]	0:36.45 [3]	1:06.94 [4]	1:36.13 [4]	2:06.05	1:59.13	1:57.94	+2m	12.48m
		Ellen Tormey	Lead	Q3			202m	806m	806m	810m	108m	403m	402m	404m	406m				
6	5	PROHIBITED GRACE	53.75	0:29.23	03.67	06.91	13.78	1:00.45	0:59.43	0:59.11	0:06.80 [2]	0:37.05 [7]	1:07.26 [7]	1:36.48 [7]	2:06.36	1:59.56	1:58.22	+25m	16.55m
		Matthew Whittle	Lead	Q3			205m	819m	814m	820m	107m	411m	408m	406m	413m				
7	9	CLAUDYS HERO	53.03	0:28.69	03.93	07.75	15.49	0:59.35	0:58.81	0:59.28	0:08.20 [10]	0:37.43 [9]	1:07.55 [9]	1:36.23 [5]	2:06.83	1:58.63	1:58.67	+28m	22.93m
		Kyle Marshall	Q1	Q3			203m	818m	817m	819m	111m	409m	409m	408m	411m				

Note: Timing is based on positional data.

[] Indicates rank at the end of each section

--:-- No data available for this section

N/A Information not available



HARNESS RACING VICTORIA

Melton-Professional-2026-05-09

Race 5: DYNAMIC PRINT GROUP TROT - 1720m

09 May 2026 - 7:39PM



RANK	TAB	Horse/ Driver	Top Speed (Km/h)	Fastest Section	First 50m	First 100m	First 200m	First Half	Middle Half	Last Half	Lead Time	1st Quarter	2nd Quarter	3rd Quarter	4th Quarter	Last Mile	Mile Rate	Distance Travelled	Gross Time/ Margin
												0:35.67 (0:28.86)	1:06.19 (0:30.52)	1:35.31 (0:29.12)	2:05.12 (0:29.81)				
8	4	FAITH FULL	54.11	0:29.61	03.68	06.88	13.21	1:00.16	1:00.11	1:01.03	0:06.81 [1]	0:36.46 [4]	1:06.96 [5]	1:36.56 [8]	2:08.00	2:01.19	1:59.76	+15m	38.61m
		Matthew Gath	Lead	Q3			203m	816m	812m	814m	108m	408m	408m	405m	409m				
9	10	IJUSTCALLEDTOSAY	52.99	0:29.33	03.85	07.15	13.93	0:59.21	0:59.32	1:01.47	0:07.37 [6]	0:36.69 [6]	1:06.56 [3]	1:36.01 [3]	2:08.04	2:00.68	1:59.80	+24m	39.17m
		Kylie Sugars	Q1	Q1			204m	819m	816m	814m	111m	408m	411m	405m	410m				
10	2	KYVALLEY MICHAEL	50.72	0:30.37	04.00	07.75	16.41	1:03.71	1:01.56	1:05.40	0:07.70 [8]	0:41.04 [10]	1:11.41 [10]	1:42.59 [10]	2:16.80	2:09.11	2:08.00	+9m	156.68m
		Tristan Larsen	Q2	Q2			205m	812m	808m	810m	107m	408m	404m	404m	407m				

Scratched: SIR EROS (6)

Note: Timing is based on positional data.

[] Indicates rank at the end of each section


--:-- No data available for this section

N/A Information not available

Melton-Professional-2026-05-09

Race 6: BENSTUD STANDARDBREDS NMW PACE - 2240m

09 May 2026 - 8:10PM



HARNESS RACING VICTORIA

RANK	TAB	Horse/ Driver	Top Speed (Km/h)	Fastest Section	First 50m	First 100m	First 200m	First Half	Middle Half	Last Half	Lead Time 0:44.57	1st Quarter	2nd Quarter	3rd Quarter	4th Quarter	Last Mile	Mile Rate	Distance Travelled	Gross Time/ Margin
												1:15.42 (0:30.84)	1:44.90 (0:29.48)	2:13.00 (0:28.10)	2:42.43 (0:29.43)				
1	5	HEATSEEKER	58.46	0:28.09	03.51	06.48	12.07	1:00.31	0:57.56	0:57.41	0:44.57 [1]	1:15.42 [1]	1:44.90 [1]	2:13.00 [1]	2:42.32	1:57.72	1:56.61	+13m	2:42.32
		Ewa Justice	Lead	Q3			202m	807m	808m	812m		634m	404m	403m	406m				
2	4	WHERE IS WOODY	54.04	0:28.07	03.67	07.08	13.91	1:00.19	0:57.55	0:56.19	0:46.04 [9]	1:16.80 [9]	1:46.23 [9]	2:14.35 [9]	2:42.43	1:56.38	1:56.69	+9m	1.48m
		Anne-Maree Conroy	Q4	Q4			205m	806m	808m	808m		635m	404m	402m	405m				
3	9	HIGHLANDHARTBREAKA	54.86	0:28.12	03.61	06.81	13.33	1:00.20	0:57.56	0:56.65	0:45.63 [7]	1:16.38 [7]	1:45.83 [7]	2:13.95 [7]	2:42.48	1:56.85	1:56.73	+16m	2.19m
		Kate Gath	Lead	Q3			202m	806m	807m	813m		637m	404m	402m	405m				
4	8	THE SPORTZ STAR	55.98	0:28.13	03.55	06.65	12.56	1:00.26	0:57.59	0:57.45	0:45.22 [5]	1:16.03 [5]	1:45.49 [5]	2:13.62 [4]	2:42.94	1:57.71	1:57.06	+15m	8.36m
		Kerryn Manning	Lead	Q3			202m	806m	808m	813m		636m	404m	403m	406m				
5	3	KISS ME MINI NZ	54.79	0:27.85	03.56	06.79	13.23	1:00.18	0:57.33	0:56.90	0:45.92 [8]	1:16.62 [8]	1:46.10 [8]	2:13.95 [6]	2:43.01	1:57.08	1:57.12	+33m	9.39m
		Jordan Leedham	Lead	Q3			204m	816m	814m	819m		638m	408m	408m	406m				
6	1	WILD CARD NZ	56.45	0:28.14	03.54	06.62	12.39	1:00.30	0:57.62	0:57.85	0:45.00 [3]	1:15.81 [3]	1:45.28 [3]	2:13.42 [2]	2:43.13	1:58.15	1:57.20	+10m	10.89m
		Michael Bellman	Lead	Q3			202m	807m	809m	812m		632m	404m	403m	406m				
7	10	OH SWEET CREATURE	53.32	0:28.06	03.68	06.96	13.78	1:00.16	0:57.54	0:56.70	0:46.30 [10]	1:16.98 [10]	1:46.46 [10]	2:14.53 [10]	2:43.17	1:56.86	1:57.23	+34m	11.44m
		Rebecca Bartley	Q3	Q3			204m	815m	812m	816m		643m	408m	407m	404m				

Note: Timing is based on positional data.

[] Indicates rank at the end of each section

-:--:- No data available for this section

N/A Information not available

Melton-Professional-2026-05-09

Race 6: BENSTUD STANDARDBREDS NMW PACE - 2240m

09 May 2026 - 8:10PM



HARNESS RACING VICTORIA

RANK	TAB	Horse/ Driver	Top Speed (Km/h)	Fastest Section	First 50m	First 100m	First 200m	First Half	Middle Half	Last Half	Lead Time	1st Quarter	2nd Quarter	3rd Quarter	4th Quarter	Last Mile	Mile Rate	Distance Travelled	Gross Time/ Margin
												0:44.57	1:15.42 (0:30.84)	1:44.90 (0:29.48)	2:13.00 (0:28.10)				
8	6	FEARLESS WRITER	57.85	0:28.14	03.56	06.69	12.59	1:00.28	0:57.65	0:59.17	0:45.24 [4]	1:16.02 [4]	1:45.53 [4]	2:13.67 [3]	2:44.71	1:59.46	1:58.33	+24m	32.11m
		James Herbertson	Lead	Q3			205m	814m	812m	814m	636m	407m	407m	405m	410m				
9	7	SPORTS WRACK	56.52	0:28.46	03.51	06.57	12.75	1:00.30	0:57.96	1:00.45	0:44.83 [2]	1:15.62 [2]	1:45.13 [2]	2:13.59 [5]	2:45.59	2:00.75	1:58.97	+26m	43.89m
		John Justice	Lead	Q3			207m	813m	810m	812m	641m	407m	407m	403m	408m				
10	2	LOU WILL NZ	55.12	0:28.41	03.54	06.74	12.95	1:00.22	0:57.91	1:00.78	0:45.52 [6]	1:16.24 [6]	1:45.74 [6]	2:14.15 [8]	2:46.53	2:01.00	1:59.64	+21m	56.53m
		Ellen Tormey	Lead	Q3			204m	814m	811m	811m	636m	407m	407m	404m	407m				

Note: Timing is based on positional data.

[] Indicates rank at the end of each section

--:--:-- No data available for this section

N/A Information not available

Melton-Professional-2026-05-09

Race 7: SWIFT SIGNS PACE - 2240m

09 May 2026 - 8:38PM



HARNESS RACING VICTORIA

RANK	TAB	Horse/ Driver	Top Speed (Km/h)	Fastest Section	First 50m	First 100m	First 200m	First Half	Middle Half	Last Half	Lead Time 0:43.86	1st Quarter	2nd Quarter	3rd Quarter	4th Quarter	Last Mile	Mile Rate	Distance Travelled	Gross Time/ Margin
												1:13.72 (0:29.86)	1:44.47 (0:30.75)	2:12.94 (0:28.47)	2:41.87 (0:28.93)				
1	8	INTRUSION	56.20	0:28.39	03.60	06.71	13.21	1:00.56	0:59.19	0:56.80	0:44.47 [6]	1:14.27 [5]	1:45.05 [5]	2:13.47 [6]	2:41.87	1:57.38	1:56.29	+15m	2:41.87
		Liam Older	Lead	Q4			203m	806m	806m	811m	638m	403m	402m	403m	407m				
2	2	SEA FURY NZ	56.56	0:28.46	03.56	06.62	12.94	1:00.62	0:59.21	0:57.53	0:43.86 [1]	1:13.72 [1]	1:44.47 [1]	2:12.94 [1]	2:42.01	1:58.15	1:56.40	+10m	1.95m
		James Herbertson	Lead	Q3			204m	806m	806m	811m	633m	403m	402m	404m	407m				
3	7	SOAP AND BUBBLES	55.62	0:28.02	03.77	07.20	14.20	1:00.63	0:58.70	0:56.27	0:45.13 [9]	1:15.08 [9]	1:45.76 [9]	2:13.79 [8]	2:42.04	1:56.90	1:56.41	+39m	2.24m
		Mark Pitt	Q4	Q3			207m	817m	816m	821m	640m	408m	408m	407m	414m				
4	1	GALAXY LASS	55.84	0:28.45	03.60	06.70	13.17	1:00.61	0:59.22	0:57.42	0:44.10 [3]	1:13.95 [3]	1:44.72 [3]	2:13.18 [3]	2:42.15	1:58.03	1:56.49	+9m	3.77m
		John Justice	Lead	Q3			202m	806m	806m	811m	633m	404m	402m	404m	407m				
5	5	CLYMENUS NZ	55.37	0:28.06	03.73	07.07	13.64	1:00.65	0:58.73	0:56.86	0:44.79 [7]	1:14.77 [8]	1:45.44 [8]	2:13.51 [5]	2:42.31	1:57.51	1:56.61	+37m	5.91m
		Ellen Tormey	Q3	Q3			205m	817m	816m	821m	639m	409m	408m	407m	414m				
6	4	PERUN NZ	56.66	0:28.41	03.55	06.63	13.02	1:00.70	0:59.10	0:57.64	0:44.13 [4]	1:14.13 [4]	1:44.82 [4]	2:13.23 [4]	2:42.46	1:58.34	1:56.72	+35m	7.93m
		Ewa Justice	Lead	Q3			206m	817m	814m	818m	640m	408m	408m	406m	412m				
7	6	HITTHEROADJACK NZ	53.21	0:28.51	03.73	07.13	14.09	1:00.56	0:59.28	0:57.31	0:44.84 [8]	1:14.63 [7]	1:45.39 [7]	2:13.90 [9]	2:42.70	1:57.87	1:56.89	+16m	11.14m
		Chris Alford	Q4	Q3			204m	806m	806m	814m	636m	404m	402m	404m	410m				

Note: Timing is based on positional data.

[] Indicates rank at the end of each section

--:-- No data available for this section

N/A Information not available

Melton-Professional-2026-05-09

Race 7: SWIFT SIGNS PACE - 2240m

09 May 2026 - 8:38PM



HARNESS RACING VICTORIA


RANK	TAB	Horse/ Driver	Top Speed (Km/h)	Fastest Section	First 50m	First 100m	First 200m	First Half	Middle Half	Last Half	Lead Time 0:43.86	1st Quarter	2nd Quarter	3rd Quarter	4th Quarter	Last Mile	Mile Rate	Distance Travelled	Gross Time/ Margin
												1:13.72 (0:29.86)	1:44.47 (0:30.75)	2:12.94 (0:28.47)	2:41.87 (0:28.93)				
8	9	MY LITTLE BO	55.94	0:28.50	03.62	06.73	13.09	1:00.64	0:59.19	0:58.11	0:43.96 [2]	1:13.91 [2]	1:44.60 [2]	2:13.10 [2]	2:42.71	1:58.75	1:56.90	+32m	11.3m
		Kate Gath	Lead	Q3			204m	817m	813m	814m	642m	408m	408m	405m	409m				
9	3	JACCKA CONNOR NZ	55.76	0:28.44	03.57	06.69	13.11	1:00.69	0:59.13	0:58.24	0:44.36 [5]	1:14.36 [6]	1:45.05 [6]	2:13.49 [7]	2:43.30	1:58.93	1:57.32	+29m	19.22m
		Jack Laugher	Lead	Q3			205m	817m	814m	815m	637m	408m	408m	405m	410m				

Note: Timing is based on positional data.

[] Indicates rank at the end of each section

--:--:-- No data available for this section

N/A Information not available



Melton-Professional-2026-05-09

Race 8: ALDEBARAN PARK TROT - 2240m

09 May 2026 - 9:11PM



HARNESS RACING VICTORIA

RANK	TAB	Horse/ Driver	Top Speed (Km/h)	Fastest Section	First 50m	First 100m	First 200m	First Half	Middle Half	Last Half	Lead Time	1st Quarter	2nd Quarter	3rd Quarter	4th Quarter	Last Mile	Mile Rate	Distance Travelled	Gross Time/ Margin
												0:45.56	1:17.20 (0:31.64)	1:46.19 (0:28.99)	2:15.44 (0:29.25)				
1	7	I AM WILMA	52.06	0:28.79	03.98	07.67	15.22	1:00.23	0:57.83	0:58.07	0:46.93 [7]	1:18.12 [6]	1:47.16 [6]	2:15.96 [4]	2:45.26	1:58.30	1:58.73	+36m	2:45.26
		Chris Lang	Q4	Q3			207m	817m	815m	820m	639m	409m	408m	407m	413m				
2	6	STOCKMAN PETER	53.14	0:28.80	03.97	07.54	15.05	1:00.21	0:57.82	0:57.80	0:47.27 [8]	1:18.46 [8]	1:47.47 [8]	2:16.27 [7]	2:45.28	1:58.01	1:58.75	+41m	0.36m
		James Herbertson	Q4	Q3			207m	817m	817m	822m	641m	409m	409m	408m	414m				
3	3	TWEEDLEDEE NZ	52.06	0:28.97	03.97	07.56	14.66	1:00.53	0:58.24	0:58.78	0:46.34 [4]	1:17.91 [5]	1:46.88 [4]	2:16.14 [5]	2:45.66	1:59.31	1:59.02	+6m	5.46m
		Michael Bellman	Q2	Q2			203m	806m	806m	806m	634m	403m	403m	404m	403m				
4	8	NEPHEW OF SONOKO	52.49	0:28.95	03.80	07.11	13.91	1:00.56	0:58.20	0:59.25	0:46.04 [2]	1:17.67 [3]	1:46.62 [2]	2:15.87 [3]	2:45.88	1:59.83	1:59.17	+12m	8.29m
		Jack Laugher	Lead	Q2			203m	805m	807m	810m	637m	403m	403m	404m	406m				
5	1	RAPID RETURN	52.27	0:28.99	03.79	07.13	13.62	1:00.62	0:58.24	0:59.96	0:45.56 [1]	1:17.20 [1]	1:46.19 [1]	2:15.44 [1]	2:46.16	2:00.57	1:59.38	+7m	12.1m
		Kerryn Manning	Lead	Q2			202m	806m	806m	810m	632m	403m	403m	404m	406m				
6	4	HILLTOP HUGH	52.74	0:29.13	03.77	07.07	13.57	1:00.44	0:58.34	0:59.83	0:46.10 [3]	1:17.40 [2]	1:46.53 [3]	2:15.74 [2]	2:46.37	2:00.27	1:59.53	+25m	14.94m
		Chris Alford	Lead	Q2			204m	816m	812m	813m	635m	408m	408m	404m	409m				
7	5	EBONY AVENGER	50.87	0:29.11	03.98	07.49	14.77	1:00.54	0:58.35	0:59.61	0:46.72 [6]	1:18.15 [7]	1:47.27 [7]	2:16.51 [8]	2:46.88	2:00.15	1:59.90	+13m	21.81m
		Jordan Leedham	Q2	Q2			206m	805m	805m	810m	638m	403m	402m	403m	407m				

Note: Timing is based on positional data.

[] Indicates rank at the end of each section

--:-- No data available for this section

N/A Information not available



Melton-Professional-2026-05-09

Race 8: ALDEBARAN PARK TROT - 2240m

09 May 2026 - 9:11PM



HARNESS RACING VICTORIA

RANK	TAB	Horse/ Driver	Top Speed (Km/h)	Fastest Section	First 50m	First 100m	First 200m	First Half	Middle Half	Last Half	Lead Time	1st Quarter	2nd Quarter	3rd Quarter	4th Quarter	Last Mile	Mile Rate	Distance Travelled	Gross Time/ Margin
			51.26	0:29.10								0:45.56	1:17.20 (0:31.64)	1:46.19 (0:28.99)	2:15.44 (0:29.25)	2:45.28 (0:29.84)			
8	2	AVANT GUARD			03.92	07.37	14.33	1:00.41	0:58.41	1:01.42	0:46.41 [5]	1:17.72 [4]	1:46.82 [5]	2:16.13 [6]	2:48.25	2:01.83	2:00.88	+27m	40.19m
		Ellen Tormey	Q2	Q2			204m	816m	812m	814m	637m	408m	408m	405m	409m				

Note: Timing is based on positional data.

[] Indicates rank at the end of each section

--:-- No data available for this section

N/A Information not available