


# Melton-Professional-2026-06-06

## Race 1: PRYDES EASIFEED FREE FOR ALL TROT - 2240m

06 June 2026 - 5:09PM



HARNESS RACING VICTORIA

RANK	TAB	Horse/ Driver	Top Speed (Km/h)	Fastest Section	First 50m	First 100m	First 200m	First Half	Middle Half	Last Half	Lead Time 0:44.07	1st Quarter	2nd Quarter	3rd Quarter	4th Quarter	Last Mile	Mile Rate	Distance Travelled	Gross Time/ Margin
												1:14.64 (0:30.56)	1:45.05 (0:30.41)	2:12.56 (0:27.51)	2:41.26 (0:28.70)				
1	1	I AM WILMA	54.65	0:27.55	03.80	07.04	13.31	1:00.97	0:57.90	0:55.80	0:44.49 [2]	1:15.10 [2]	1:45.45 [3]	2:13.00 [2]	2:41.26	1:56.77	1:55.86	+11m	2:41.26
		Chris Alford	Lead	Q3			202m	808m	809m	809m		634m	405m	404m	405m				
2	6	IM BOBBY	56.12	0:27.51	03.77	06.94	13.30	1:00.96	0:57.91	0:56.23	0:44.07 [1]	1:14.64 [1]	1:45.05 [1]	2:12.56 [1]	2:41.28	1:57.19	1:55.87	+33m	0.21m
		Tasmyn Potter	Q4	Q3			208m	812m	812m	815m	646m	406m	406m	406m	409m				
3	12	HOPPY NZ	54.97	0:27.82	04.19	07.76	14.57	1:00.95	0:58.14	0:55.76	0:45.38 [8]	1:16.01 [7]	1:46.33 [8]	2:14.15 [7]	2:42.10	1:56.71	1:56.46	+27m	11.27m
		Matthew Craven	Q4	Q3			203m	809m	809m	816m		642m	405m	404m	406m				
4	9	KEAYANG STUKA	53.68	0:27.85	03.91	07.28	14.01	1:00.90	0:57.86	0:56.27	0:45.18 [7]	1:16.07 [8]	1:46.08 [7]	2:13.93 [6]	2:42.35	1:57.17	1:56.64	+31m	14.55m
		Glen Craven	Q4	Q3			205m	817m	813m	813m		641m	409m	408m	405m				
5	4	MECARNO	53.42	0:27.67	03.90	07.30	14.11	1:00.84	0:57.66	0:56.93	0:44.59 [3]	1:15.43 [4]	1:45.42 [2]	2:13.10 [3]	2:42.37	1:57.77	1:56.65	+31m	14.79m
		Michael Bellman	Q3	Q3			206m	817m	813m	812m		642m	409m	408m	405m				
6	11	ARCEE PHOENIX	54.36	0:27.89	03.99	07.42	14.47	1:00.88	0:57.89	0:56.63	0:45.51 [9]	1:16.39 [9]	1:46.39 [9]	2:14.28 [8]	2:43.04	1:57.51	1:57.14	+39m	23.86m
		Chris Svanosio	Q3	Q3			205m	817m	814m	819m		643m	408m	408m	406m				
7	8	LITTLE YANKEE	54.47	0:27.72	03.83	07.08	13.37	1:00.99	0:58.08	0:57.50	0:44.77 [4]	1:15.39 [3]	1:45.75 [5]	2:13.47 [4]	2:43.25	1:58.49	1:57.29	+16m	26.66m
		Connor Ronan	Lead	Q3			202m	808m	808m	811m		637m	405m	404m	405m				

Note: Timing is based on positional data.

[ ] Indicates rank at the end of each section

--:-- No data available for this section

N/A Information not available

# Melton-Professional-2026-06-06

## Race 1: PRYDES EASIFEED FREE FOR ALL TROT - 2240m

06 June 2026 - 5:09PM



HARNESS RACING VICTORIA

RANK	TAB	Horse/Driver	Top Speed (Km/h)	Fastest Section	First 50m	First 100m	First 200m	First Half	Middle Half	Last Half	Lead Time	1st Quarter	2nd Quarter	3rd Quarter	4th Quarter	Last Mile	Mile Rate	Distance Travelled	Gross Time/Margin
8	2	<b>QUIRKY CHARACTER</b>	<b>53.17</b>	<b>0:27.81</b>	<b>03.87</b>	<b>07.26</b>	<b>13.96</b>	1:00.97	0:58.13	0:57.28	0:45.04 [6]	<b>1:15.70 [5]</b>	<b>1:46.02 [6]</b>	<b>2:13.83 [5]</b>	<b>2:43.31</b>	1:58.25	1:57.33	<b>+16m</b>	<b>27.45m</b>
		Ellen Tormey	Q3	Q3			204m	809m	809m	812m	635m	406m	403m	405m	407m				
9	5	<b>GOTFEELINGSYOUKNOW</b>	<b>54.97</b>	<b>0:29.09</b>	<b>03.79</b>	<b>06.98</b>	<b>13.28</b>	1:00.90	1:00.72	0:59.84	0:44.76 [5]	<b>1:15.68 [6]</b>	<b>1:45.65 [4]</b>	<b>2:16.40 [10]</b>	<b>2:45.49</b>	2:00.74	1:58.89	<b>+34m</b>	<b>56.67m</b>
		Ross Payne	Lead	Q4			204m	817m	818m	820m	637m	409m	408m	409m	410m				
10	3	<b>EL RESAMO</b>	<b>51.66</b>	<b>0:28.67</b>	<b>05.16</b>	<b>08.75</b>	<b>18.51</b>	<b>0:58.12</b>	0:58.07	0:58.48	0:49.10 [10]	<b>1:17.82 [10]</b>	<b>1:47.22 [10]</b>	<b>2:15.89 [9]</b>	<b>2:45.71</b>	1:56.60	1:59.05	<b>+65m</b>	<b>59.61m</b>
		Jackie Barker	Q3	Q3			202m	<b>810m</b>	808m	811m	684m	406m	404m	404m	407m				

Scratched: STOCKMAN PETER (7), PINNIE (10)

Note: Timing is based on positional data.

[ ] Indicates rank at the end of each section

--:--:-- No data available for this section

N/A Information not available

# Melton-Professional-2026-06-06

## Race 2: GARRARDS HORSE & HOUND PACE - 1720m

06 June 2026 - 5:40PM



HARNESS RACING VICTORIA

RANK	TAB	Horse/Driver	Top Speed (Km/h)	Fastest Section	First 50m	First 100m	First 200m	First Half	Middle Half	Last Half	Lead Time	1st Quarter	2nd Quarter	3rd Quarter	4th Quarter	Last Mile	Mile Rate	Distance Travelled	Gross Time/Margin
												0:34.41 (0:28.28)	1:04.61 (0:30.20)	1:32.26 (0:27.65)	2:00.72 (0:28.46)				
1	5	HOORAH PHILTRA	60.98	0:27.65	03.42	06.28	11.98	0:58.47	0:57.84	0:56.03	0:06.12 [1]	0:34.41 [1]	1:04.61 [1]	1:32.26 [1]	2:00.65	1:54.50	1:52.88	+11m	2:00.65
		James Herbertson	Lead	Q3			203m	809m	809m	812m		110m	405m	404m	405m				
2	3	OZZIE CORKA	59.08	0:27.65	03.45	06.39	12.22	0:58.67	0:57.81	0:55.74	0:06.31 [2]	0:34.82 [2]	1:04.98 [3]	1:32.63 [3]	2:00.72	1:54.41	1:52.95	+11m	0.9m
		Daryl Douglas	Q1	Q3			202m	809m	809m	812m		110m	405m	404m	405m				
3	10	SEASIDE BOY	57.31	0:27.67	03.55	06.57	12.87	0:57.91	0:56.56	0:56.08	0:06.75 [7]	0:35.75 [8]	1:04.66 [2]	1:32.33 [2]	2:00.75	1:53.99	1:52.98	+26m	1.31m
		Mark Pitt	Lead	Q3			203m	817m	813m	814m		115m	408m	409m	405m				
4	1	YA BOTTOM DOLLAR	57.13	0:27.66	03.56	06.61	12.51	0:58.71	0:57.78	0:55.72	0:06.55 [5]	0:35.14 [3]	1:05.26 [5]	1:32.93 [5]	2:00.99	1:54.43	1:53.20	+11m	4.53m
		Rodney Petroff	Q1	Q3			200m	809m	808m	811m		111m	405m	404m	404m				
5	8	HAPPILY	55.91	0:27.64	03.64	06.77	13.12	0:58.50	0:57.78	0:55.44	0:07.06 [9]	0:35.42 [5]	1:05.56 [7]	1:33.21 [7]	2:01.01	1:53.22	1:53.22	+12m	4.8m
		Amy Day	Q1	Q3			201m	808m	809m	808m		115m	404m	404m	404m				
6	12	WILD CARD NZ	54.47	0:27.64	03.72	07.00	13.59	0:58.56	0:57.80	0:55.71	0:07.25 [11]	0:35.67 [6]	1:05.82 [9]	1:33.46 [9]	2:01.54	1:54.28	1:53.72	+13m	11.99m
		Liam Older	Q1	Q3			202m	809m	810m	809m		115m	405m	404m	405m				
7	4	KEAYANG PAYTON	56.95	0:27.78	03.51	06.56	12.71	0:58.54	0:57.40	0:56.56	0:06.45 [4]	0:35.37 [4]	1:05.00 [4]	1:32.77 [4]	2:01.56	1:55.12	1:53.75	+23m	12.4m
		Glen Craven	Lead	Q3			204m	819m	812m	814m		110m	412m	408m	405m				

Note: Timing is based on positional data.

[ ] Indicates rank at the end of each section

--:-- No data available for this section

N/A Information not available

# Melton-Professional-2026-06-06

## Race 2: GARRARDS HORSE & HOUND PACE - 1720m

06 June 2026 - 5:40PM



HARNESS RACING VICTORIA

RANK	TAB	Horse/Driver	Top Speed (Km/h)	Fastest Section	First 50m	First 100m	First 200m	First Half	Middle Half	Last Half	Lead Time	1st Quarter	2nd Quarter	3rd Quarter	4th Quarter	Last Mile	Mile Rate	Distance Travelled	Gross Time/Margin
												0:34.41 (0:28.28)	1:04.61 (0:30.20)	1:32.26 (0:27.65)	2:00.72 (0:28.46)				
8	11	MAAS BETTING AGAIN	56.70	0:27.73	03.69	06.82	13.18	0:58.52	0:57.05	0:56.13	0:07.15 [10]	0:36.35 [9]	1:05.67 [8]	1:33.39 [8]	2:01.80	1:54.65	1:53.96	+31m	15.44m
		Hannah Parish	Q1	Q3			202m	816m	814m	818m	116m	408m	408m	406m	413m				
9	6	LEAVEMEOUT	55.12	0:27.69	03.69	06.99	13.56	0:58.93	0:56.95	0:55.94	0:07.03 [8]	0:36.70 [10]	1:05.96 [10]	1:33.65 [10]	2:01.91	1:54.87	1:54.06	+21m	16.86m
		Chris Alford	Q4	Q3			205m	817m	813m	813m	111m	409m	408m	405m	408m				
10	7	PERCESSION	55.55	0:27.68	03.55	06.71	13.15	0:59.54	0:56.86	0:55.79	0:06.61 [6]	0:36.97 [11]	1:06.14 [11]	1:33.82 [11]	2:01.94	1:55.33	1:54.09	+18m	17.34m
		Lisa Miles	Lead	Q3			205m	816m	808m	812m	110m	412m	404m	404m	408m				
11	2	ALL BLAZING GUNS	57.49	0:27.76	03.51	06.54	12.52	0:58.86	0:57.31	0:56.68	0:06.44 [3]	0:35.74 [7]	1:05.28 [6]	1:33.05 [6]	2:01.98	1:55.54	1:54.13	+22m	17.92m
		Matthew Craven	Lead	Q3			202m	815m	813m	817m	110m	407m	408m	405m	412m				

Scratched: THE GOLDEN HOOK (9)

Note: Timing is based on positional data.

[ ] Indicates rank at the end of each section

-:--:- No data available for this section

N/A Information not available

# Melton-Professional-2026-06-06

## Race 3: MIMOSA HOMES TROT - 1720m

06 June 2026 - 6:07PM



HARNESS RACING VICTORIA


RANK	TAB	Horse/ Driver	Top Speed (Km/h)	Fastest Section	First 50m	First 100m	First 200m	First Half	Middle Half	Last Half	Lead Time 0:06.82	1st Quarter	2nd Quarter	3rd Quarter	4th Quarter	Last Mile	Mile Rate	Distance Travelled	Gross Time/ Margin
												0:36.67 (0:29.85)	1:06.39 (0:29.72)	1:34.60 (0:28.21)	2:05.13 (0:30.53)				
1	10	WALLIS	52.70	0:27.98	03.89	07.36	14.62	0:59.66	0:57.52	0:57.87	0:07.59 [9]	0:37.71 [6]	1:07.25 [6]	1:35.23 [4]	2:05.13	1:57.53	1:57.08	+15m	2:05.13
		James Herbertson	Q3	Q3			202m	817m	813m	812m	107m	409m	408m	404m	407m				
2	4	KAMARAN	52.92	0:28.21	03.76	07.03	13.32	0:59.43	0:57.94	0:58.85	0:06.96 [2]	0:36.67 [1]	1:06.39 [1]	1:34.60 [1]	2:05.24	1:58.28	1:57.18	+7m	1.45m
		Kerryn Manning	Q1	Q3			202m	812m	810m	811m	104m	407m	405m	405m	406m				
3	9	NAKEDTRUTH	52.92	0:28.02	03.84	07.20	14.23	0:59.47	0:57.63	0:58.43	0:07.41 [6]	0:37.28 [4]	1:06.89 [4]	1:34.92 [3]	2:05.34	1:57.90	1:57.27	+22m	2.84m
		Chris Alford	Q3	Q3			203m	819m	814m	816m	107m	410m	409m	405m	411m				
4	1	NIGHT WHISPERER	51.62	0:28.63	03.94	07.34	13.78	0:59.77	0:58.24	0:58.46	0:07.35 [4]	0:37.52 [5]	1:07.13 [5]	1:35.76 [7]	2:05.59	1:58.23	1:57.50	+5m	6.14m
		Glen Craven	Q3	Q3			200m	810m	807m	810m	105m	405m	404m	403m	408m				
5	7	THE SKY IS THE LI	52.78	0:27.96	03.89	07.44	14.74	1:00.51	0:57.39	0:57.76	0:07.50 [7]	0:38.57 [9]	1:08.00 [10]	1:35.97 [8]	2:05.77	1:58.27	1:57.67	+23m	8.6m
		John Caldwell	Q3	Q3			206m	822m	814m	818m	104m	413m	409m	406m	412m				
6	6	MOJITO MADNESS	52.60	0:28.01	03.98	07.56	14.71	0:59.95	0:57.55	0:58.34	0:07.65 [10]	0:38.05 [8]	1:07.59 [8]	1:35.60 [6]	2:05.94	1:58.28	1:57.83	+18m	10.89m
		Liam Older	Q3	Q3			204m	819m	813m	815m	104m	410m	409m	405m	410m				
7	8	BOUTIKA	51.52	0:28.62	03.93	07.35	14.28	0:59.80	0:58.21	0:58.56	0:07.66 [8]	0:37.87 [7]	1:07.45 [7]	1:36.07 [9]	2:06.02	1:58.37	1:57.91	+8m	11.91m
		Ashley Ainsworth	Q3	Q3			201m	810m	808m	811m	107m	405m	405m	403m	408m				

Note: Timing is based on positional data.

[ ] Indicates rank at the end of each section

--:-- No data available for this section

N/A Information not available



HARNESS RACING VICTORIA

# Melton-Professional-2026-06-06

## Race 3: MIMOSA HOMES TROT - 1720m

06 June 2026 - 6:07PM



RANK	TAB	Horse/ Driver	Top Speed (Km/h)	Fastest Section	First 50m	First 100m	First 200m	First Half	Middle Half	Last Half	Lead Time	1st Quarter	2nd Quarter	3rd Quarter	4th Quarter	Last Mile	Mile Rate	Distance Travelled	Gross Time/ Margin
												0:36.67 (0:29.85)	1:06.39 (0:29.72)	1:34.60 (0:28.21)	2:05.13 (0:30.53)				
8	2	PRETTYBOY HARRY	52.99	0:28.11	03.85	07.16	13.38	0:59.47	0:57.73	0:59.71	0:07.08 [3]	0:36.94 [2]	1:06.56 [2]	1:34.67 [2]	2:06.27	1:59.18	1:58.14	+14m	15.26m
		Ashley Manton	Lead	Q3			200m	817m	813m	813m	104m	408m	409m	404m	409m				
9	3	NIGHT FLIGHT	54.40	0:28.63	03.73	06.92	13.12	0:59.97	0:58.33	1:00.53	0:06.82 [1]	0:37.08 [3]	1:06.78 [3]	1:35.42 [5]	2:07.33	2:00.50	1:59.14	+4m	29.54m
		Ewa Justice	Lead	Q3			201m	809m	809m	810m	104m	405m	404m	405m	405m				
10	5	CLAUDYS HERO	51.95	0:28.43	03.91	07.37	14.31	1:00.55	0:57.54	0:59.75	0:07.35 [5]	0:38.79 [10]	1:07.89 [9]	1:36.32 [10]	2:07.65	2:00.30	1:59.43	+18m	33.82m
		Kyle Marshall	Q3	Q3			204m	819m	808m	815m	104m	414m	405m	403m	412m				

Note: Timing is based on positional data.

[ ] Indicates rank at the end of each section

--:-- No data available for this section

N/A Information not available

# Melton-Professional-2026-06-06

## Race 4: HIP POCKET CASTLEMAINE PACE - 2240m

06 June 2026 - 6:38PM



HARNESS RACING VICTORIA

RANK	TAB	Horse/ Driver	Top Speed (Km/h)	Fastest Section	First 50m	First 100m	First 200m	First Half	Middle Half	Last Half	Lead Time 0:44.96	1st Quarter	2nd Quarter	3rd Quarter	4th Quarter	Last Mile	Mile Rate	Distance Travelled	Gross Time/ Margin
												1:16.04 (0:31.08)	1:46.00 (0:29.96)	2:13.65 (0:27.65)	2:41.33 (0:27.68)				
1	1	THE ART OF SUCCESS	58.03	0:27.65	03.53	06.53	12.63	1:01.04	0:57.61	0:55.33	0:44.96 [1]	1:16.04 [1]	1:46.00 [1]	2:13.65 [1]	2:41.33	1:56.37	1:55.91	+11m	2:41.33
		Mark Pitt	Lead	Q3			203m	808m	808m	811m		632m	404m	404m	404m				
2	8	LE BELLE BIJOUX	54.58	0:27.55	03.67	06.85	13.35	1:01.02	0:57.62	0:55.17	0:45.47 [4]	1:16.50 [5]	1:46.51 [5]	2:14.13 [5]	2:41.68	1:56.19	1:56.16	+16m	4.73m
		Ellen Tormey	Q3	Q4			203m	808m	808m	810m		638m	404m	404m	404m				
3	2	KOMODO	55.87	0:27.63	03.62	06.72	12.97	1:01.04	0:57.61	0:55.43	0:45.27 [2]	1:16.33 [4]	1:46.30 [3]	2:13.94 [2]	2:41.75	1:56.47	1:56.21	+13m	5.62m
		Aaron Dunn	Lead	Q3			203m	808m	808m	811m		633m	404m	404m	404m				
4	4	CLYMENUS NZ	55.69	0:27.71	03.56	06.68	13.12	1:00.88	0:58.05	0:55.52	0:45.64 [5]	1:16.18 [2]	1:46.53 [4]	2:14.23 [6]	2:42.05	1:56.40	1:56.42	+33m	9.63m
		Jack Laugher	Lead	Q3			204m	817m	813m	817m		638m	410m	408m	405m				
5	6	BUBBA SCRUB NZ	54.76	0:27.57	03.74	07.16	14.13	1:01.01	0:57.54	0:55.34	0:45.84 [6]	1:16.88 [7]	1:46.84 [8]	2:14.43 [7]	2:42.20	1:56.35	1:56.53	+13m	11.67m
		Jackie Barker	Q3	Q3			204m	808m	808m	811m		634m	404m	404m	404m				
6	9	SWEET IDEAL	54.65	0:27.26	03.74	07.00	13.75	1:00.49	0:56.87	0:55.56	0:46.23 [8]	1:17.11 [8]	1:46.73 [7]	2:13.99 [4]	2:42.30	1:56.06	1:56.60	+42m	12.99m
		Darryl Lawlor	Q3	Q3			204m	820m	818m	820m		642m	410m	410m	408m				
7	5	MY LITTLE BO	58.07	0:27.79	03.51	06.50	12.92	1:01.42	0:58.24	0:55.68	0:45.35 [3]	1:16.32 [3]	1:46.77 [6]	2:14.55 [8]	2:42.45	1:57.10	1:56.71	+26m	15.07m
		Kate Gath	Lead	Q3			205m	816m	813m	813m		637m	408m	407m	405m				

Note: Timing is based on positional data.

[ ] Indicates rank at the end of each section


--:-- No data available for this section

N/A Information not available

# Melton-Professional-2026-06-06

## Race 4: HIP POCKET CASTLEMAINE PACE - 2240m

06 June 2026 - 6:38PM



HARNESS RACING VICTORIA

RANK	TAB	Horse/ Driver	Top Speed (Km/h)	Fastest Section	First 50m	First 100m	First 200m	First Half	Middle Half	Last Half	Lead Time	1st Quarter	2nd Quarter	3rd Quarter	4th Quarter	Last Mile	Mile Rate	Distance Travelled	Gross Time/ Margin
			54.36	0:27.74									0:44.96	1:16.04 (0:31.08)	1:46.00 (0:29.96)	2:13.65 (0:27.65)	2:41.33 (0:27.68)		
8	3	TOORAM MAGIC			03.70	06.93	13.42	1:00.27	0:57.25	0:56.30	0:45.92 [7]	1:16.68 [6]	1:46.20 [2]	2:13.93 [3]	2:42.51	1:56.56	1:56.75	+33m	15.81m
		Alex Ashwood	Q3	Q3			205m	819m	815m	815m	639m	409m	410m	405m	410m				

Scratched: DAY TWO (7)

Note: Timing is based on positional data.

[ ] Indicates rank at the end of each section


--:-- No data available for this section

N/A Information not available

# Melton-Professional-2026-06-06

Race 5: BREEDERS CROWN 3YO NOMS NOW OPEN FREE FOR ALL - 2240m

06 June 2026 - 7:06PM



HARNESS RACING VICTORIA

RANK	TAB	Horse/ Driver	Top Speed (Km/h)	Fastest Section	First 50m	First 100m	First 200m	First Half	Middle Half	Last Half	Lead Time 0:44.26	1st Quarter	2nd Quarter	3rd Quarter	4th Quarter	Last Mile	Mile Rate	Distance Travelled	Gross Time/ Margin
												1:14.33 (0:30.07)	1:44.75 (0:30.42)	2:12.31 (0:27.56)	2:39.25 (0:26.94)				
1	3	OLIVER DAN	56.09	0:26.94	03.57	06.68	13.15	1:00.49	0:57.98	0:54.50	0:44.26 [1]	1:14.33 [1]	1:44.75 [1]	2:12.31 [1]	2:39.25	1:54.99	1:54.41	+12m	2:39.25
		James Herbertson	Lead	Q4			204m	809m	808m	809m		635m	404m	405m	403m				
2	1	FOX DAN	56.30	0:26.72	03.55	06.64	13.42	1:00.47	0:57.95	0:54.28	0:44.56 [2]	1:14.66 [2]	1:45.04 [3]	2:12.62 [3]	2:39.34	1:54.76	1:54.48	+13m	1.23m
		Ryan Sanderson	Q4	Q4			202m	809m	808m	810m		634m	405m	404m	404m				
3	2	ULTIMATE VINNIE	56.02	0:26.83	03.59	06.78	13.91	1:00.06	0:57.76	0:54.39	0:45.25 [6]	1:15.11 [5]	1:45.31 [4]	2:12.87 [4]	2:39.70	1:54.45	1:54.73	+29m	5.98m
		Allan McDonough	Q4	Q4			203m	817m	813m	815m		637m	409m	408m	405m				
4	8	DANGEROUS	55.94	0:27.10	03.65	06.77	13.44	1:00.50	0:57.93	0:54.61	0:44.85 [3]	1:14.93 [4]	1:45.35 [5]	2:12.85 [5]	2:39.96	1:55.11	1:54.92	+15m	9.47m
		Abby Sanderson	Q4	Q4			202m	809m	807m	809m		637m	405m	404m	403m				
5	4	MY ULTIMATE BARNEY	55.58	0:27.43	03.57	06.81	13.76	1:00.12	0:57.64	0:55.15	0:44.89 [4]	1:14.80 [3]	1:45.01 [2]	2:12.44 [2]	2:40.16	1:55.27	1:55.07	+30m	12.22m
		Kate Gath	Q4	Q3			205m	817m	812m	813m		640m	409m	408m	404m				
6	6	ITS CONFIDENTIAL	55.73	0:27.18	03.88	07.25	14.14	1:00.05	0:57.71	0:54.71	0:45.48 [8]	1:15.34 [7]	1:45.52 [6]	2:13.05 [7]	2:40.24	1:54.76	1:55.12	+31m	13.28m
		Tasmyn Potter	Q4	Q4			205m	818m	813m	814m		639m	410m	408m	405m				
7	9	TRIPLE EIGHT NZ	56.77	0:27.27	03.69	06.90	13.69	1:00.47	0:57.95	0:54.83	0:45.14 [5]	1:15.22 [6]	1:45.61 [7]	2:13.18 [8]	2:40.46	1:55.30	1:55.28	+16m	16.2m
		Glen Craven	Q4	Q4			202m	810m	808m	809m		637m	405m	405m	403m				

Note: Timing is based on positional data.

[ ] Indicates rank at the end of each section

-:--:- No data available for this section

N/A Information not available

# Melton-Professional-2026-06-06

Race 5: BREEDERS CROWN 3YO NOMS NOW OPEN FREE FOR ALL - 2240m

06 June 2026 - 7:06PM



HARNESS RACING VICTORIA

RANK	TAB	Horse/ Driver	Top Speed (Km/h)	Fastest Section	First 50m	First 100m	First 200m	First Half	Middle Half	Last Half	Lead Time 0:44.26	1st Quarter	2nd Quarter	3rd Quarter	4th Quarter	Last Mile	Mile Rate	Distance Travelled	Gross Time/ Margin
												1:14.33 (0:30.07)	1:44.75 (0:30.42)	2:12.31 (0:27.56)	2:39.25 (0:26.94)				
8	5	<b>FORTY LOVE</b>	<b>56.12</b>	<b>0:27.15</b>	<b>03.69</b>	<b>07.04</b>	<b>14.45</b>	1:00.09	<b>0:57.40</b>	0:54.56	0:45.84 [9]	<b>1:15.69 [9]</b>	<b>1:45.94 [8]</b>	<b>2:13.09 [6]</b>	<b>2:40.52</b>	1:54.67	1:55.32	<b>+38m</b>	<b>16.95m</b>
		Aaron Dunn	Q4	Q3			206m	818m	<b>815m</b>	819m	640m	<b>410m</b>	408m	<b>407m</b>	412m				
9	7	<b>OUR LUCIANO</b>	<b>56.05</b>	<b>0:27.14</b>	<b>03.88</b>	<b>07.41</b>	<b>14.50</b>	1:00.45	0:57.88	0:54.64	0:45.48 [7]	<b>1:15.55 [8]</b>	<b>1:45.93 [9]</b>	<b>2:13.43 [9]</b>	<b>2:40.56</b>	1:55.09	1:55.36	<b>+16m</b>	<b>17.68m</b>
		Alex Ashwood	Q4	Q4			205m	808m	807m	812m	636m	404m	404m	403m	409m				

Note: Timing is based on positional data.

[ ] Indicates rank at the end of each section

--:--:-- No data available for this section

N/A Information not available

# Melton-Professional-2026-06-06

## Race 6: IRT TROT - 2240m

06 June 2026 - 7:36PM



HARNESS RACING VICTORIA

RANK	TAB	Horse/ Driver	Top Speed (Km/h)	Fastest Section	First 50m	First 100m	First 200m	First Half	Middle Half	Last Half	Lead Time 0:44.57	1st Quarter	2nd Quarter	3rd Quarter	4th Quarter	Last Mile	Mile Rate	Distance Travelled	Gross Time/ Margin
												1:17.11 (0:32.53)	1:48.56 (0:31.45)	2:17.70 (0:29.14)	2:47.54 (0:29.84)				
1	3	MITCHELL WRAP	54.83	0:29.13	03.65	06.82	13.12	1:03.94	1:00.55	0:58.66	0:44.94 [2]	1:17.45 [3]	1:48.87 [3]	2:18.01 [4]	2:47.54	2:02.60	2:00.37	+14m	2:47.54
		Kerryn Manning	Lead	Q3			204m	810m	809m	810m	635m	405m	405m	404m	406m				
2	4	RINGER WELLS	53.53	0:29.14	03.66	06.92	13.50	1:03.98	1:00.59	0:59.37	0:44.57 [1]	1:17.11 [1]	1:48.56 [1]	2:17.70 [1]	2:47.94	2:03.35	2:00.65	+18m	5.3m
		Alex Ashwood	Lead	Q3			204m	810m	808m	810m	638m	405m	405m	403m	407m				
3	1	PARIS KAY	53.14	0:29.11	03.82	07.16	13.76	1:03.93	1:00.52	0:58.46	0:45.55 [6]	1:18.07 [7]	1:49.48 [7]	2:18.57 [9]	2:47.94	2:02.39	2:00.66	+14m	5.38m
		Josh Duggan	Q4	Q3			202m	809m	808m	812m	633m	405m	405m	403m	409m				
4	5	AVANT GUARD	51.66	0:29.05	03.75	07.13	14.18	1:03.47	1:00.50	0:59.10	0:45.40 [4]	1:17.41 [2]	1:48.86 [2]	2:17.91 [2]	2:47.97	2:02.56	2:00.67	+35m	5.7m
		James Herbertson	Lead	Q3			206m	818m	813m	814m	643m	410m	408m	405m	409m				
5	2	MAJESTIC TOOTH	54.04	0:29.13	03.62	06.84	13.43	1:03.93	1:00.44	0:59.09	0:45.23 [3]	1:17.84 [5]	1:49.15 [5]	2:18.28 [6]	2:48.24	2:03.02	2:00.87	+9m	9.43m
		Ellen Tormey	Lead	Q3			202m	809m	807m	807m	632m	406m	404m	403m	404m				
6	8	IRON WOMEN	51.98	0:29.12	03.86	07.25	14.17	1:03.70	1:00.55	0:58.87	0:45.75 [7]	1:18.02 [6]	1:49.45 [6]	2:18.56 [8]	2:48.33	2:02.56	2:00.93	+39m	10.53m
		Kate Gath	Lead	Q3			205m	819m	814m	817m	643m	410m	409m	405m	412m				
7	6	TWEEDLEDEE NZ	52.99	0:28.49	03.78	07.31	14.62	1:03.42	0:59.63	0:58.83	0:46.09 [8]	1:18.37 [8]	1:49.50 [8]	2:17.99 [3]	2:48.34	2:02.25	2:00.94	+39m	10.65m
		Chris Alford	Q3	Q3			205m	820m	820m	820m	639m	410m	411m	409m	412m				

Note: Timing is based on positional data.

[ ] Indicates rank at the end of each section

--:--:-- No data available for this section

N/A Information not available

# Melton-Professional-2026-06-06

Race 6: IRT TROT - 2240m

06 June 2026 - 7:36PM



HARNESS RACING VICTORIA


RANK	TAB	Horse/ Driver	Top Speed (Km/h)	Fastest Section	First 50m	First 100m	First 200m	First Half	Middle Half	Last Half	Lead Time	1st Quarter	2nd Quarter	3rd Quarter	4th Quarter	Last Mile	Mile Rate	Distance Travelled	Gross Time/ Margin
												0:44.57	1:17.11 (0:32.53)	1:48.56 (0:31.45)	2:17.70 (0:29.14)				
8	9	OUR MARVELLA NZ	53.06	0:29.13	03.71	06.96	13.66	1:03.75	1:00.56	0:59.39	0:45.40 [5]	1:17.72 [4]	1:49.14 [4]	2:18.27 [5]	2:48.53	2:03.14	2:01.08	+39m	13.22m
		John Caldwell	Lead	Q3			204m	819m	814m	817m	643m	410m	408m	405m	412m				
9	7	IJUSTCALLEDTOSAY	52.74	0:28.52	03.75	07.21	14.72	1:03.42	0:59.66	0:59.09	0:46.37 [9]	1:18.65 [9]	1:49.80 [9]	2:18.32 [7]	2:48.90	2:02.51	2:01.34	+38m	18.18m
		Kylie Sugars	Q3	Q3			208m	813m	814m	823m	641m	407m	406m	408m	415m				

Note: Timing is based on positional data.

[ ] Indicates rank at the end of each section

--:--:-- No data available for this section

N/A Information not available



# Melton-Professional-2026-06-06

## Race 7: SWIFT SIGNS 3YO PACE - 2240m

06 June 2026 - 8:07PM



HARNESS RACING VICTORIA


RANK	TAB	Horse/ Driver	Top Speed (Km/h)	Fastest Section	First 50m	First 100m	First 200m	First Half	Middle Half	Last Half	Lead Time 0:43.42	1st Quarter	2nd Quarter	3rd Quarter	4th Quarter	Last Mile	Mile Rate	Distance Travelled	Gross Time/ Margin
												1:13.88 (0:30.46)	1:44.13 (0:30.25)	2:12.39 (0:28.26)	2:40.31 (0:27.92)				
1	5	LUVTOBEUPTOME	55.62	0:27.92	03.61	06.72	12.74	1:00.71	0:58.50	0:56.17	0:43.42 [1]	1:13.88 [1]	1:44.13 [1]	2:12.39 [1]	2:40.31	1:56.88	1:55.17	+20m	2:40.31
		Josh Duggan	Lead	Q4			206m	810m	808m	811m		640m	405m	405m	403m				
2	6	MOST EXCITING	54.90	0:27.94	03.65	06.81	13.04	1:00.25	0:58.40	0:56.13	0:43.98 [3]	1:14.03 [2]	1:44.23 [2]	2:12.41 [2]	2:40.35	1:56.38	1:55.20	+36m	0.6m
		Mark Pitt	Lead	Q4			205m	818m	815m	817m		641m	410m	409m	406m				
3	7	LE CARDINAL	56.95	0:27.59	03.76	07.01	13.40	0:59.93	0:58.12	0:55.56	0:44.97 [7]	1:14.77 [6]	1:44.90 [6]	2:12.89 [4]	2:40.49	1:55.51	1:55.30	+39m	2.43m
		Amy Day	Q3	Q4			206m	819m	816m	818m		642m	410m	409m	408m				
4	3	SOLS ME NAME	56.23	0:27.82	03.57	06.66	12.43	1:00.73	0:58.51	0:56.07	0:43.76 [2]	1:14.23 [3]	1:44.49 [3]	2:12.73 [3]	2:40.56	1:56.80	1:55.35	+19m	3.42m
		James Herbertson	Lead	Q4			204m	811m	809m	811m		636m	406m	405m	404m				
5	8	DUSTY PHILTRA	55.33	0:28.19	03.74	06.98	13.51	1:00.80	0:58.43	0:56.70	0:44.44 [5]	1:15.00 [7]	1:45.23 [7]	2:13.42 [7]	2:41.94	1:57.50	1:56.34	+29m	21.83m
		Kerryn Manning	Q3	Q3			203m	813m	813m	816m		640m	406m	407m	406m				
6	2	SCOOTER LOU	56.23	0:28.28	03.60	06.71	12.41	1:00.76	0:58.53	0:57.17	0:44.03 [4]	1:14.54 [5]	1:44.79 [5]	2:13.07 [5]	2:41.96	1:57.93	1:56.36	+14m	22.21m
		Aaron Dunn	Lead	Q3			202m	811m	810m	808m		635m	406m	405m	405m				
7	4	SPRINGFIELD RIVER	53.57	0:28.67	03.75	07.04	13.26	1:00.02	0:58.84	1:01.21	0:44.50 [6]	1:14.36 [4]	1:44.53 [4]	2:13.20 [6]	2:45.74	2:01.23	1:59.08	+33m	72.87m
		Kyle Marshall	Lead	Q3			204m	819m	815m	812m		641m	410m	409m	406m				

Note: Timing is based on positional data.

[ ] Indicates rank at the end of each section

--:-- No data available for this section

N/A Information not available



HARNESS RACING VICTORIA

# Melton-Professional-2026-06-06

Race 7: SWIFT SIGNS 3YO PACE - 2240m

06 June 2026 - 8:07PM



**Scratched:** ONE GOLDEN DEAL (1)

---

Note: Timing is based on positional data.

[ ] Indicates rank at the end of each section

--:-- No data available for this section


N/A Information not available

Data processed by  TRIPLESDATA

# Melton-Professional-2026-06-06

## Race 8: BENSTUD STANDARDBREDS PACE - 1720m

06 June 2026 - 8:38PM



HARNESS RACING VICTORIA

RANK	TAB	Horse/ Driver	Top Speed (Km/h)	Fastest Section	First 50m	First 100m	First 200m	First Half	Middle Half	Last Half	Lead Time 0:06.41	1st Quarter	2nd Quarter	3rd Quarter	4th Quarter	Last Mile	Mile Rate	Distance Travelled	Gross Time/ Margin
												0:34.28 (0:27.88)	1:04.74 (0:30.45)	1:32.74 (0:28.00)	2:00.69 (0:27.95)				
1	1	I AM THE STORM	57.67	0:27.89	03.52	06.53	12.55	0:58.34	0:58.45	0:55.95	0:06.41 [1]	0:34.28 [1]	1:04.74 [1]	1:32.74 [1]	2:00.69	1:54.28	1:52.92	+9m	2:00.69
		Mark Pitt	Lead	Q1			201m	809m	808m	810m		110m	404m	404m	404m				
2	9	ODIN	55.48	0:27.50	03.62	06.75	13.19	0:58.37	0:58.41	0:55.47	0:07.04 [7]	0:34.96 [4]	1:05.40 [5]	1:33.37 [4]	2:00.88	1:53.84	1:53.10	+13m	2:58m
		James Herbertson	Lead	Q4			202m	808m	809m	811m		114m	404m	404m	405m				
3	8	PERUN NZ	56.66	0:27.73	03.57	06.68	12.92	0:58.21	0:58.46	0:55.85	0:06.87 [6]	0:34.60 [3]	1:05.08 [3]	1:33.06 [3]	2:00.93	1:54.06	1:53.15	+15m	3:27m
		Liam Older	Q1	Q1			201m	810m	809m	810m		114m	405m	405m	404m				
4	10	GOOD TOBE LOCKSLEY	54.58	0:27.64	03.67	06.88	13.49	0:58.55	0:58.42	0:55.56	0:07.10 [8]	0:35.17 [6]	1:05.65 [7]	1:33.57 [6]	2:01.22	1:54.13	1:53.41	+13m	7:07m
		Michael Bellman	Q1	Q4			202m	808m	810m	812m		114m	404m	404m	406m				
5	11	KARTIARE	55.40	0:27.76	03.67	06.94	13.67	0:58.49	0:58.32	0:55.70	0:07.45 [10]	0:35.56 [8]	1:05.94 [8]	1:33.88 [8]	2:01.65	1:54.19	1:53.82	+30m	12:93m
		Chris Alford	Q4	Q4			204m	816m	812m	817m		117m	408m	408m	404m				
6	4	ISOLATION	56.12	0:28.01	03.55	06.65	12.87	0:58.44	0:58.42	0:56.72	0:06.54 [3]	0:34.56 [2]	1:04.98 [2]	1:32.99 [2]	2:01.70	1:55.16	1:53.87	+23m	13.6m
		Ewa Justice	Lead	Q3			204m	820m	812m	813m		110m	412m	408m	404m				
7	3	JAZZY MELEA	57.02	0:28.02	03.53	06.56	12.74	0:58.88	0:58.41	0:56.49	0:06.45 [2]	0:34.94 [5]	1:05.33 [4]	1:33.35 [5]	2:01.82	1:55.37	1:53.98	+19m	15:17m
		Aaron Dunn	Lead	Q3			203m	815m	811m	814m		110m	408m	407m	404m				

Note: Timing is based on positional data.

[ ] Indicates rank at the end of each section

--:-- No data available for this section

N/A Information not available



HARNESS RACING VICTORIA

# Melton-Professional-2026-06-06

## Race 8: BENSTUD STANDARDBREDS PACE - 1720m

06 June 2026 - 8:38PM



RANK	TAB	Horse/Driver	Top Speed (Km/h)	Fastest Section	First 50m	First 100m	First 200m	First Half	Middle Half	Last Half	Lead Time	1st Quarter	2nd Quarter	3rd Quarter	4th Quarter	Last Mile	Mile Rate	Distance Travelled	Gross Time/Margin
8	7	<b>BIG BAD OSSIE</b>	<b>54.76</b>	<b>0:27.91</b>	<b>03.77</b>	<b>07.31</b>	<b>14.20</b>	0:58.54	0:58.28	0:55.87	0:07.47 [9]	<b>0:35.63 [9]</b>	<b>1:06.01 [9]</b>	<b>1:33.92 [9]</b>	<b>2:01.88</b>	1:54.41	1:54.03	<b>+13m</b>	<b>15.92m</b>
		Ryan Sanderson	Q4	Q3			203m	809m	809m	812m	111m	406m	404m	405m	407m				
9	5	<b>HITTHEROADJACK NZ</b>	<b>55.08</b>	<b>0:27.71</b>	<b>03.61</b>	<b>06.76</b>	<b>13.18</b>	0:59.55	0:58.32	0:55.65	0:06.68 [5]	<b>0:35.84 [10]</b>	<b>1:06.23 [10]</b>	<b>1:34.18 [10]</b>	<b>2:01.90</b>	1:55.20	1:54.05	<b>+18m</b>	<b>16.23m</b>
		Taylor Youl	Q1	Q4			205m	818m	809m	811m	110m	413m	405m	404m	406m				
10	2	<b>JACCKA CONNOR NZ</b>	<b>56.02</b>	<b>0:27.98</b>	<b>03.61</b>	<b>06.73</b>	<b>12.99</b>	0:58.95	0:58.39	0:56.91	0:06.61 [4]	<b>0:35.15 [7]</b>	<b>1:05.56 [6]</b>	<b>1:33.54 [7]</b>	<b>2:02.47</b>	1:55.86	1:54.59	<b>+21m</b>	<b>23.86m</b>
		Daryl Douglas	Q1	Q3			203m	816m	812m	815m	110m	408m	408m	404m	411m				

Scratched: THESTATESMAN (6)

Note: Timing is based on positional data.

[ ] Indicates rank at the end of each section

-:--:- No data available for this section

N/A Information not available

# Melton-Professional-2026-06-06

## Race 9: HYLAND RACING COLOURS PACE - 2240m

06 June 2026 - 9:11PM



HARNESS RACING VICTORIA


RANK	TAB	Horse/ Driver	Top Speed (Km/h)	Fastest Section	First 50m	First 100m	First 200m	First Half	Middle Half	Last Half	Lead Time 0:45.20	1st Quarter	2nd Quarter	3rd Quarter	4th Quarter	Last Mile	Mile Rate	Distance Travelled	Gross Time/ Margin
												1:16.35 (0:31.15)	1:47.64 (0:31.28)	2:15.89 (0:28.25)	2:42.94 (0:27.05)				
1	2	DYNAMITEDAN	55.91	0:27.04	03.68	06.78	12.86	1:02.43	0:59.52	0:55.28	0:45.20 [1]	1:16.35 [1]	1:47.64 [1]	2:15.89 [1]	2:42.94	1:57.71	1:57.07	+17m	2:42.94
		James Herbertson	Lead	Q4			204m	810m	808m	810m		637m	405m	404m	404m				
2	5	KEAYANG SWEETHEART	54.79	0:27.50	03.81	07.17	13.86	1:01.54	0:59.16	0:55.60	0:46.28 [6]	1:16.76 [3]	1:47.82 [2]	2:15.92 [2]	2:43.43	1:57.14	1:57.42	+35m	6.54m
		Glen Craven	Q4	Q4			205m	820m	813m	813m		642m	412m	408m	405m				
3	6	MISS ARI	56.16	0:27.20	03.85	07.31	14.11	1:01.82	0:59.04	0:55.17	0:46.67 [7]	1:17.41 [7]	1:48.48 [6]	2:16.45 [6]	2:43.66	1:56.99	1:57.58	+41m	9.64m
		Chris Alford	Q4	Q4			207m	818m	815m	820m		643m	410m	408m	407m				
4	4	STARZZZ DESTINY	54.50	0:27.79	03.70	06.88	13.36	1:02.15	0:59.18	0:55.90	0:45.85 [4]	1:16.93 [5]	1:47.99 [4]	2:16.10 [5]	2:43.89	1:58.05	1:57.75	+36m	12.7m
		David Miles	Lead	Q4			206m	817m	812m	815m		644m	410m	408m	405m				
5	1	MUSELET	54.47	0:27.86	03.68	06.86	13.14	1:02.42	0:59.53	0:56.11	0:45.50 [2]	1:16.65 [2]	1:47.93 [3]	2:16.18 [4]	2:44.04	1:58.53	1:57.85	+16m	14.67m
		Kerryn Manning	Lead	Q4			203m	810m	808m	810m		637m	405m	404m	404m				
6	8	TELEMACHUS	55.22	0:27.68	03.70	06.86	13.23	1:02.42	0:59.53	0:55.93	0:45.74 [3]	1:16.88 [4]	1:48.17 [5]	2:16.42 [7]	2:44.10	1:58.35	1:57.90	+19m	15.49m
		Nathan Cahir	Lead	Q4			202m	810m	808m	809m		640m	405m	405m	403m				
7	7	FIRE MARSHALL	54.65	0:27.38	03.78	07.24	14.08	1:01.79	0:58.46	0:55.49	0:46.87 [8]	1:17.57 [8]	1:48.67 [8]	2:16.05 [3]	2:44.16	1:57.28	1:57.94	+48m	16.33m
		Kyle Marshall	Q3	Q3			209m	818m	816m	820m		650m	410m	408m	408m				

Note: Timing is based on positional data.

[ ] Indicates rank at the end of each section

-:--:- No data available for this section

N/A Information not available



HARNESS RACING VICTORIA

# Melton-Professional-2026-06-06

## Race 9: HYLAND RACING COLOURS PACE - 2240m

06 June 2026 - 9:11PM



RANK	TAB	Horse/ Driver	Top Speed (Km/h)	Fastest Section	First 50m	First 100m	First 200m	First Half	Middle Half	Last Half	Lead Time	1st Quarter	2nd Quarter	3rd Quarter	4th Quarter	Last Mile	Mile Rate	Distance Travelled	Gross Time/ Margin
												0:45.20	1:16.35 (0:31.15)	1:47.64 (0:31.28)	2:15.89 (0:28.25)				
8	3	STARZINHEREYES	54.79	0:27.88	03.65	06.88	13.56	1:02.43	0:59.55	0:56.12	0:46.06 [5]	1:17.17 [6]	1:48.48 [7]	2:16.72 [8]	2:44.60	1:58.55	1:58.26	+20m	22.23m
		Daryl Douglas	Lead	Q4			205m	810m	810m	811m	639m	405m	406m	404m	406m				

Note: Timing is based on positional data.

[ ] Indicates rank at the end of each section

--:-- No data available for this section

N/A Information not available