

# Melton-Professional-2026-05-02

## Race 1: HERTZ MELTON PACE - 1720m

02 May 2026 - 5:31PM



HARNESS RACING VICTORIA


RANK	TAB	Horse/ Driver	Top Speed (Km/h)	Fastest Section	First 50m	First 100m	First 200m	First Half	Middle Half	Last Half	Lead Time 0:06.71	1st Quarter	2nd Quarter	3rd Quarter	4th Quarter	Last Mile	Mile Rate	Distance Travelled	Gross Time/ Margin
												0:35.40 (0:28.69)	1:06.47 (0:31.07)	1:36.11 (0:29.64)	2:03.92 (0:27.81)				
1	9	ZANDA MAN	55.73	0:27.46	03.57	06.69	13.15	0:59.73	1:00.68	0:57.14	0:07.04 [6]	0:35.77 [2] (0:28.73)	1:06.77 [3] (0:31.00)	1:36.45 [3] (0:29.68)	2:03.92 (0:27.46)	1:56.87	1:55.94	+11m	2:03.92
		Jackie Barker	Q1	Q4			201m	806m	806m	809m	115m	404m	402m	404m	405m	1616m			
2	7	KEAYANG WASABI	57.17	0:26.94	03.59	06.74	13.37	1:00.80	1:00.33	0:56.45	0:06.77 [4]	0:36.74 [8] (0:29.98)	1:07.56 [8] (0:30.82)	1:37.06 [8] (0:29.51)	2:04.01 (0:26.94)	1:57.25	1:56.03	+27m	1.22m
		Jason Lee	Q4	Q4			205m	820m	814m	817m	110m	412m	409m	405m	411m	1637m			
3	1	PRIORITISE	55.84	0:27.90	03.56	06.66	12.94	0:59.81	1:00.71	0:57.54	0:06.65 [3]	0:35.40 [1] (0:28.74)	1:06.47 [1] (0:31.07)	1:36.11 [1] (0:29.64)	2:04.02 (0:27.90)	1:57.35	1:56.04	+3m	1.38m
		Jack Laugher	Lead	Q4			201m	805m	805m	809m	110m	403m	402m	403m	406m	1614m			
4	6	MONTANA PRIDE	55.91	0:27.94	03.56	06.68	13.14	1:00.11	1:00.38	0:57.47	0:06.59 [2]	0:35.85 [3] (0:29.26)	1:06.70 [2] (0:30.85)	1:36.22 [2] (0:29.53)	2:04.16 (0:27.94)	1:57.57	1:56.17	+23m	3.23m
		James Herbertson	Lead	Q4			205m	820m	814m	814m	110m	411m	409m	405m	409m	1634m			
5	10	FRUGAL FARE	55.69	0:27.51	03.57	06.77	13.40	0:59.87	1:00.63	0:57.15	0:07.15 [7]	0:36.03 [4] (0:28.88)	1:07.01 [5] (0:30.99)	1:36.65 [5] (0:29.64)	2:04.16 (0:27.51)	1:57.02	1:56.17	+12m	3.26m
		Ryan Sanderson	Q4	Q4			201m	806m	806m	810m	116m	403m	402m	404m	407m	1616m			
6	4	LOU WILL NZ	56.16	0:27.86	03.56	06.67	13.12	1:00.40	1:00.35	0:57.37	0:06.71 [1]	0:36.27 [5] (0:29.56)	1:07.10 [4] (0:30.84)	1:36.61 [4] (0:29.51)	2:04.48 (0:27.86)	1:57.77	1:56.47	+21m	7.48m
		Ellen Tormey	Lead	Q4			203m	817m	814m	815m	110m	409m	408m	406m	409m	1632m			
7	2	MUSELET	54.65	0:27.90	03.65	06.83	13.31	1:00.46	1:00.35	0:57.40	0:06.83 [5]	0:36.44 [7] (0:29.61)	1:07.28 [6] (0:30.85)	1:36.79 [6] (0:29.50)	2:04.69 (0:27.90)	1:57.86	1:56.67	+21m	10.37m
		Kerryn Manning	Q1	Q4			202m	817m	814m	814m	110m	409m	409m	405m	409m	1632m			

Note: Timing is based on positional data.

[ ] Indicates rank at the end of each section

--:-- No data available for this section

N/A Information not available



HARNESS RACING VICTORIA

# Melton-Professional-2026-05-02

Race 1: HERTZ MELTON PACE - 1720m

02 May 2026 - 5:31PM



RANK	TAB	Horse/Driver	Top Speed (Km/h)	Fastest Section	First 50m	First 100m	First 200m	First Half	Middle Half	Last Half	Lead Time	1st Quarter	2nd Quarter	3rd Quarter	4th Quarter	Last Mile	Mile Rate	Distance Travelled	Gross Time/Margin
8	8	EARL OF PEMBROKE	55.69	0:27.82	03.49	06.59	14.55	0:58.82	1:00.59	0:57.51	0:08.56 [8]	0:36.38 [6]	1:07.38 [7]	1:36.97 [7]	2:04.89	1:56.33	1:56.86	+34m	13.09m
		Tasmyn Potter	Lead	Q1			201m	806m	805m	808m	140m	404m	402m	403m	405m				

Scratched: POPCORNFRIDAY (3), MIGHTY JOLT (5), VINCENZO (11)

Note: Timing is based on positional data.

[ ] Indicates rank at the end of each section


--:-- No data available for this section

N/A Information not available

# Melton-Professional-2026-05-02

## Race 2: HIP POCKET CASTLEMAINE TROT - 2240m

02 May 2026 - 6:03PM



HARNESS RACING VICTORIA


RANK	TAB	Horse/ Driver	Top Speed (Km/h)	Fastest Section	First 50m	First 100m	First 200m	First Half	Middle Half	Last Half	Lead Time 0:43.99	1st Quarter	2nd Quarter	3rd Quarter	4th Quarter	Last Mile	Mile Rate	Distance Travelled	Gross Time/ Margin
												1:15.11 (0:31.12)	1:44.94 (0:29.83)	2:15.22 (0:30.28)	2:46.39 (0:31.17)				
1	4	MAC FLICK	53.89	0:29.88	03.61	06.83	13.09	1:00.63	1:00.14	1:00.62	0:45.13 [4]	1:15.87 [6]	1:45.76 [6]	2:16.03 [6]	2:46.39	2:01.25	1:59.54	+22m	2:46.39
		Josh Duggan	Lead	Q2			205m	817m	814m	818m	630m	409m	408m	405m	412m				
2	5	IM ABOVE THE LAW	55.69	0:29.84	03.55	06.66	12.60	1:00.94	1:00.14	1:01.31	0:44.34 [2]	1:15.45 [3]	1:45.28 [3]	2:15.57 [3]	2:46.60	2:02.25	1:59.69	0m	2:75m
		Jordan Leedham	Lead	Q2			205m	806m	806m	810m	628m	404m	402m	404m	407m				
3	9	CLAUDYS HERO	53.57	0:29.88	03.65	06.88	13.73	1:00.08	1:00.15	1:01.14	0:45.42 [5]	1:15.62 [4]	1:45.50 [4]	2:15.77 [4]	2:46.64	2:01.22	1:59.72	+28m	3:34m
		Kyle Marshall	Lead	Q2			205m	819m	813m	817m	632m	411m	408m	405m	412m				
4	3	GEE CEE CALDER	56.41	0:29.84	03.48	06.55	12.36	1:00.95	1:00.12	1:01.75	0:43.99 [1]	1:15.11 [1]	1:44.94 [1]	2:15.22 [1]	2:46.69	2:02.70	1:59.75	-4m	3:94m
		James Herbertson	Lead	Q2			203m	806m	806m	810m	625m	403m	402m	403m	407m				
5	2	ANTONOV NZ	54.50	0:29.84	03.63	06.82	12.82	1:00.86	1:00.14	1:01.38	0:44.81 [3]	1:15.83 [5]	1:45.67 [5]	2:15.97 [5]	2:47.05	2:02.24	2:00.01	-1m	8:77m
		Rebecca Bartley	Lead	Q2			203m	806m	807m	811m	625m	403m	402m	404m	407m				
6	10	DISTANT SUN	52.60	0:29.84	03.70	07.02	14.33	1:00.39	1:00.15	1:01.27	0:45.55 [6]	1:16.11 [7]	1:45.95 [7]	2:16.27 [7]	2:47.23	2:01.66	2:00.14	+9m	11:22m
		Chris Alford	Lead	Q2			204m	805m	806m	814m	630m	403m	402m	403m	411m				
7	6	COCONUT MICKEY	53.39	0:29.91	03.65	06.93	13.35	1:00.11	1:00.37	1:02.56	0:45.98 [9]	1:16.18 [8]	1:46.09 [8]	2:16.56 [8]	2:48.68	2:02.69	2:01.18	+18m	30:64m
		Nathan Jack	Lead	Q2			206m	816m	812m	811m	634m	409m	408m	405m	407m				

Note: Timing is based on positional data.

[ ] Indicates rank at the end of each section

-:--:- No data available for this section

N/A Information not available



HARNESS RACING VICTORIA

# Melton-Professional-2026-05-02

## Race 2: HIP POCKET CASTLEMAINE TROT - 2240m

02 May 2026 - 6:03PM



RANK	TAB	Horse/Driver	Top Speed (Km/h)	Fastest Section	First 50m	First 100m	First 200m	First Half	Middle Half	Last Half	Lead Time	1st Quarter	2nd Quarter	3rd Quarter	4th Quarter	Last Mile	Mile Rate	Distance Travelled	Gross Time/Margin
												0:43.99	1:15.11 (0:31.12)	1:44.94 (0:29.83)	2:15.22 (0:30.28)				
8	8	MUSKEE	57.02	0:29.67	03.78	07.02	13.90	0:59.52	1:00.09	1:03.81	0:45.61 [7]	1:15.28 [2]	1:45.13 [2]	2:15.37 [2]	2:48.96	2:03.33	2:01.39	+28m	34.44m
		Ewa Justice	Lead	Q1			205m	820m	813m	814m	634m	412m	408m	405m	409m				
9	11	SONARMI JOH	52.67	0:29.88	03.70	07.02	14.42	1:00.37	1:00.88	1:04.33	0:45.85 [8]	1:16.35 [9]	1:46.23 [9]	2:17.23 [9]	2:50.56	2:04.70	2:02.54	+9m	55.94m
		Jackie Barker	Lead	Q2			207m	806m	808m	811m	632m	403m	402m	405m	405m				
10	1	NOBLE COUNT NZ	51.66	0:29.03	03.79	07.33	14.59	0:58.64	1:00.26	1:05.83	0:50.72 [10]	1:20.33 [10]	1:49.36 [10]	2:20.59 [10]	2:55.19	2:04.47	2:05.86	+12m	117.97m
		Leilani Justice	Lead	Q2			208m	805m	807m	811m	639m	403m	402m	404m	406m				

Scratched: DOSSIER (7)

Note: Timing is based on positional data.

[ ] Indicates rank at the end of each section

-:--:- No data available for this section

N/A Information not available



HARNESS RACING VICTORIA

# Melton-Professional-2026-05-02

## Race 3: FORTY WINKS MELTON TROT - 2240m

02 May 2026 - 6:38PM




RANK	TAB	Horse/ Driver	Top Speed (Km/h)	Fastest Section	First 50m	First 100m	First 200m	First Half	Middle Half	Last Half	Lead Time 0:46.42	1st Quarter	2nd Quarter	3rd Quarter	4th Quarter	Last Mile	Mile Rate	Distance Travelled	Gross Time/ Margin
												1:17.50 (0:31.08)	1:47.53 (0:30.03)	2:16.73 (0:29.20)	2:46.66 (0:29.93)				
1	7	QUIRKY CHARACTER	53.68	0:28.86	03.76	07.28	14.22	1:01.19	0:58.76	0:57.90	0:47.57 [8]	1:19.05 [8]	1:48.77 [8]	2:17.80 [8]	2:46.66	1:59.09	1:59.73	+36m	2:46.66
		James Herbertson	Q4	Q4			205m	818m	817m	819m	638m	409m	409m	408m	412m				
2	3	HILLTOP HUGH	54.29	0:29.19	03.61	06.80	12.89	1:01.12	0:59.22	0:59.28	0:46.42 [1]	1:17.50 [1]	1:47.53 [1]	2:16.73 [1]	2:46.83	2:00.41	1:59.86	+6m	2:35m
		Chris Alford	Lead	Q3			203m	805m	806m	809m	633m	403m	402m	403m	406m				
3	5	LITTLE YANKEE	52.60	0:28.74	03.70	07.02	13.86	1:01.18	0:58.80	0:57.86	0:47.95 [9]	1:19.45 [9]	1:49.13 [9]	2:18.25 [9]	2:46.99	1:59.04	1:59.97	+37m	4:47m
		Luke Dunne	Q4	Q4			207m	818m	816m	818m	641m	409m	409m	407m	412m				
4	9	BENNIE AND THE JE	52.20	0:29.14	03.71	07.05	14.11	1:00.52	0:59.05	0:59.30	0:47.27 [6]	1:17.88 [2]	1:47.78 [2]	2:16.92 [2]	2:47.08	1:59.82	2:00.04	+35m	5.7m
		Leigh Sutton	Lead	Q3			204m	819m	814m	814m	641m	411m	409m	406m	409m				
5	1	IRON WOMEN	53.10	0:29.20	03.68	06.95	13.20	1:01.08	0:59.12	0:59.79	0:46.76 [3]	1:17.93 [3]	1:47.85 [3]	2:17.05 [3]	2:47.65	2:00.87	2:00.45	+3m	13.36m
		Kate Gath	Lead	Q3			201m	805m	806m	809m	631m	403m	402m	403m	406m				
6	6	ALDEBARAN BROOKE	52.63	0:29.30	03.69	07.08	14.04	1:01.08	0:59.18	0:59.56	0:47.47 [7]	1:18.66 [6]	1:48.55 [7]	2:17.84 [7]	2:48.10	2:00.64	2:00.77	+10m	19.42m
		Josh Duggan	Lead	Q3			207m	805m	806m	809m	637m	403m	402m	403m	405m				
7	2	HEZA GUN	52.34	0:29.28	03.71	07.02	13.54	1:01.52	0:59.09	1:00.12	0:46.60 [2]	1:18.32 [4]	1:48.13 [4]	2:17.42 [4]	2:48.26	2:01.64	2:00.89	+27m	21.51m
		Chris Lang	Lead	Q3			203m	817m	814m	814m	637m	408m	409m	405m	408m				

Note: Timing is based on positional data.

[ ] Indicates rank at the end of each section

-:--:- No data available for this section

N/A Information not available



HARNESS RACING VICTORIA

# Melton-Professional-2026-05-02

## Race 3: FORTY WINKS MELTON TROT - 2240m

02 May 2026 - 6:38PM




RANK	TAB	Horse/ Driver	Top Speed (Km/h)	Fastest Section	First 50m	First 100m	First 200m	First Half	Middle Half	Last Half	Lead Time	1st Quarter	2nd Quarter	3rd Quarter	4th Quarter	Last Mile	Mile Rate	Distance Travelled	Gross Time/ Margin
												0:46.42	1:17.50 (0:31.08)	1:47.53 (0:30.03)	2:16.73 (0:29.20)				
8	4	<b>TWEEDLEDEE NZ</b>	<b>53.64</b>	<b>0:29.32</b>	03.74	06.97	<b>13.36</b>	1:01.55	0:59.14	0:59.99	0:46.87 [4]	<b>1:18.59 [7]</b>	<b>1:48.42 [6]</b>	<b>2:17.75 [6]</b>	<b>2:48.42</b>	2:01.54	2:00.00	+29m	23.64m
		Jordan Leedham	Lead	Q3			205m	818m	815m	815m	638m	409m	409m	406m	409m				
9	8	<b>NEPHEW OF SONOKO</b>	<b>52.67</b>	<b>0:29.28</b>	03.71	07.00	<b>13.93</b>	1:01.09	0:59.17	1:00.33	0:47.14 [5]	<b>1:18.34 [5]</b>	<b>1:48.22 [5]</b>	<b>2:17.51 [5]</b>	<b>2:48.56</b>	2:01.42	2:01.10	+8m	25.6m
		Jack Laugher	Lead	Q3			202m	805m	806m	809m	634m	403m	402m	404m	406m				

Note: Timing is based on positional data.

[ ] Indicates rank at the end of each section

--:--:-- No data available for this section

N/A Information not available



HARNESS RACING VICTORIA

# Melton-Professional-2026-05-02

## Race 4: VICBRED VOUCHER PACE - 1720m

02 May 2026 - 7:10PM



RANK	TAB	Horse/ Driver	Top Speed (Km/h)	Fastest Section	First 50m	First 100m	First 200m	First Half	Middle Half	Last Half	Lead Time	1st Quarter	2nd Quarter	3rd Quarter	4th Quarter	Last Mile	Mile Rate	Distance Travelled	Gross Time/ Margin
												0:35.91 (0:29.63)	1:05.87 (0:29.96)	1:33.84 (0:27.97)	2:01.28 (0:27.45)				
1	8	KEAYANG RENEGADE	56.95	0:26.84	03.67	06.92	13.78	0:59.59	0:57.30	0:54.36	0:07.32 [7]	0:37.14 [6]	1:06.92 [7]	1:34.45 [4]	2:01.28	1:53.95	1:53.49	+24m	2:01.29
		Jason Lee	Q4	Q4			202m	818m	817m	821m	105m	409m	409m	408m	413m				
2	10	LE BELLE BIJOUX	54.40	0:27.90	03.60	06.79	13.50	0:58.95	0:57.87	0:55.85	0:07.08 [5]	0:36.11 [2]	1:06.03 [2]	1:33.97 [2]	2:01.88	1:54.80	1:54.03	+19m	7.8m
		Ellen Tormey	Lead	Q4			204m	820m	814m	815m	104m	412m	409m	405m	409m				
3	1	BLAKE BOLAC	56.66	0:27.82	03.48	06.54	12.72	0:59.66	0:57.92	0:55.78	0:06.50 [2]	0:36.20 [3]	1:06.16 [3]	1:34.12 [3]	2:01.95	1:55.44	1:54.10	-4m	8.84m
		James Herbertson	Lead	Q4			201m	806m	805m	809m	100m	404m	402m	403m	407m				
4	7	REPELLING	58.86	0:27.97	03.38	06.34	12.33	0:59.56	0:57.93	0:56.18	0:06.28 [1]	0:35.91 [1]	1:05.87 [1]	1:33.84 [1]	2:02.06	1:55.76	1:54.20	-4m	10.22m
		Leigh Sutton	Lead	Q3			202m	806m	806m	811m	99m	403m	402m	404m	407m				
5	9	FOLLOWTHEACE	54.94	0:27.59	03.62	06.78	13.50	0:59.56	0:57.24	0:55.65	0:07.04 [5]	0:36.95 [6]	1:06.60 [6]	1:34.19 [4]	2:02.25	1:55.21	1:54.38	+10m	12.82m
		Ryan Sanderson	Q3	Q3			202m	813m	809m	813m	104m	409m	405m	404m	408m				
6	4	BIG BAD OSSIE	54.54	0:27.66	03.70	07.18	14.01	0:59.55	0:56.94	0:55.56	0:07.20 [6]	0:37.71 [8]	1:06.74 [6]	1:34.65 [7]	2:02.31	1:55.12	1:54.43	+3m	13.59m
		Abbey Turnbull	Q4	Q4			203m	813m	808m	810m	100m	409m	405m	403m	407m				
7	2	USYK	55.12	0:27.93	03.53	06.72	13.08	0:59.78	0:57.86	0:55.86	0:06.71 [4]	0:36.56 [5]	1:06.49 [5]	1:34.42 [5]	2:02.36	1:55.64	1:54.48	-3m	14.24m
		Nathan Jack	Lead	Q3			201m	805m	805m	812m	100m	403m	402m	403m	409m				

Note: Timing is based on positional data.

[ ] Indicates rank at the end of each section

--:-- No data available for this section

N/A Information not available



HARNESS RACING VICTORIA

# Melton-Professional-2026-05-02

## Race 4: VICBRED VOUCHER PACE - 1720m

02 May 2026 - 7:10PM



RANK	TAB	Horse/ Driver	Top Speed (Km/h)	Fastest Section	First 50m	First 100m	First 200m	First Half	Middle Half	Last Half	Lead Time	1st Quarter	2nd Quarter	3rd Quarter	4th Quarter	Last Mile	Mile Rate	Distance Travelled	Gross Time/ Margin
												0:35.91 (0:29.63)	1:05.87 (0:29.96)	1:33.84 (0:27.97)	2:01.28 (0:27.45)				
8	6	THESTATESMAN	54.94	0:27.56	03.79	07.35	14.10	0:59.69	0:57.30	0:55.34	0:07.54 [8]	0:37.49 [7]	1:07.23 [8]	1:34.79 [8]	2:02.56	1:55.03	1:54.68	+14m	17.11m
		Chris Alford	Q3	Q3			203m	814m	813m	819m	101m	407m	407m	407m	412m				
9	3	JAXON BEACH	55.91	0:28.28	03.54	06.66	12.97	0:59.68	0:58.10	0:58.23	0:06.66 [3]	0:36.51 [4]	1:06.34 [4]	1:34.61 [6]	2:04.56	1:57.91	1:56.55	+12m	43.91m
		Jack Laugher	Lead	Q3			204m	818m	814m	814m	100m	409m	409m	405m	409m				

Scratched: STRAPPING RED (5)

Note: Timing is based on positional data.

[ ] Indicates rank at the end of each section

-:--:- No data available for this section

N/A Information not available

# Melton-Professional-2026-05-02

## Race 5: CITY OF MELTON SCOTCH NOTCH MEMORIAL TROT - 1720m

02 May 2026 - 7:37PM



HARNESS RACING VICTORIA

RANK	TAB	Horse/ Driver	Top Speed (Km/h)	Fastest Section	First 50m	First 100m	First 200m	First Half	Middle Half	Last Half	Lead Time	1st Quarter	2nd Quarter	3rd Quarter	4th Quarter	Last Mile	Mile Rate	Distance Travelled	Gross Time/ Margin
												0:36.24 (0:29.91)	1:06.45 (0:30.21)	1:34.93 (0:28.48)	2:03.51 (0:28.57)				
1	4	REMUS PHOENIX	54.65	0:28.30	03.56	06.79	13.28	0:59.98	0:58.68	0:56.74	0:06.79 [5]	0:36.53 [3]	1:06.77 [4]	1:35.21 [3]	2:03.51	1:56.72	1:55.56	+24m	2:03.51
		Taylor Youl	Lead	Q4			204m	821m	812m	811m	112m	413m	408m	404m	407m				
2	7	LOVEMETO NZ	53.03	0:28.47	03.65	07.01	13.76	0:59.39	0:58.60	0:57.03	0:07.15 [9]	0:36.41 [2]	1:06.54 [2]	1:35.01 [2]	2:03.56	1:56.42	1:55.61	+31m	0.82m
		Kerryn Manning	Lead	Q3			205m	824m	814m	815m	113m	415m	408m	405m	410m				
3	6	KEAYANG STUKA	58.00	0:28.48	03.46	06.45	12.43	1:00.13	0:58.69	0:57.56	0:06.33 [1]	0:36.24 [1]	1:06.45 [1]	1:34.93 [1]	2:04.02	1:57.69	1:56.04	+8m	6.84m
		Jason Lee	Lead	Q3			203m	806m	807m	811m	111m	403m	402m	404m	407m				
4	5	MORE WANTED	53.57	0:28.14	03.62	06.94	13.66	1:00.46	0:58.65	0:56.70	0:07.01 [6]	0:37.38 [8]	1:07.47 [8]	1:36.04 [6]	2:04.19	1:57.16	1:56.20	+9m	9.17m
		Jack Laugher	Lead	Q4			202m	806m	808m	811m	111m	404m	402m	405m	406m				
5	8	EL RESAMO	55.26	0:28.51	03.60	06.73	13.32	1:00.12	0:58.65	0:57.25	0:07.00 [7]	0:36.98 [6]	1:07.11 [5]	1:35.63 [4]	2:04.37	1:57.37	1:56.37	+16m	11.6m
		David Barbetti	Lead	Q3			201m	806m	807m	814m	116m	403m	402m	405m	409m				
6	2	I AM WILMA	56.27	0:28.39	03.53	06.62	13.01	1:00.78	0:58.91	0:57.07	0:06.56 [3]	0:37.11 [7]	1:07.34 [7]	1:36.02 [7]	2:04.42	1:57.85	1:56.42	+22m	12.3m
		Chris Alford	Lead	Q4			202m	817m	813m	813m	112m	409m	408m	405m	408m				
7	9	OLLIVICI NZ	55.04	0:28.41	03.60	06.76	13.47	1:00.64	0:58.63	0:56.95	0:07.07 [8]	0:37.49 [9]	1:07.71 [9]	1:36.11 [8]	2:04.66	1:57.59	1:56.63	+34m	15.4m
		Chris Lang	Q1	Q3			202m	817m	815m	820m	117m	409m	408m	407m	413m				

Note: Timing is based on positional data.

[ ] Indicates rank at the end of each section

-:--:- No data available for this section

N/A Information not available

# Melton-Professional-2026-05-02

## Race 5: CITY OF MELTON SCOTCH NOTCH MEMORIAL TROT - 1720m

02 May 2026 - 7:37PM



HARNESS RACING VICTORIA

RANK	TAB	Horse/ Driver	Top Speed (Km/h)	Fastest Section	First 50m	First 100m	First 200m	First Half	Middle Half	Last Half	Lead Time	1st Quarter	2nd Quarter	3rd Quarter	4th Quarter	Last Mile	Mile Rate	Distance Travelled	Gross Time/ Margin
												0:06.33	0:36.24 (0:29.91)	1:06.45 (0:30.21)	1:34.93 (0:28.48)				
8	3	PINNIE	56.38	0:28.65	03.53	06.60	12.86	1:00.59	0:58.90	0:58.24	0:06.47 [2]	0:36.81 [5]	1:07.06 [6]	1:35.71 [5]	2:05.31	1:58.83	1:57.24	+26m	24.14m
		Kate Gath	Lead	Q3			204m	820m	813m	815m	111m	411m	408m	405m	411m				
9	1	GOTFEELINGSYOUKNOW	55.44	0:28.53	03.56	06.70	12.79	1:00.15	1:00.91	0:59.28	0:06.60 [4]	0:36.59 [4]	1:06.75 [3]	1:37.49 [9]	2:06.03	1:59.43	1:57.92	+11m	33.82m
		Ross Payne	Lead	Q4			201m	806m	809m	814m	111m	403m	402m	407m	407m				

Note: Timing is based on positional data.

[ ] Indicates rank at the end of each section


--:--:-- No data available for this section

N/A Information not available

# Melton-Professional-2026-05-02

## Race 6: MELTON CITY MUCH MORE STAMPEDE - 1200m

02 May 2026 - 8:09PM



HARNESS RACING VICTORIA

RANK	TAB	Horse/Driver	Top Speed (Km/h)	Fastest Section	First 50m	First 100m	First 200m	First Half	Middle Half	Last Half	Lead Time	1st Quarter	2nd Quarter 0:26.88	3rd Quarter 0:54.68 (0:27.80)	4th Quarter 1:22.47 (0:27.79)	Last Mile	Mile Rate	Distance Travelled	Gross Time/Margin
1	7	OPERATIVE LINE	55.12	0:27.27	03.62	06.77	13.51		0:54.97	0:55.20			0:27.26 [4]	0:54.97 [4]	1:22.47	1:22.47		+18m	1:22.47
		James Herbertson	Q2	Q2			205m	807m	816m	402m	405m	411m		1218m					
2	6	METEOR MOTH	56.59	0:26.97	03.59	06.66	13.22		0:54.68	0:55.56			0:26.97 [2]	0:54.68 [2]	1:22.56	1:22.55		+17m	1.21m
		Mark Pitt	Q2	Q2			205m	807m	815m	402m	405m	410m		1217m					
3	9	MY ULTIMATE BARNEY	55.15	0:27.36	03.63	06.82	13.75		0:54.72	0:55.28			0:27.35 [5]	0:54.71 [3]	1:22.65	1:22.65		+27m	2.39m
		Kate Gath	Q3	Q2			207m	815m	821m	406m	408m	413m		1227m					
4	4	TEN DA TOUCH NZ	57.67	0:26.88	03.53	06.53	12.97		0:54.69	0:55.92			0:26.88 [1]	0:54.68 [1]	1:22.80	1:22.80		+9m	4.37m
		Jack Laugher	Q2	Q2			203m	802m	810m	398m	403m	407m		1209m					
5	8	ULTIMATE VINNIE	55.01	0:27.56	03.78	07.06	13.84		0:55.13	0:55.28			0:27.57 [7]	0:55.15 [6]	1:22.88	1:22.86		+23m	5.51m
		Ellen Tormey	Q4	Q3			205m	810m	821m	403m	407m	414m		1223m					
6	10	TRIPLE EIGHT NZ	55.58	0:27.53	03.82	07.14	14.11		0:55.42	0:55.09			0:27.85 [8]	0:55.42 [8]	1:22.96	1:22.95		+27m	6.56m
		Jordan Leedham	Q4	Q4			207m	812m	823m	404m	408m	415m		1227m					
7	3	SON OF MAC NZ	54.97	0:27.47	03.60	06.75	13.52		0:55.28	0:55.49			0:27.47 [6]	0:55.28 [7]	1:22.96	1:22.96		+8m	6.64m
		Kyle Marshall	Q2	Q2			203m	801m	810m	398m	403m	407m		1208m					

Note: Timing is based on positional data.

[ ] Indicates rank at the end of each section

--:-- No data available for this section

N/A Information not available

# Melton-Professional-2026-05-02

## Race 6: MELTON CITY MUCH MORE STAMPEDE - 1200m

02 May 2026 - 8:09PM



HARNESS RACING VICTORIA

RANK	TAB	Horse/Driver	Top Speed (Km/h)	Fastest Section	First 50m	First 100m	First 200m	First Half	Middle Half	Last Half	Lead Time	1st Quarter	2nd Quarter 0:26.88	3rd Quarter 0:54.68 (0:27.80)	4th Quarter 1:22.47 (0:27.79)	Last Mile	Mile Rate	Distance Travelled	Gross Time/Margin			
8	2	BUBBA SCRUB NZ	56.63	0:27.20	03.59	06.67	13.28		0:55.02	0:55.98			0:27.20 [3]	0:55.02 [5]	1:23.19	1:23.18			+8m	9.64m		
		Jackie Barker	Q2	Q2			203m		801m	810m				398m	404m						407m	1208m

Scratched: SOHO DARKNSTORMY (1), OUR VINCENT CAN GOGH NZ (5)

Note: Timing is based on positional data.

[ ] Indicates rank at the end of each section

--:--:-- No data available for this section

N/A Information not available

# Melton-Professional-2026-05-02

## Race 7: CITY OF MELTON PLATE (LISTED CLASSIC) - 2240m

02 May 2026 - 8:40PM



HARNESS RACING VICTORIA

RANK	TAB	Horse/ Driver	Top Speed (Km/h)	Fastest Section	First 50m	First 100m	First 200m	First Half	Middle Half	Last Half	Lead Time	1st Quarter	2nd Quarter	3rd Quarter	4th Quarter	Last Mile	Mile Rate	Distance Travelled	Gross Time/ Margin
												0:43.65	1:13.74 (0:30.09)	1:43.16 (0:29.42)	2:10.49 (0:27.33)				
1	4	WAR DAN BUDDY	56.20	0:27.24	03.64	06.78	13.03	0:59.45	0:56.62	0:54.50	0:44.45 [6]	1:14.53 [6]	1:43.89 [6]	2:11.16 [5]	2:38.40	1:53.95	1:53.80	+24m	2:38.40
		Ryan Sanderson	Q4	Q4			205m	817m	813m	816m	634m	409m	408m	405m	411m				
2	2	NEW SHUFFLE	58.07	0:27.33	03.47	06.47	12.38	0:59.48	0:56.76	0:55.07	0:44.08 [3]	1:14.14 [3]	1:43.56 [3]	2:10.89 [3]	2:38.64	1:54.55	1:53.97	-4m	3:22m
		James Herbertson	Lead	Q3			203m	805m	806m	809m	627m	403m	402m	403m	406m				
3	3	HES FROM HEAVEN NZ	56.23	0:27.27	03.63	06.74	12.73	0:59.49	0:56.67	0:55.07	0:44.08 [4]	1:14.18 [4]	1:43.56 [4]	2:10.85 [4]	2:38.66	1:54.56	1:53.99	+23m	3:53m
		Nathan Jack	Lead	Q3			205m	817m	813m	816m	633m	409m	408m	405m	411m				
4	6	BAY OF BISCAIY	57.31	0:27.27	03.53	06.57	12.37	0:59.50	0:56.67	0:55.35	0:43.80 [2]	1:13.90 [2]	1:43.31 [2]	2:10.57 [2]	2:38.67	1:54.85	1:53.99	+21m	3:63m
		Mark Pitt	Lead	Q3			206m	817m	813m	815m	635m	409m	408m	405m	410m				
5	5	FIGHTER COMMAND	58.75	0:27.33	03.54	06.53	12.22	0:59.51	0:56.76	0:55.68	0:43.65 [1]	1:13.74 [1]	1:43.16 [1]	2:10.49 [1]	2:38.85	1:55.19	1:54.12	+1m	6:02m
		Jason Lee	Lead	Q3			205m	805m	806m	810m	630m	403m	402m	403m	407m				
6	1	HES NO ROMEO NZ	55.33	0:27.36	03.55	06.68	12.71	0:59.45	0:56.77	0:55.15	0:44.38 [5]	1:14.43 [5]	1:43.83 [5]	2:11.20 [6]	2:39.00	1:54.60	1:54.23	-6m	8:13m
		Jack Laugher	Lead	Q3			203m	805m	806m	806m	627m	403m	402m	404m	403m				

Note: Timing is based on positional data.

[ ] Indicates rank at the end of each section


--:-- No data available for this section

N/A Information not available

# Melton-Professional-2026-05-02

## Race 8: HAPPY 30TH BIRTHDAY JORDIE PACE - 1720m

02 May 2026 - 9:16PM



HARNESS RACING VICTORIA


RANK	TAB	Horse/ Driver	Top Speed (Km/h)	Fastest Section	First 50m	First 100m	First 200m	First Half	Middle Half	Last Half	Lead Time 0:06.57	1st Quarter	2nd Quarter	3rd Quarter	4th Quarter	Last Mile	Mile Rate	Distance Travelled	Gross Time/ Margin
												0:35.50 (0:28.92)	1:07.52 (0:32.02)	1:35.78 (0:28.26)	2:04.11 (0:28.33)				
1	6	THE STEEL DRAGON	55.04	0:27.70	03.63	06.84	13.22	1:01.27	0:59.80	0:55.80	0:07.02 [6]	0:36.61 [7]	1:08.30 [6]	1:36.40 [6]	2:04.11	1:57.07	1:56.12	+15m	2:04.11
		Jordan Leedham	Q4	Q4			204m	818m	813m	817m		101m	410m	408m	405m				
2	1	JACCKA CONNOR NZ	56.59	0:27.90	03.60	06.70	12.84	1:01.18	1:00.26	0:56.18	0:06.85 [5]	0:36.05 [4]	1:08.04 [5]	1:36.31 [5]	2:04.22	1:57.36	1:56.23	-4m	1.48m
		Jack Laugher	Q1	Q4			200m	806m	806m	809m		101m	404m	402m	404m				
3	3	SCHERGER THAT	56.92	0:28.18	03.50	06.54	12.51	1:01.10	1:00.28	0:56.45	0:06.68 [3]	0:35.77 [2]	1:07.79 [3]	1:36.05 [3]	2:04.24	1:57.55	1:56.24	-5m	1.72m
		Taylor Youl	Lead	Q4			201m	806m	807m	810m		100m	403m	402m	404m				
4	5	LAMBRO MACH	56.74	0:28.26	03.48	06.53	12.77	1:00.84	1:00.28	0:56.74	0:06.68 [2]	0:35.50 [1]	1:07.52 [1]	1:35.78 [1]	2:04.26	1:57.57	1:56.26	+3m	1.96m
		Kate Gath	Lead	Q3			204m	812m	809m	811m		100m	410m	403m	406m				
5	4	GALAXY LASS	56.74	0:28.15	03.48	06.53	12.64	1:01.35	0:59.85	0:56.42	0:06.57 [1]	0:36.23 [5]	1:07.94 [4]	1:36.10 [4]	2:04.37	1:57.77	1:56.37	+8m	3.51m
		Ewa Justice	Lead	Q3			203m	814m	811m	814m		100m	407m	407m	404m				
6	7	ISOLATION	56.81	0:28.19	03.47	06.55	13.04	1:00.97	0:59.91	0:56.75	0:06.66 [4]	0:35.92 [3]	1:07.63 [2]	1:35.81 [2]	2:04.38	1:57.72	1:56.38	+16m	3.67m
		Chris Alford	Lead	Q3			205m	822m	812m	814m		100m	414m	408m	405m				
7	9	KIA ORA BEAUTY	56.05	0:27.90	03.61	06.72	13.13	1:01.22	1:00.24	0:56.15	0:07.19 [7]	0:36.41 [6]	1:08.40 [7]	1:36.66 [7]	2:04.56	1:57.37	1:56.55	0m	6.17m
		James Herbertson	Q1	Q4			202m	805m	806m	811m		104m	403m	402m	404m				

Note: Timing is based on positional data.

[ ] Indicates rank at the end of each section

-:--:- No data available for this section

N/A Information not available



HARNESS RACING VICTORIA

# Melton-Professional-2026-05-02

Race 8: HAPPY 30TH BIRTHDAY JORDIE PACE - 1720m

02 May 2026 - 9:16PM



**Scratched:** EL BOSTON (2), KEAYANG PAYTON (8)

---

Note: Timing is based on positional data.

[ ] Indicates rank at the end of each section

--:-- No data available for this section

N/A Information not available

Data processed by  TRIPLESDATA

# Melton-Professional-2026-05-02

## Race 9: MIMOSA HOMES PACE - 1720m

02 May 2026 - 9:46PM



HARNESS RACING VICTORIA

RANK	TAB	Horse/ Driver	Top Speed (Km/h)	Fastest Section	First 50m	First 100m	First 200m	First Half	Middle Half	Last Half	Lead Time	1st Quarter	2nd Quarter	3rd Quarter	4th Quarter	Last Mile	Mile Rate	Distance Travelled	Gross Time/ Margin
												0:35.37 (0:29.08)	1:04.15 (0:28.78)	1:32.28 (0:28.14)	2:02.04 (0:29.75)				
1	4	HOORAH PHILTRA	56.34	0:27.93	03.55	06.71	12.66	0:57.69	0:56.66	0:57.67	0:06.67 [4]	0:35.63 [2]	1:04.36 [2]	1:32.28 [1]	2:02.04	1:55.36	1:54.18	+13m	2:02.04
		James Herbertson	Q1	Q3			203m	819m	814m	812m	104m	409m	409m	405m	408m				
2	7	HEZ ALL ROCK	53.17	0:27.86	03.67	06.98	13.28	0:58.04	0:56.48	0:57.19	0:07.01 [6]	0:36.43 [6]	1:05.05 [6]	1:32.92 [5]	2:02.25	1:55.23	1:54.38	+15m	2.8m
		Jackie Barker	Q1	Q3			203m	815m	815m	817m	104m	406m	410m	406m	411m				
3	2	FIRE MARSHALL	57.17	0:28.11	03.50	06.52	12.35	0:58.15	0:56.89	0:57.67	0:06.46 [2]	0:35.82 [3]	1:04.61 [3]	1:32.72 [4]	2:02.28	1:55.82	1:54.41	-2m	3.21m
		Kyle Marshall	Lead	Q3			201m	806m	806m	811m	104m	403m	402m	403m	408m				
4	1	TRIPLE ROCK SAINT	55.76	0:28.10	03.56	06.67	12.67	0:58.28	0:56.89	0:57.44	0:06.65 [3]	0:36.15 [5]	1:04.93 [5]	1:33.04 [6]	2:02.38	1:55.72	1:54.50	0m	4.55m
		Jack Laugher	Lead	Q3			200m	806m	805m	813m	104m	403m	402m	402m	410m				
5	8	CEE CEE LOU	56.16	0:27.86	03.57	06.67	13.16	0:57.87	0:56.54	0:58.19	0:06.82 [5]	0:36.01 [4]	1:04.69 [4]	1:32.54 [3]	2:02.88	1:56.06	1:54.97	+18m	11.25m
		Luke Dunne	Lead	Q3			202m	818m	815m	814m	106m	408m	410m	405m	409m				
6	3	MAAS BETTING AGAIN	58.00	0:28.12	03.53	06.52	12.24	0:57.85	0:56.90	1:02.47	0:06.28 [1]	0:35.37 [1]	1:04.15 [1]	1:32.27 [2]	2:06.62	2:00.32	1:58.47	+2m	61.48m
		Chris Alford	Lead	Q3			203m	811m	809m	809m	104m	406m	405m	404m	405m				

Scratched: DONMARO NZ (5), SHADES OF MIKI (6)

Note: Timing is based on positional data.

[ ] Indicates rank at the end of each section

--:-- No data available for this section

N/A Information not available