

Melton-Professional-2026-05-01

Race 1: NUTRIEN EQUINE PACE - 1720m

01 May 2026 - 6:37PM



HARNESS RACING VICTORIA

RANK	TAB	Horse/ Driver	Top Speed (Km/h)	Fastest Section	First 50m	First 100m	First 200m	First Half	Middle Half	Last Half	Lead Time	1st Quarter	2nd Quarter	3rd Quarter	4th Quarter	Last Mile	Mile Rate	Distance Travelled	Gross Time/ Margin
												0:35.81 (0:29.48)	1:04.53 (0:28.72)	1:32.99 (0:28.46)	2:02.01 (0:29.02)				
1	10	KOSIMO	53.75	0:28.22	03.62	06.87	13.69	0:58.07	0:56.80	0:56.61	0:07.33 [10]	0:36.98 [10] (0:29.66)	1:05.39 [7] (0:28.41)	1:33.78 [5] (0:28.39)	2:02.01 (0:28.22)	1:54.68 1634m	1:54.16	+28m	2:02.01
		Daryl Douglas	Lead	Q4			204m	818m	813m	816m	114m	410m	408m	405m	411m				
2	4	PERUN NZ	56.92	0:28.38	03.45	06.49	12.48	0:58.36	0:57.10	0:57.30	0:06.38 [3]	0:36.02 [3] (0:29.64)	1:04.74 [2] (0:28.72)	1:33.11 [2] (0:28.38)	2:02.03 (0:28.92)	1:55.66 1629m	1:54.17	+16m	0.16m
		Ewa Justice	Lead	Q3			204m	817m	812m	812m	110m	409m	407m	404m	408m				
3	9	ZENARIO	54.50	0:28.46	03.56	06.74	13.48	0:57.53	0:56.94	0:57.59	0:07.00 [9]	0:36.05 [5] (0:29.05)	1:04.53 [1] (0:28.48)	1:32.99 [1] (0:28.46)	2:02.12 (0:29.13)	1:55.12 1629m	1:54.26	+22m	1.41m
		James Herbertson	Q2	Q3			203m	818m	810m	811m	113m	412m	406m	405m	407m				
4	6	CLYMENUS NZ	55.26	0:28.41	03.54	06.67	12.97	0:58.38	0:56.94	0:57.23	0:06.63 [5]	0:36.48 [8] (0:29.85)	1:05.02 [5] (0:28.53)	1:33.42 [4] (0:28.41)	2:02.24 (0:28.82)	1:55.61 1633m	1:54.37	+21m	2.98m
		Josh Duggan	Lead	Q3			205m	818m	812m	814m	110m	411m	407m	405m	409m				
5	7	SPRINGFIELD AFFAIR	54.47	0:28.38	03.59	06.88	14.01	0:58.69	0:57.31	0:57.15	0:06.97 [8]	0:36.73 [9] (0:29.76)	1:05.66 [9] (0:28.93)	1:34.04 [7] (0:28.38)	2:02.82 (0:28.77)	1:55.84 1632m	1:54.92	+22m	10.85m
		Abby Sanderson	Lead	Q3			206m	817m	812m	815m	110m	411m	406m	406m	410m				
6	5	SERGEANT LOU	58.00	0:28.44	03.39	06.38	12.43	0:58.69	0:57.65	0:57.90	0:06.33 [1]	0:35.81 [1] (0:29.48)	1:05.01 [3] (0:29.21)	1:33.46 [3] (0:28.44)	2:02.92 (0:29.46)	1:56.59 1635m	1:55.01	+22m	12.11m
		Kate Gath	Lead	Q3			206m	820m	814m	815m	110m	415m	405m	409m	406m				
7	8	ODIN	57.13	0:28.64	03.47	06.51	12.96	0:58.82	0:58.10	0:57.41	0:06.77 [6]	0:36.14 [4] (0:29.36)	1:05.60 [8] (0:29.46)	1:34.24 [8] (0:28.64)	2:03.02 (0:28.77)	1:56.23 1614m	1:55.10	+6m	13.44m
		Kerryn Manning	Lead	Q3			202m	805m	806m	809m	112m	403m	402m	404m	405m				

Note: Timing is based on positional data.

[] Indicates rank at the end of each section

-:--:- No data available for this section

N/A Information not available

Melton-Professional-2026-05-01

Race 1: NUTRIEN EQUINE PACE - 1720m

01 May 2026 - 6:37PM



HARNESS RACING VICTORIA


RANK	TAB	Horse/ Driver	Top Speed (Km/h)	Fastest Section	First 50m	First 100m	First 200m	First Half	Middle Half	Last Half	Lead Time	1st Quarter	2nd Quarter	3rd Quarter	4th Quarter	Last Mile	Mile Rate	Distance Travelled	Gross Time/ Margin
												0:35.81 (0:29.48)	1:04.53 (0:28.72)	1:32.99 (0:28.46)	2:02.01 (0:29.02)				
8	2	TALLARAS SHADOW	54.72	0:28.53	03.57	06.74	12.98	0:59.14	0:58.00	0:57.20	0:06.70 [7]	0:36.36 [7]	1:05.84 [10]	1:34.36 [9]	2:03.03	1:56.34	1:55.11	+12m	13.57m
		Jason Ainsworth	Lead	Q3			202m	809m	808m	814m	110m	405m	404m	404m	410m				
9	1	JUST AS WELL NZ	56.88	0:28.66	03.45	06.49	12.46	0:58.81	0:58.11	0:58.45	0:06.35 [2]	0:35.71 [2]	1:05.16 [6]	1:33.81 [6]	2:03.61	1:57.26	1:55.66	+3m	21.42m
		Chris Alford	Lead	Q3			202m	805m	807m	811m	110m	402m	402m	405m	406m				
10	3	EMILY VINCENT	56.38	0:28.71	03.46	06.53	12.70	0:58.52	0:58.72	1:02.46	0:06.54 [4]	0:36.36 [6]	1:05.07 [4]	1:35.08 [10]	2:07.53	2:00.98	1:59.32	+24m	73.97m
		Leigh Sutton	Lead	Q2			204m	820m	818m	817m	110m	410m	410m	408m	409m				

Note: Timing is based on positional data.

[] Indicates rank at the end of each section

--:--:-- No data available for this section

N/A Information not available



HARNESS RACING VICTORIA

Melton-Professional-2026-05-01

Race 2: VICBRED VOUCHER PACE - 2240m

01 May 2026 - 7:03PM




RANK	TAB	Horse/ Driver	Top Speed (Km/h)	Fastest Section	First 50m	First 100m	First 200m	First Half	Middle Half	Last Half	Lead Time 0:45.56	1st Quarter	2nd Quarter	3rd Quarter	4th Quarter	Last Mile	Mile Rate	Distance Travelled	Gross Time/ Margin
												1:18.05 (0:32.49)	1:47.89 (0:29.84)	2:15.64 (0:27.75)	2:45.33 (0:29.69)				
1	2	INSIDER TRADING	56.30	0:27.54	03.51	06.59	12.51	1:02.27	0:57.36	0:57.23	0:45.83 [2]	1:18.28 [2]	1:48.10 [2]	2:15.64 [1]	2:45.33	1:59.50	1:58.78	-2m	2:45.33
		James Herbertson	Lead	Q3			202m	805m	806m	810m	628m	403m	402m	403m	406m				
2	9	ALWAYS A SHOWGIRL	54.43	0:28.20	03.60	06.79	13.57	1:02.19	0:58.01	0:57.31	0:46.50 [4]	1:18.88 [4]	1:48.69 [5]	2:16.90 [5]	2:46.02	1:59.50	1:59.27	+4m	9.17m
		Kate Gath	Lead	Q3			202m	805m	807m	812m	627m	403m	402m	405m	408m				
3	4	HURRIKANE DUSTY	56.23	0:28.41	03.54	06.62	12.40	1:02.33	0:58.25	0:58.19	0:45.56 [1]	1:18.05 [1]	1:47.89 [1]	2:16.31 [2]	2:46.09	2:00.52	1:59.33	+2m	10.12m
		Brent Murphy	Lead	Q3			205m	805m	807m	810m	632m	403m	402m	404m	406m				
4	1	BEAU BECA	54.32	0:28.14	03.57	06.77	12.77	1:02.25	0:57.97	0:57.73	0:46.18 [3]	1:18.60 [3]	1:48.43 [3]	2:16.56 [4]	2:46.16	1:59.98	1:59.37	-1m	11.02m
		Ewa Justice	Lead	Q3			202m	805m	807m	810m	628m	403m	402m	405m	405m				
5	7	MY MARIONETTE	53.60	0:27.95	03.77	07.24	13.68	1:01.31	0:57.37	0:57.90	0:47.22 [6]	1:19.11 [5]	1:48.53 [4]	2:16.49 [3]	2:46.45	1:59.21	1:59.58	+17m	14.91m
		Kerryn Manning	Q3	Q3			205m	815m	813m	814m	631m	407m	408m	405m	409m				
6	5	LIBERTY STAR DUST	54.61	0:28.16	03.56	06.77	12.97	1:02.19	0:57.97	0:57.62	0:46.84 [5]	1:19.21 [6]	1:49.03 [7]	2:17.19 [7]	2:46.65	1:59.81	1:59.72	+9m	17.58m
		Jodi Quinlan	Lead	Q3			205m	805m	807m	818m	631m	403m	402m	405m	413m				
7	6	BAKERS BANDIT	52.88	0:28.11	03.69	07.02	13.26	1:01.27	0:57.54	0:58.19	0:47.54 [7]	1:19.37 [7]	1:48.80 [6]	2:16.91 [6]	2:47.00	1:59.46	1:59.98	+18m	22.36m
		Abby Sanderson	Q3	Q3			206m	814m	813m	815m	633m	406m	408m	405m	410m				

Note: Timing is based on positional data.

[] Indicates rank at the end of each section

-:--:- No data available for this section

N/A Information not available



HARNESS RACING VICTORIA

Melton-Professional-2026-05-01

Race 2: VICBRED VOUCHER PACE - 2240m

01 May 2026 - 7:03PM



Scratched: BINALONG NIGHT (3), JACWILL KID (8), SUMTHIN ELSE (10)

Note: Timing is based on positional data.

[] Indicates rank at the end of each section

--:-- No data available for this section


N/A Information not available

Data processed by  TRIPLESDATA

Melton-Professional-2026-05-01

Race 3: AUSTRALIAN PACING GOLD MAIDEN PACE - 1720m

01 May 2026 - 7:34PM



HARNESS RACING VICTORIA

RANK	TAB	Horse/Driver	Top Speed (Km/h)	Fastest Section	First 50m	First 100m	First 200m	First Half	Middle Half	Last Half	Lead Time	1st Quarter	2nd Quarter	3rd Quarter	4th Quarter	Last Mile	Mile Rate	Distance Travelled	Gross Time/Margin
1	8	LETITRIDELUV	54.65	0:28.81	03.60	06.79	13.32	1:00.52	1:00.85	0:58.24	0:07.13 [7]	0:36.24 [2]	1:07.65 [2]	1:37.08 [2]	2:05.90	1:58.76	1:57.80	+13m	2:05.90
		Josh Duggan	Q1	Q4			201m	807m	807m	812m	115m	404m	402m	404m	407m				
2	1	LA CANTATRICE	55.04	0:29.19	03.55	06.69	13.11	1:00.71	1:00.98	0:59.03	0:06.67 [2]	0:35.87 [1]	1:07.39 [1]	1:36.85 [1]	2:06.44	1:59.74	1:58.30	+5m	7.2m
		Ewa Justice	Lead	Q1			201m	806m	807m	811m	109m	403m	402m	404m	406m				
3	10	TEERDEE	52.70	0:28.86	03.73	07.19	14.41	1:00.97	0:59.68	0:57.76	0:07.84 [9]	0:38.03 [9]	1:08.80 [9]	1:37.69 [5]	2:06.56	1:58.73	1:58.41	+37m	8.84m
		Kate Gath	Q4	Q4			202m	819m	820m	821m	117m	409m	410m	410m	412m				
4	3	SEW HOPEFULL	56.34	0:29.31	03.46	06.56	12.88	1:01.52	1:00.84	0:58.74	0:06.46 [1]	0:36.56 [4]	1:07.97 [4]	1:37.40 [3]	2:06.71	2:00.26	1:58.56	+10m	10.93m
		Kerryn Manning	Lead	Q4			202m	810m	809m	812m	110m	406m	404m	405m	406m				
5	6	CAPTAINS RUSH	54.50	0:29.03	03.57	06.90	14.71	1:00.72	0:59.69	0:58.22	0:08.10 [10]	0:38.32 [10]	1:08.82 [10]	1:38.01 [8]	2:07.04	1:58.94	1:58.87	+39m	15.36m
		Nick Beale	Lead	Q4			202m	813m	812m	822m	124m	409m	405m	408m	414m				
6	2	BELVU BANDIT	52.70	0:29.70	03.70	07.00	13.97	1:01.18	1:01.10	0:59.42	0:07.12 [5]	0:36.90 [6]	1:08.30 [6]	1:38.00 [9]	2:07.73	2:00.60	1:59.51	+7m	24.52m
		Ian Miller	Lead	Q3			201m	806m	807m	811m	110m	403m	402m	405m	406m				
7	9	GOODLOOKINGDEAL	52.63	0:29.14	03.70	07.02	14.00	1:00.94	1:00.05	0:59.47	0:07.45 [8]	0:37.48 [8]	1:08.40 [7]	1:37.55 [4]	2:07.88	2:00.41	1:59.65	+29m	26.5m
		Kyle Marshall	Lead	Q3			202m	817m	818m	817m	115m	407m	410m	407m	409m				

Note: Timing is based on positional data.

[] Indicates rank at the end of each section

--:-- No data available for this section

N/A Information not available

Melton-Professional-2026-05-01

Race 3: AUSTRALIAN PACING GOLD MAIDEN PACE - 1720m

01 May 2026 - 7:34PM



HARNESS RACING VICTORIA

RANK	TAB	Horse/ Driver	Top Speed (Km/h)	Fastest Section	First 50m	First 100m	First 200m	First Half	Middle Half	Last Half	Lead Time	1st Quarter	2nd Quarter	3rd Quarter	4th Quarter	Last Mile	Mile Rate	Distance Travelled	Gross Time/ Margin
												0:35.87 (0:29.41)	1:07.39 (0:31.52)	1:36.85 (0:29.46)	2:05.90 (0:29.05)				
8	5	SOFT LANDING	55.40	0:29.80	03.51	06.71	13.19	1:01.49	1:01.22	1:00.17	0:06.66 [3]	0:36.72 [5]	1:08.15 [5]	1:37.95 [7]	2:08.32	2:01.66	2:00.07	+21m	32.53m
		Leilani Justice	Lead	Q3			203m	816m	814m	817m		110m	408m	408m	406m				
9	4	DANNARIE	53.89	0:29.73	03.61	06.91	14.07	1:01.37	1:01.10	1:00.01	0:07.09 [6]	0:37.10 [7]	1:08.47 [8]	1:38.20 [10]	2:08.48	2:01.38	2:00.21	+23m	34.59m
		Taylor Ford	Lead	Q3			203m	817m	813m	815m		112m	409m	408m	405m				
10	7	STERLING GIGI	55.94	0:29.65	03.50	06.60	13.18	1:01.18	1:01.37	1:01.56	0:06.59 [4]	0:36.24 [3]	1:07.77 [3]	1:37.60 [6]	2:09.34	2:02.75	2:01.02	+21m	46.2m
		Paul Grech	Lead	Q1			204m	819m	812m	812m		110m	411m	407m	404m				

Note: Timing is based on positional data.

[] Indicates rank at the end of each section


--:--:-- No data available for this section

N/A Information not available

Melton-Professional-2026-05-01

Race 4: NEED FOR SPEED NOMS NOW OPEN TROT - 1720m

01 May 2026 - 8:03PM



HARNESS RACING VICTORIA

RANK	TAB	Horse/ Driver	Top Speed (Km/h)	Fastest Section	First 50m	First 100m	First 200m	First Half	Middle Half	Last Half	Lead Time 0:06.96	1st Quarter	2nd Quarter	3rd Quarter	4th Quarter	Last Mile	Mile Rate	Distance Travelled	Gross Time/ Margin
												0:37.07 (0:30.11)	1:09.37 (0:32.30)	1:39.05 (0:29.68)	2:07.80 (0:28.75)				
1	7	PROHIBITED GRACE	53.71	0:28.75	03.74	06.96	13.17	1:02.39	1:01.96	0:58.43	0:06.96 [1]	0:37.07 [1]	1:09.37 [1]	1:39.05 [1]	2:07.80	2:00.82	1:59.57	+9m	2:07.80
		Matthew Whittle	Lead	Q4				204m	808m	808m		811m	111m	405m	403m				
2	9	MOJITO MADNESS	53.21	0:28.85	03.81	07.12	14.06	1:02.30	1:01.33	0:58.23	0:07.34 [7]	0:37.70 [5]	1:09.65 [4]	1:39.03 [2]	2:07.88	2:00.53	1:59.65	+24m	1.18m
		James Herbertson	Q3	Q4			202m	814m	813m	814m		115m	407m	407m	406m				
3	3	MAJESTIC TOOTH	53.32	0:29.35	03.70	06.96	13.28	1:02.69	1:02.05	0:59.12	0:06.84 [2]	0:37.26 [2]	1:09.54 [3]	1:39.31 [3]	2:08.67	2:01.81	2:00.39	+8m	11.68m
		Kerryn Manning	Lead	Q4			202m	806m	807m	811m		111m	403m	403m	405m				
4	1	PARIS KAY	52.60	0:28.63	03.90	07.31	13.91	1:02.89	1:02.08	0:58.49	0:07.30 [5]	0:37.96 [6]	1:10.18 [7]	1:40.04 [7]	2:08.68	2:01.38	2:00.40	+10m	11.87m
		Josh Duggan	Q4	Q4			200m	807m	807m	812m		112m	404m	403m	404m				
5	2	KARAKAJACK TOOTH	52.06	0:29.06	03.78	07.11	13.61	1:02.83	1:02.11	0:58.91	0:07.06 [4]	0:37.64 [4]	1:09.90 [5]	1:39.75 [4]	2:08.81	2:01.74	2:00.52	+11m	13.6m
		Ewa Justice	Lead	Q4			201m	807m	809m	813m		111m	405m	403m	406m				
6	4	DELS DESTINY NZ	53.14	0:28.96	03.89	07.35	14.16	1:02.68	1:01.82	0:58.88	0:07.32 [6]	0:38.10 [7]	1:10.00 [6]	1:39.93 [6]	2:08.89	2:01.56	2:00.60	+23m	14.72m
		Anne-Maree Conroy	Q4	Q4			203m	814m	813m	818m		111m	408m	407m	406m				
7	8	DESERT ASSASSIN	51.55	0:29.13	03.98	07.37	14.40	1:02.82	1:01.93	0:58.95	0:07.81 [9]	0:38.51 [8]	1:10.62 [9]	1:40.45 [9]	2:09.57	2:01.77	2:01.24	+12m	23.91m
		Abby Sanderson	Q4	Q4			200m	806m	805m	808m		117m	404m	402m	403m				

Note: Timing is based on positional data.

[] Indicates rank at the end of each section


--:-- No data available for this section

N/A Information not available

Melton-Professional-2026-05-01

Race 4: NEED FOR SPEED NOMS NOW OPEN TROT - 1720m

01 May 2026 - 8:03PM



HARNESS RACING VICTORIA

RANK	TAB	Horse/ Driver	Top Speed (Km/h)	Fastest Section	First 50m	First 100m	First 200m	First Half	Middle Half	Last Half	Lead Time	1st Quarter	2nd Quarter	3rd Quarter	4th Quarter	Last Mile	Mile Rate	Distance Travelled	Gross Time/ Margin
												0:06.96	0:37.07 (0:30.11)	1:09.37 (0:32.30)	1:39.05 (0:29.68)				
8	6	ACOO INVESTMENT	51.55	0:29.49	03.92	07.39	14.71	1:02.89	1:01.77	0:59.44	0:07.50 [8]	0:38.56 [9]	1:10.39 [8]	1:40.34 [8]	2:09.84	2:02.33	2:01.48	+29m	27.37m
		John Caldwell	Q4	Q4			204m	817m	814m	820m	112m	410m	407m	407m	413m				
9	5	JETAWAY SAINT	53.35	0:30.46	03.76	07.01	13.53	1:02.43	1:02.51	1:01.32	0:06.92 [3]	0:37.39 [3]	1:09.35 [2]	1:39.89 [5]	2:10.68	2:03.75	2:02.27	+20m	38.64m
		Daryl Douglas	Lead	Q1			203m	815m	812m	814m	111m	408m	407m	405m	409m				

Note: Timing is based on positional data.

[] Indicates rank at the end of each section

--:--:-- No data available for this section

N/A Information not available

Melton-Professional-2026-05-01

Race 5: GARARDS HORSE AND HOUND PACE - 2240m

01 May 2026 - 8:33PM



HARNESS RACING VICTORIA

RANK	TAB	Horse/Driver	Top Speed (Km/h)	Fastest Section	First 50m	First 100m	First 200m	First Half	Middle Half	Last Half	Lead Time	1st Quarter	2nd Quarter	3rd Quarter	4th Quarter	Last Mile	Mile Rate	Distance Travelled	Gross Time/Margin
												0:45.30	1:16.07 (0:30.77)	1:46.51 (0:30.44)	2:15.68 (0:29.17)				
1	1	OUR BELLA LUCIA	53.86	0:29.17	03.67	06.89	12.88	1:01.22	0:59.62	0:58.87	0:45.30 [1]	1:16.07 [1]	1:46.51 [1]	2:15.68 [1]	2:45.39	2:00.09	1:58.82	-2m	2:45.39
		Leigh Sutton	Lead	Q3			204m	806m	806m	811m		625m	404m	403m	404m				
2	3	PRECIOUS BELLE NZ	53.06	0:29.28	03.81	07.11	13.30	1:01.18	0:59.72	0:58.74	0:45.64 [3]	1:16.38 [3]	1:46.82 [3]	2:16.12 [2]	2:45.57	1:59.92	1:58.95	0m	2:49m
		Taylor Ford	Lead	Q3			204m	806m	807m	811m		625m	403m	402m	404m				
3	4	FREAK OUT	53.53	0:29.31	03.67	06.92	13.19	1:01.13	0:59.73	0:58.76	0:45.94 [5]	1:16.64 [5]	1:47.07 [5]	2:16.38 [4]	2:45.84	1:59.89	1:59.14	+1m	5.98m
		Brent Murphy	Lead	Q3			206m	806m	806m	811m		628m	403m	402m	404m				
4	6	GLENLINE	52.27	0:29.30	03.89	07.36	13.78	1:01.10	0:59.96	0:58.90	0:46.14 [6]	1:16.89 [6]	1:47.25 [6]	2:16.86 [7]	2:46.16	2:00.00	1:59.37	+20m	10.31m
		Anne-Maree Conroy	Q4	Q4			206m	815m	813m	819m		630m	407m	407m	405m				
5	5	SHIRALEE	55.48	0:29.59	03.62	06.76	12.68	1:01.20	1:00.00	1:00.46	0:45.41 [2]	1:16.19 [2]	1:46.59 [2]	2:16.19 [3]	2:47.06	2:01.66	2:00.02	+17m	22.38m
		Leilani Justice	Lead	Q3			207m	815m	811m	814m		634m	407m	407m	404m				
6	8	CINQUANTA	52.60	0:29.48	03.76	07.06	14.12	1:01.09	0:59.90	1:00.97	0:46.34 [7]	1:17.01 [7]	1:47.43 [7]	2:16.91 [8]	2:48.40	2:02.06	2:00.98	+2m	40.31m
		Daryl Douglas	Lead	Q3			204m	806m	807m	810m		626m	404m	403m	404m				
7	2	PICKLE IT	55.01	0:29.67	03.63	06.79	12.66	1:01.16	1:00.05	1:01.75	0:45.68 [4]	1:16.46 [4]	1:46.84 [4]	2:16.51 [5]	2:48.60	2:02.91	2:01.13	+13m	43.12m
		Jodi Quinlan	Lead	Q3			205m	815m	812m	813m		629m	408m	408m	404m				

Note: Timing is based on positional data.

[] Indicates rank at the end of each section

--:-- No data available for this section

N/A Information not available

Melton-Professional-2026-05-01

Race 5: GARARDS HORSE AND HOUND PACE - 2240m

01 May 2026 - 8:33PM



HARNESS RACING VICTORIA

RANK	TAB	Horse/Driver	Top Speed (Km/h)	Fastest Section	First 50m	First 100m	First 200m	First Half	Middle Half	Last Half	Lead Time	1st Quarter	2nd Quarter	3rd Quarter	4th Quarter	Last Mile	Mile Rate	Distance Travelled	Gross Time/Margin
			52.27	0:29.10								0:45.30	1:16.07 (0:30.77)	1:46.51 (0:30.44)	2:15.68 (0:29.17)	2:45.39 (0:29.71)			
8	7	IMPEACHED			03.89	07.38	14.06	1:01.08	0:59.45	1:02.18	0:46.46 [8]	1:17.20 [8]	1:47.54 [8]	2:16.64 [6]	2:49.72	2:03.26	2:01.94	+19m	58.12m
		James Herbertson	Q3	Q3			207m	815m	814m	816m	631m	407m	408m	406m	410m				

Note: Timing is based on positional data.

[] Indicates rank at the end of each section


--:--:-- No data available for this section

N/A Information not available

Melton-Professional-2026-05-01

Race 6: 2CONSTRUCT 3YO MAIDEN TROT - 2240m

01 May 2026 - 9:03PM



HARNESS RACING VICTORIA


RANK	TAB	Horse/ Driver	Top Speed (Km/h)	Fastest Section	First 50m	First 100m	First 200m	First Half	Middle Half	Last Half	Lead Time 0:47.50	1st Quarter	2nd Quarter	3rd Quarter	4th Quarter	Last Mile	Mile Rate	Distance Travelled	Gross Time/ Margin
												1:17.63 (0:30.13)	1:50.78 (0:33.15)	2:22.74 (0:31.96)	2:54.63 (0:31.89)				
1	6	MOONLIGHT BILLY	51.66	0:30.00	03.83	07.19	13.55	1:03.18	1:05.09	1:03.43	0:48.02 [3]	1:18.02 [2]	1:51.20 [2]	2:23.10 [2]	2:54.63	2:06.61	2:05.46	0m	2:54.63
		Matthew Whittle	Lead	Q1			203m	807m	807m	812m	627m	404m	402m	404m	407m				
2	3	MISS HOLLY RED	52.92	0:30.02	03.79	07.07	13.30	1:03.18	1:05.12	1:04.11	0:47.61 [2]	1:17.63 [1]	1:50.78 [1]	2:22.74 [1]	2:54.89	2:07.28	2:05.65	0m	3:53m
		Ewa Justice	Lead	Q1			202m	807m	808m	812m	626m	405m	402m	405m	406m				
3	8	WAR DAN PHOENIX	50.00	0:30.99	04.06	07.65	14.86	1:03.48	1:04.16	1:03.23	0:49.03 [5]	1:20.01 [5]	1:52.51 [5]	2:24.18 [4]	2:55.74	2:06.71	2:06.26	+1m	14.86m
		Nick Beale	Lead	Q1			203m	806m	806m	809m	626m	403m	402m	403m	406m				
4	4	REDBLUENPURPLE	51.37	0:30.27	03.84	07.23	14.30	1:03.03	1:04.50	1:08.83	0:48.59 [4]	1:18.86 [4]	1:51.61 [3]	2:23.35 [3]	3:00.45	2:11.86	2:09.64	+10m	78.05m
		Jason Ainsworth	Lead	Q1			204m	806m	806m	814m	630m	404m	402m	404m	410m				
5	5	GIANT FRANKIE	47.45	0:32.87	04.20	07.92	16.66	1:06.86	1:07.62	1:06.85	0:51.16 [6]	1:24.38 [6]	1:58.02 [6]	2:32.00 [6]	3:04.87	2:13.71	2:12.81	+23m	137.29m
		Rita Burnett	Q4	Q4			204m	805m	806m	812m	646m	403m	402m	404m	408m				
6	7	KING OF NORMANDY	53.14	0:31.03	03.87	07.25	13.52	1:04.40	1:07.38	1:14.00	0:47.50 [1]	1:18.53 [3]	1:51.91 [4]	2:25.93 [5]	3:05.92	2:18.40	2:13.57	+23m	151.47m
		James Herbertson	Q1	Q1			206m	813m	812m	814m	641m	407m	406m	406m	408m				
7	2	FREMARKSMARVEL	48.28	0:32.88	04.05	08.13	18.01	1:10.01	1:06.07	1:09.62	0:58.24 [7]	1:35.06 [7]	2:08.25 [7]	2:41.13 [7]	3:17.87	2:19.63	2:22.16	+6m	311.65m
		Josh Duggan	Lead	Q3			203m	812m	808m	810m	628m	407m	405m	403m	407m				

Note: Timing is based on positional data.

[] Indicates rank at the end of each section

--:--:-- No data available for this section

N/A Information not available



HARNESS RACING VICTORIA

Melton-Professional-2026-05-01

Race 6: 2CONSTRUCT 3YO MAIDEN TROT - 2240m

01 May 2026 - 9:03PM



Scratched: TAURAS (1)

Note: Timing is based on positional data.

[] Indicates rank at the end of each section

--:-- No data available for this section

N/A Information not available

Data processed by  TRIPLESDATA

Melton-Professional-2026-05-01

Race 7: HYLAND RACING COLOURS PACE - 1720m

01 May 2026 - 9:37PM



HARNESS RACING VICTORIA

RANK	TAB	Horse/ Driver	Top Speed (Km/h)	Fastest Section	First 50m	First 100m	First 200m	First Half	Middle Half	Last Half	Lead Time 0:06.55	1st Quarter	2nd Quarter	3rd Quarter	4th Quarter	Last Mile	Mile Rate	Distance Travelled	Gross Time/ Margin
												0:35.66 (0:29.11)	1:07.44 (0:31.78)	1:36.81 (0:29.37)	2:05.74 (0:28.93)				
1	6	HIGHLANDHARTBREAKA	55.94	0:27.68	03.83	07.19	13.72	1:01.46	1:01.08	0:57.05	0:07.24 [7]	0:36.99 [6]	1:08.69 [7]	1:38.06 [7]	2:05.74	1:58.51	1:57.65	+26m	2:05.74
		Kate Gath	Q4	Q4			204m	817m	813m	819m	110m	409m	408m	405m	413m				
2	3	DELIGHTFUL CHARM	55.80	0:28.67	03.62	06.73	12.96	1:01.12	1:00.91	0:58.05	0:06.62 [3]	0:36.21 [3]	1:07.73 [2]	1:37.11 [2]	2:05.79	1:59.17	1:57.69	+23m	0.68m
		Kerryn Manning	Lead	Q4			205m	819m	814m	815m	110m	410m	409m	405m	410m				
3	5	IM WESLEY	57.20	0:28.57	03.61	06.65	12.79	1:01.50	1:01.13	0:57.97	0:06.55 [1]	0:36.32 [4]	1:08.06 [4]	1:37.45 [4]	2:06.03	1:59.47	1:57.92	+24m	3.93m
		Chris Alford	Lead	Q4			206m	820m	814m	816m	110m	411m	409m	405m	410m				
4	7	PERCESSION	55.33	0:28.60	03.64	06.78	13.33	1:01.49	1:00.30	0:57.94	0:06.67 [4]	0:37.20 [7]	1:08.15 [5]	1:37.49 [5]	2:06.09	1:59.43	1:57.98	+17m	4.8m
		Lisa Miles	Lead	Q4			206m	817m	809m	811m	110m	412m	405m	404m	407m				
5	4	ADMIRALOFTHEFLEET	54.40	0:28.47	03.74	06.98	13.28	1:01.34	1:01.10	0:57.88	0:06.95 [6]	0:36.60 [5]	1:08.30 [6]	1:37.71 [6]	2:06.19	1:59.22	1:58.07	+25m	6.1m
		Connor Ronan	Q1	Q4			204m	818m	814m	817m	110m	409m	409m	406m	412m				
6	2	JUST INCREDIBLE	56.59	0:29.07	03.62	06.73	12.74	1:00.84	1:01.15	0:59.04	0:06.59 [2]	0:35.66 [1]	1:07.44 [1]	1:36.81 [1]	2:06.47	1:59.88	1:58.33	+5m	9.84m
		James Herbertson	Q1	Q1			202m	805m	806m	811m	110m	403m	402m	404m	407m				
7	1	RUBY WINGATE	55.15	0:29.31	03.68	06.85	13.03	1:01.06	1:01.14	0:59.17	0:06.81 [5]	0:36.11 [2]	1:07.87 [3]	1:37.26 [3]	2:07.05	2:00.23	1:58.87	+5m	17.55m
		Leigh Sutton	Q1	Q1			202m	806m	806m	809m	110m	403m	402m	404m	405m				

Note: Timing is based on positional data.

[] Indicates rank at the end of each section

-:--:- No data available for this section

N/A Information not available

Melton-Professional-2026-05-01

Race 8: IRT PACE - 1720m

01 May 2026 - 10:12PM



HARNESS RACING VICTORIA

RANK	TAB	Horse/ Driver	Top Speed (Km/h)	Fastest Section	First 50m	First 100m	First 200m	First Half	Middle Half	Last Half	Lead Time 0:06.66	1st Quarter	2nd Quarter	3rd Quarter	4th Quarter	Last Mile	Mile Rate	Distance Travelled	Gross Time/ Margin
												0:36.80 (0:30.14)	1:07.27 (0:28.47)	1:35.69 (0:28.42)	2:04.32 (0:28.63)				
1	2	KYORETSU	55.69	0:28.41	03.64	06.76	13.08	1:00.60	0:58.87	0:57.04	0:06.66 [1]	0:36.80 [1]	1:07.27 [1]	1:35.69 [1]	2:04.32	1:57.64	1:56.32	+1m	2:04.32
		James Herbertson	Lead	Q3			201m	806m	808m	812m		105m	404m	402m	405m				
2	5	SHAZZA LOVE	55.33	0:28.01	03.83	07.17	13.94	1:01.03	0:58.99	0:56.67	0:07.27 [4]	0:37.97 [7]	1:08.30 [7]	1:36.96 [7]	2:04.98	1:57.70	1:56.93	+25m	8.8m
		Chris Alford	Q4	Q4			204m	820m	815m	820m		105m	412m	409m	406m				
3	7	AVEIRO	51.73	0:28.56	03.93	07.44	14.43	1:00.42	0:58.96	0:57.32	0:07.51 [7]	0:37.54 [5]	1:07.94 [5]	1:36.50 [5]	2:05.27	1:57.74	1:57.21	+4m	12.73m
		Lauren White	Q3	Q3			204m	808m	808m	812m		105m	406m	402m	405m				
4	1	JUSTLIKEDAVE	52.63	0:28.49	03.76	07.05	13.50	1:00.59	0:58.88	0:57.84	0:06.95 [3]	0:37.16 [3]	1:07.55 [3]	1:36.04 [2]	2:05.39	1:58.43	1:57.32	+2m	14.35m
		Jodi Quinlan	Lead	Q3			200m	807m	808m	812m		106m	404m	402m	405m				
5	4	WOODLEA DIEGO NZ	52.49	0:28.69	03.87	07.24	13.77	1:00.33	0:59.03	0:58.39	0:07.25 [6]	0:37.25 [4]	1:07.59 [4]	1:36.28 [4]	2:05.99	1:58.72	1:57.88	+18m	22.33m
		Ewa Justice	Q1	Q3			202m	815m	813m	818m		106m	408m	408m	406m				
6	6	TED BEAR	52.49	0:28.68	03.80	07.27	14.13	1:00.65	0:59.01	0:58.10	0:07.27 [5]	0:37.59 [6]	1:07.92 [6]	1:36.61 [6]	2:06.03	1:58.75	1:57.92	+18m	22.89m
		Kate Gath	Q4	Q3			203m	817m	813m	818m		105m	409m	408m	405m				
7	3	WICHITA KANSAS	53.78	0:28.83	03.74	06.95	13.28	1:00.46	0:59.21	0:58.80	0:06.88 [2]	0:36.96 [2]	1:07.34 [2]	1:36.17 [3]	2:06.14	1:59.26	1:58.02	+12m	24.34m
		Leilani Justice	Lead	Q3			202m	816m	813m	813m		105m	408m	408m	405m				

Note: Timing is based on positional data.

[] Indicates rank at the end of each section

--:-- No data available for this section

N/A Information not available