

Kilmore-Professional-2026-05-21

Race 1: BERALDO COFFEE PACE - 1690m

21 May 2026 - 5:10PM



HARNESS RACING VICTORIA



RANK	TAB	Horse/ Driver	Top Speed (Km/h)	Fastest Section	First 50m	First 100m	First 200m	First Half	Middle Half	Last Half	Lead Time	1st Quarter	2nd Quarter	3rd Quarter	4th Quarter	Last Mile	Mile Rate	Distance Travelled	Gross Time/ Margin
												0:34.11 (0:29.07)	1:05.82 (0:31.71)	1:33.79 (0:27.97)	2:02.62 (0:28.83)				
1	3	KING SAINT	58.36	0:27.97	03.60	06.62	12.74	1:00.78	0:59.67	0:56.80	0:05.04 [1]	0:34.11 [1]	1:05.82 [1]	1:33.79 [1]	2:02.62	1:57.57	1:56.77	+3m	2:02.62
		Ellen Tormey	Q1	Q3			203m	806m	805m	806m	81m	404m	402m	402m	404m				
2	12	SOHO HUDSON	55.01	0:28.08	03.84	07.11	13.85	1:00.26	0:59.32	0:56.67	0:05.82 [10]	0:34.84 [6]	1:06.08 [2]	1:34.17 [3]	2:02.76	1:56.93	1:56.90	+30m	1.8m
		Ross Payne	Q3	Q3			204m	822m	816m	811m	86m	413m	409m	407m	404m				
3	10	THE GOLDEN HOOK	56.20	0:27.49	03.86	07.10	13.85	1:01.04	0:58.83	0:56.50	0:05.89 [12]	0:35.59 [11]	1:06.92 [10]	1:34.41 [5]	2:03.43	1:57.54	1:57.54	+35m	10.81m
		Tasmyn Potter	Q1	Q3			203m	819m	820m	819m	88m	408m	411m	410m	409m				
4	11	MORRIS BROWN	56.70	0:27.54	03.70	06.82	13.52	1:01.05	0:58.82	0:56.86	0:05.56 [7]	0:35.33 [9]	1:06.62 [6]	1:34.16 [2]	2:03.49	1:57.91	1:57.60	+32m	11.67m
		Ewa Justice	Q1	Q3			203m	819m	821m	817m	86m	408m	411m	410m	408m				
5	4	SUMTHIN ELSE	56.63	0:28.12	03.64	06.75	12.99	1:01.49	1:00.05	0:57.50	0:05.17 [2]	0:34.73 [4]	1:06.66 [7]	1:34.78 [9]	2:04.16	1:58.99	1:58.24	+19m	20.67m
		David Miles	Q1	Q3			203m	816m	815m	812m	81m	407m	408m	407m	405m				
6	5	KEAYANG OMAR	54.90	0:28.13	03.68	06.96	13.46	1:01.10	1:00.09	0:57.89	0:05.26 [5]	0:34.40 [2]	1:06.35 [4]	1:34.48 [6]	2:04.24	1:58.99	1:58.31	+23m	21.74m
		Taylor Youl	Q3	Q3			205m	820m	815m	812m	81m	412m	408m	407m	404m				
7	9	FEEL THE REIGN	55.37	0:28.19	03.83	07.05	13.83	1:00.86	0:59.85	0:57.71	0:05.87 [11]	0:35.07 [8]	1:06.73 [8]	1:34.92 [10]	2:04.44	1:58.56	1:58.49	+9m	24.3m
		Abby Sanderson	Q1	Q3			202m	806m	805m	805m	88m	403m	402m	402m	403m				

Note: Timing is based on positional data.

[] Indicates rank at the end of each section


--:-- No data available for this section

N/A Information not available

Kilmore-Professional-2026-05-21

Race 1: BERALDO COFFEE PACE - 1690m

21 May 2026 - 5:10PM



HARNESS RACING VICTORIA



RANK	TAB	Horse/Driver	Top Speed (Km/h)	Fastest Section	First 50m	First 100m	First 200m	First Half	Middle Half	Last Half	Lead Time	1st Quarter	2nd Quarter	3rd Quarter	4th Quarter	Last Mile	Mile Rate	Distance Travelled	Gross Time/Margin
8	2	CALYPSO MISTRESS	56.23	0:28.28	03.65	06.75	13.28	1:01.75	1:00.20	0:58.12	0:05.17 [3]	0:35.00 [7]	1:06.92 [9]	1:35.20 [11]	2:05.05	1:59.87	1:59.08	+25m	32.58m
		Jackie Barker	Q1	Q3			203m	817m	816m	817m	81m	408m	408m	408m	409m				
9	6	AMERICAN GUY	55.69	0:27.46	03.77	07.03	13.62	1:01.86	0:58.82	0:57.84	0:05.39 [6]	0:35.90 [12]	1:07.26 [12]	1:34.72 [8]	2:05.11	1:59.70	1:59.13	+39m	33.33m
		Jack Laugher	Q3	Q3			205m	826m	820m	821m	82m	416m	410m	410m	410m				
10	7	DIRECT COMMAND NZ	54.43	0:28.18	03.82	07.12	13.96	1:01.49	0:59.74	0:58.38	0:05.66 [8]	0:35.59 [10]	1:07.16 [11]	1:35.35 [12]	2:05.55	1:59.87	1:59.56	+10m	39.25m
		Liam Older	Q3	Q3			205m	811m	805m	806m	83m	409m	402m	402m	404m				
11	8	MISTER JIMARINGLE	55.91	0:28.15	03.78	06.95	13.56	1:00.75	0:59.81	0:59.39	0:05.65 [9]	0:34.74 [5]	1:06.40 [5]	1:34.56 [7]	2:05.80	2:00.14	1:59.80	+11m	42.62m
		James Herbertson	Q1	Q3			202m	806m	805m	808m	87m	404m	402m	402m	406m				
12	1	TOBYS SHOUT	56.56	0:28.20	03.66	06.75	13.10	1:00.96	0:59.86	1:00.11	0:05.18 [4]	0:34.48 [3]	1:06.14 [3]	1:34.34 [4]	2:06.25	2:01.07	2:00.22	+6m	48.57m
		Ryan Sanderson	Q1	Q3			203m	806m	805m	808m	81m	404m	402m	402m	406m				

Note: Timing is based on positional data.

[] Indicates rank at the end of each section


--:-- No data available for this section

N/A Information not available

Kilmore-Professional-2026-05-21

Race 2: PACING FOR PINK 3YO MAIDEN PACE - 2180m

21 May 2026 - 5:43PM



HARNESS RACING VICTORIA



RANK	TAB	Horse/ Driver	Top Speed (Km/h)	Fastest Section	First 50m	First 100m	First 200m	First Half	Middle Half	Last Half	Lead Time 0:42.34	1st Quarter	2nd Quarter	3rd Quarter	4th Quarter	Last Mile	Mile Rate	Distance Travelled	Gross Time/ Margin
												1:15.09 (0:32.75)	1:47.12 (0:32.03)	2:15.67 (0:28.55)	2:45.52 (0:29.85)				
1	4	HILTONS SPIRIT	52.99	0:28.53	03.80	07.17	14.08	1:04.75	1:00.55	0:57.99	0:42.77 [2]	1:15.50 [2]	1:47.52 [3]	2:16.05 [3]	2:45.52	2:02.74	2:02.19	+4m	2:45.52
		Adrian Pace	Q3	Q3			202m	806m	805m	806m	572m	404m	402m	403m	404m				
2	9	HEAVENLY FLYER	53.82	0:28.69	04.03	07.61	14.91	1:04.75	1:00.65	0:58.10	0:43.34 [5]	1:16.13 [5]	1:48.08 [7]	2:16.77 [8]	2:46.18	2:02.85	2:02.67	+15m	8.85m
		James Herbertson	Q3	Q3			202m	808m	808m	811m	576m	404m	404m	404m	407m				
3	1	JANSEN	53.28	0:28.55	03.74	07.00	13.66	1:04.78	1:00.59	0:59.19	0:42.34 [1]	1:15.09 [1]	1:47.12 [1]	2:15.67 [1]	2:46.32	2:03.97	2:02.78	+5m	10.77m
		Sean O'Sullivan	Lead	Q3			203m	807m	805m	807m	572m	404m	402m	403m	405m				
4	11	TAKAO	54.29	0:28.28	04.09	07.91	15.88	1:03.38	0:59.64	0:58.72	0:45.10 [10]	1:17.13 [10]	1:48.49 [9]	2:16.78 [9]	2:47.23	2:02.10	2:03.45	+39m	22.93m
		Christopher Shinn	Q3	Q3			203m	814m	817m	821m	584m	406m	408m	409m	412m				
5	5	ROM BARO	54.68	0:28.20	03.74	06.96	13.66	1:04.69	0:59.87	0:59.76	0:43.17 [4]	1:16.19 [6]	1:47.86 [6]	2:16.05 [4]	2:47.62	2:04.45	2:03.74	+35m	28.22m
		Charlene Gusman	Q3	Q3			204m	819m	822m	818m	579m	407m	411m	410m	407m				
6	10	BIG NIK	53.75	0:29.21	04.04	07.75	15.45	1:02.92	1:00.90	1:00.54	0:44.37 [9]	1:15.60 [3]	1:47.28 [2]	2:16.50 [7]	2:47.84	2:03.46	2:03.90	+34m	31.23m
		Ryan Sanderson	Q1	Q3			203m	814m	815m	818m	582m	407m	407m	408m	410m				
7	8	COBARGO MILLY	52.42	0:28.72	03.90	07.27	14.27	1:04.75	1:00.71	1:01.12	0:42.94 [3]	1:15.69 [4]	1:47.69 [5]	2:16.40 [5]	2:48.80	2:05.87	2:04.61	+9m	44.03m
		Glenn Bull	Q3	Q3			202m	806m	805m	807m	576m	404m	402m	403m	404m				

Note: Timing is based on positional data.

[] Indicates rank at the end of each section


-:--:- No data available for this section

N/A Information not available

Kilmore-Professional-2026-05-21

Race 2: PACING FOR PINK 3YO MAIDEN PACE - 2180m

21 May 2026 - 5:43PM



HARNESS RACING VICTORIA



RANK	TAB	Horse/Driver	Top Speed (Km/h)	Fastest Section	First 50m	First 100m	First 200m	First Half	Middle Half	Last Half	Lead Time	1st Quarter	2nd Quarter	3rd Quarter	4th Quarter	Last Mile	Mile Rate	Distance Travelled	Gross Time/Margin
												0:42.34	1:15.09 (0:32.75)	1:47.12 (0:32.03)	2:15.67 (0:28.55)				
8	2	TRICODE	53.86	0:28.27	04.01	07.49	14.71	1:08.55	1:03.78	0:58.18	0:43.80 [7]	1:16.84 [9]	1:52.35 [10]	2:20.62 [10]	2:50.53	2:06.73	2:05.89	+19m	67.23m
		Blake Pace	Q3	Q3			203m	814m	811m	807m		578m	407m	406m	404m				
9	6	BETTOR PUNTER NZ	54.14	0:28.34	03.90	07.36	14.33	1:04.25	0:59.55	1:03.22	0:43.39 [6]	1:16.42 [7]	1:47.64 [4]	2:15.98 [2]	2:50.86	2:07.47	2:06.13	+23m	71.65m
		Joe Pace	Q3	Q3			203m	815m	813m	811m		578m	407m	407m	406m				
10	3	VILLAVOS	53.64	0:28.41	04.06	07.70	15.18	1:03.95	0:59.88	1:03.79	0:44.09 [8]	1:16.56 [8]	1:48.04 [8]	2:16.45 [6]	2:51.84	2:07.74	2:06.85	+10m	84.74m
		Chris Alford	Q3	Q3			203m	807m	805m	806m		578m	405m	402m	402m				

Scratched: ZEALYN (7)

Note: Timing is based on positional data.

[] Indicates rank at the end of each section


--:-- No data available for this section

N/A Information not available

Kilmore-Professional-2026-05-21

Race 3: KILMORE FORD TROT - 2180m

21 May 2026 - 6:18PM



HARNESS RACING VICTORIA



RANK	TAB	Horse/ Driver	Top Speed (Km/h)	Fastest Section	First 50m	First 100m	First 200m	First Half	Middle Half	Last Half	Lead Time 0:44.70	1st Quarter	2nd Quarter	3rd Quarter	4th Quarter	Last Mile	Mile Rate	Distance Travelled	Gross Time/ Margin
												1:17.20 (0:32.50)	1:50.19 (0:32.99)	2:20.01 (0:29.82)	2:49.97 (0:29.96)				
1	5	SAMMY HALLER	52.49	0:29.63	03.94	07.44	15.06	1:04.50	1:02.61	0:59.59	0:45.89 [7]	1:17.40 [2] (0:31.52)	1:50.38 [2] (0:32.98)	2:20.01 [1] (0:29.63)	2:49.97 (0:29.96)	2:04.09	2:05.47	+28m	2:49.97
		Laura Wilson	Q3	Q3			203m	818m	814m	811m	578m	411m	407m	406m	405m				
2	3	SHAQ THE ANVIL	53.53	0:29.00	04.00	07.51	14.75	1:05.54	1:01.92	0:59.01	0:45.56 [5]	1:18.19 [6] (0:32.62)	1:51.10 [6] (0:32.92)	2:20.10 [2] (0:29.00)	2:50.11 (0:30.01)	2:04.55	2:05.58	+29m	1.92m
		John Caldwell	Q3	Q3			202m	814m	815m	816m	578m	407m	407m	408m	408m				
3	10	DEEP LOVE NZ	53.21	0:29.03	04.11	07.80	15.84	1:05.20	1:01.96	0:58.67	0:46.27 [9]	1:18.54 [8] (0:32.27)	1:51.47 [8] (0:32.93)	2:20.51 [4] (0:29.03)	2:50.15 (0:29.64)	2:03.87	2:05.61	+33m	2.4m
		Chris Alford	Q3	Q3			202m	813m	815m	816m	583m	407m	407m	408m	409m				
4	8	WIND STORM	52.38	0:29.56	04.05	07.54	15.15	1:05.52	1:02.56	0:59.44	0:45.68 [6]	1:18.18 [7] (0:32.50)	1:51.19 [7] (0:33.02)	2:20.75 [8] (0:29.56)	2:50.64 (0:29.88)	2:04.96	2:05.96	+22m	8.92m
		Ellen Tormey	Q3	Q3			202m	808m	810m	817m	578m	404m	404m	406m	411m				
5	2	MIDNITE MUSCLE	52.38	0:29.94	03.85	07.16	14.31	1:05.50	1:02.94	1:00.24	0:45.08 [2]	1:17.57 [3] (0:32.50)	1:50.57 [3] (0:33.00)	2:20.51 [5] (0:29.94)	2:50.82 (0:30.30)	2:05.74	2:06.10	+5m	11.41m
		Jack Laugher	Lead	Q3			202m	806m	805m	807m	573m	404m	402m	402m	404m				
6	1	ATTRACTED	51.01	0:29.92	03.91	07.34	14.61	1:05.50	1:02.93	1:00.03	0:45.37 [4]	1:17.86 [5] (0:32.49)	1:50.87 [5] (0:33.01)	2:20.79 [7] (0:29.92)	2:50.90 (0:30.11)	2:05.53	2:06.16	+6m	12.42m
		James Herbertson	Q3	Q3			202m	806m	805m	807m	572m	404m	402m	402m	405m				
7	4	APEX	53.28	0:29.92	03.77	07.03	14.03	1:05.50	1:02.92	1:00.75	0:44.70 [1]	1:17.20 [1] (0:32.50)	1:50.19 [1] (0:33.00)	2:20.12 [3] (0:29.92)	2:50.96 (0:30.83)	2:06.25	2:06.21	+6m	13.33m
		Ewa Justice	Lead	Q3			203m	806m	805m	807m	573m	403m	402m	403m	405m				

Note: Timing is based on positional data.

[] Indicates rank at the end of each section


--:-- No data available for this section

N/A Information not available

Kilmore-Professional-2026-05-21

Race 3: KILMORE FORD TROT - 2180m

21 May 2026 - 6:18PM



HARNESS RACING VICTORIA



RANK	TAB	Horse/ Driver	Top Speed (Km/h)	Fastest Section	First 50m	First 100m	First 200m	First Half	Middle Half	Last Half	Lead Time 0:44.70	1st Quarter	2nd Quarter	3rd Quarter	4th Quarter	Last Mile	Mile Rate	Distance Travelled	Gross Time/ Margin
												1:17.20 (0:32.50)	1:50.19 (0:32.99)	2:20.01 (0:29.82)	2:49.97 (0:29.96)				
8	6	WOMAN TO LOVE	51.23	0:29.83	03.85	07.26	14.42	1:05.56	1:02.79	1:01.56	0:45.26 [3]	1:17.88 [4]	1:50.84 [4]	2:20.67 [6]	2:52.40	2:07.14	2:07.27	+23m	32.62m
		Neil McCallum	Q3	Q3			203m	814m	814m	811m		578m	407m	407m	406m				
9	9	HEIR JAURDON	51.84	0:29.63	04.01	07.56	15.50	1:05.47	1:02.61	1:01.11	0:46.05 [8]	1:18.54 [9]	1:51.51 [9]	2:21.14 [10]	2:52.63	2:06.57	2:07.43	+13m	35.63m
		David Miles	Q3	Q3			202m	806m	805m	807m		580m	404m	402m	402m				
10	7	LOVE ME AGAIN NZ	53.14	0:29.32	04.06	07.75	16.24	1:05.22	1:02.17	1:05.34	0:46.52 [10]	1:18.89 [10]	1:51.74 [10]	2:21.07 [9]	2:57.09	2:10.56	2:10.73	+32m	95.48m
		Tristan Larsen	Q3	Q3			203m	813m	816m	817m		582m	406m	407m	409m				

Note: Timing is based on positional data.

[] Indicates rank at the end of each section


--:--:-- No data available for this section

N/A Information not available

Kilmore-Professional-2026-05-21

Race 4: JC WINDOWS TROT - 1690m

21 May 2026 - 6:56PM



HARNESS RACING VICTORIA



RANK	TAB	Horse/ Driver	Top Speed (Km/h)	Fastest Section	First 50m	First 100m	First 200m	First Half	Middle Half	Last Half	Lead Time 0:05.40	1st Quarter	2nd Quarter	3rd Quarter	4th Quarter	Last Mile	Mile Rate	Distance Travelled	Gross Time/ Margin
												0:34.14 (0:28.74)	1:07.90 (0:33.76)	1:37.53 (0:29.63)	2:07.90 (0:30.37)				
1	6	ALDEBARAN ABEL	53.21	0:28.61	03.77	07.12	14.24	1:03.41	1:02.03	0:58.86	0:05.55 [6]	0:35.54 [8]	1:08.96 [7]	1:37.56 [3]	2:07.83	2:02.27	2:01.72	+27m	2:07.83
		James Herbertson	Q3	Q3			203m	817m	817m	817m		83m	408m	409m	409m				
2	3	BUSLIN BRODY	54.07	0:29.19	03.90	07.22	13.89	1:02.93	1:03.41	0:59.27	0:05.69 [7]	0:34.88 [5]	1:08.62 [4]	1:38.28 [7]	2:07.90	2:02.20	2:01.79	+13m	1:01m
		Joe Attard	Q1	Q1			202m	810m	808m	810m		82m	406m	404m	404m				
3	8	QUAKE PROOF	54.00	0:28.67	03.82	07.11	13.99	1:02.47	1:03.47	0:59.92	0:05.77 [8]	0:34.44 [3]	1:08.24 [2]	1:37.91 [4]	2:08.16	2:02.39	2:02.04	+10m	4.43m
		Anne-Maree Conroy	Q1	Q1			202m	806m	805m	808m		86m	404m	402m	403m				
4	9	TIPPLE TIME	53.06	0:29.00	03.89	07.25	14.36	1:02.54	1:02.35	1:00.37	0:05.99 [9]	0:35.17 [7]	1:08.53 [5]	1:37.53 [1]	2:08.91	2:02.91	2:02.76	+24m	14.56m
		Chris Alford	Q1	Q3			203m	814m	817m	813m		88m	405m	409m	408m				
5	4	SETTLE THE BILL	54.04	0:29.26	03.75	07.01	13.65	1:03.97	1:03.53	0:59.56	0:05.45 [3]	0:35.16 [6]	1:09.42 [9]	1:38.69 [9]	2:09.00	2:03.53	2:02.85	+15m	15.79m
		Damian Wilson	Q1	Q3			203m	815m	810m	808m		82m	409m	406m	404m				
6	2	NIGHT FLIGHT	53.71	0:28.99	03.82	07.13	13.83	1:03.07	1:03.96	1:00.93	0:05.52 [5]	0:34.51 [4]	1:08.59 [6]	1:38.48 [8]	2:09.53	2:04.00	2:03.35	+21m	22.88m
		Ewa Justice	Q1	Q1			202m	812m	813m	816m		82m	405m	407m	406m				
7	1	PIESRIDINGSHOTGUN	54.00	0:28.66	03.76	07.03	13.62	1:02.43	1:03.52	1:01.72	0:05.48 [4]	0:34.14 [1]	1:07.90 [1]	1:37.65 [2]	2:09.62	2:04.15	2:03.43	+4m	23.99m
		Liam Older	Q1	Q1			202m	805m	805m	807m		82m	403m	402m	403m				

Note: Timing is based on positional data.

[] Indicates rank at the end of each section


--:-- No data available for this section

N/A Information not available

Kilmore-Professional-2026-05-21

Race 4: JC WINDOWS TROT - 1690m

21 May 2026 - 6:56PM



HARNESS RACING VICTORIA



RANK	TAB	Horse/ Driver	Top Speed (Km/h)	Fastest Section	First 50m	First 100m	First 200m	First Half	Middle Half	Last Half	Lead Time	1st Quarter	2nd Quarter	3rd Quarter	4th Quarter	Last Mile	Mile Rate	Distance Travelled	Gross Time/ Margin
												0:34.14 (0:28.74)	1:07.90 (0:33.76)	1:37.53 (0:29.63)	2:07.90 (0:30.37)				
8	7	OX KNOX	53.96	0:28.77	03.67	06.88	13.72	1:03.94	1:02.43	1:05.44	0:05.36 [2]	0:35.66 [9]	1:09.31 [8]	1:38.08 [5]	2:14.75	2:09.38	2:08.32	+34m	92.84m
		Jack Laugher	Lead	Q3			205m	821m	817m	820m	83m	412m	409m	408m	412m				
9	5	TE AMO	54.65	0:28.86	03.72	06.95	13.50	1:02.90	1:03.98	1:06.89	0:05.40 [1]	0:34.26 [2]	1:08.30 [3]	1:38.23 [6]	2:15.19	2:09.79	2:08.73	+24m	98.7m
		Blake Pace	Q1	Q1			204m	820m	814m	813m	82m	412m	407m	406m	406m				

Note: Timing is based on positional data.

[] Indicates rank at the end of each section

--:--:-- No data available for this section

N/A Information not available

Kilmore-Professional-2026-05-21

Race 5: COULTER LEGAL 4YO & OLDER 2-3 LTW TROT - 2180m

21 May 2026 - 7:33PM



HARNESS RACING VICTORIA



RANK	TAB	Horse/ Driver	Top Speed (Km/h)	Fastest Section	First 50m	First 100m	First 200m	First Half	Middle Half	Last Half	Lead Time 0:43.02	1st Quarter	2nd Quarter	3rd Quarter	4th Quarter	Last Mile	Mile Rate	Distance Travelled	Gross Time/ Margin
												1:14.60 (0:31.57)	1:46.02 (0:31.42)	2:16.12 (0:30.10)	2:46.73 (0:30.61)				
1	4	KENNYS SON	52.85	0:30.11	03.79	07.06	13.89	1:02.99	1:01.53	1:00.71	0:43.02 [1]	1:14.60 [1]	1:46.02 [1]	2:16.12 [1]	2:46.73	2:03.70	2:03.08	+5m	2:46.73
		James Herbertson	Lead	Q3			202m	806m	805m	808m		573m	404m	402m	403m				
2	8	AHUNDREDPLUS	50.62	0:30.10	03.96	07.42	14.80	1:02.97	1:01.50	1:00.37	0:43.67 [3]	1:15.26 [3]	1:46.66 [3]	2:16.75 [3]	2:47.02	2:03.34	2:03.30	+10m	3.9m
		Jackie Barker	Q4	Q3			202m	806m	805m	807m		576m	404m	402m	403m				
3	9	RYMES	51.26	0:29.77	04.09	07.64	15.28	1:02.41	1:01.08	1:00.41	0:44.68 [6]	1:15.77 [6]	1:47.09 [6]	2:16.86 [5]	2:47.51	2:02.82	2:03.66	+30m	10.37m
		Jason Hackett	Q4	Q3			202m	814m	814m	815m		581m	406m	407m	407m				
4	5	BUMPER SERVICE	52.99	0:30.08	03.78	07.06	14.49	1:02.99	1:01.51	1:00.54	0:44.04 [4]	1:15.61 [5]	1:47.04 [5]	2:17.12 [6]	2:47.57	2:03.53	2:03.71	+8m	11.36m
		Chris Alford	Lead	Q3			203m	807m	805m	809m		574m	405m	402m	403m				
5	6	SPANISH RIZARDO	50.44	0:29.84	04.05	07.71	15.56	1:02.37	1:01.16	1:00.28	0:45.02 [7]	1:16.06 [7]	1:47.39 [7]	2:17.24 [7]	2:47.69	2:02.66	2:03.79	+23m	12.87m
		Taylor Youl	Q3	Q3			203m	813m	813m	814m		576m	406m	407m	406m				
6	1	JETAWAY SAINT	50.98	0:30.13	03.93	07.33	14.30	1:02.98	1:01.55	1:01.48	0:43.31 [2]	1:14.88 [2]	1:46.30 [2]	2:16.42 [2]	2:47.78	2:04.46	2:03.86	+5m	14.0m
		Ellen Tormey	Lead	Q3			202m	806m	805m	808m		573m	404m	402m	403m				
7	2	GLENGARRY RED	50.47	0:29.96	04.05	07.60	14.99	1:02.43	1:01.32	1:01.10	0:44.33 [5]	1:15.40 [4]	1:46.76 [4]	2:16.72 [4]	2:47.86	2:03.53	2:03.92	+18m	15.11m
		Tasmyn Potter	Q3	Q3			203m	813m	812m	810m		576m	406m	407m	405m				

Note: Timing is based on positional data.

[] Indicates rank at the end of each section


--:-- No data available for this section

N/A Information not available

Kilmore-Professional-2026-05-21

Race 5: COULTER LEGAL 4YO & OLDER 2-3 LTW TROT - 2180m

21 May 2026 - 7:33PM



HARNESS RACING VICTORIA



RANK	TAB	Horse/ Driver	Top Speed (Km/h)	Fastest Section	First 50m	First 100m	First 200m	First Half	Middle Half	Last Half	Lead Time	1st Quarter	2nd Quarter	3rd Quarter	4th Quarter	Last Mile	Mile Rate	Distance Travelled	Gross Time/ Margin
												0:43.02	1:14.60 (0:31.57)	1:46.02 (0:31.42)	2:16.12 (0:30.10)				
8	7	BAT OUT OF HILL	50.76	0:29.86	04.08	07.84	15.88	1:02.22	1:01.11	1:00.18	0:45.52 [8]	1:16.49 [9]	1:47.74 [9]	2:17.59 [9]	2:47.91	2:02.40	2:03.95	+22m	15.76m
		Damian Wilson	Q3	Q3			203m	813m	813m	813m	576m	406m	407m	406m	407m				
9	3	LILLYS TIGER	50.62	0:29.94	03.96	07.47	14.97	1:01.28	1:01.09	1:01.45	0:46.23 [9]	1:16.37 [8]	1:47.52 [8]	2:17.46 [8]	2:48.98	2:02.74	2:04.75	+14m	30.16m
		Ross Graham	Q1	Q3			204m	808m	805m	807m	580m	405m	402m	403m	405m				

Note: Timing is based on positional data.

[] Indicates rank at the end of each section


--:--:-- No data available for this section

N/A Information not available

Kilmore-Professional-2026-05-21

Race 6: MC LABOUR CONCESSION DRIVERS PACE - 1690m

21 May 2026 - 8:00PM



HARNESS RACING VICTORIA



RANK	TAB	Horse/ Driver	Top Speed (Km/h)	Fastest Section	First 50m	First 100m	First 200m	First Half	Middle Half	Last Half	Lead Time 0:05.12	1st Quarter	2nd Quarter	3rd Quarter	4th Quarter	Last Mile	Mile Rate	Distance Travelled	Gross Time/ Margin
												0:33.90 (0:28.78)	1:06.52 (0:32.62)	1:35.98 (0:29.46)	2:05.44 (0:29.46)				
1	3	ELIZAJANE	58.46	0:28.69	03.66	06.72	12.87	1:01.31	1:02.08	0:58.92	0:05.21 [2]	0:33.90 [1]	1:06.52 [1]	1:35.98 [1]	2:05.44	2:00.23	1:59.45	0m	2:05.44
		Grace Bilney	Q1	Q1			202m	806m	805m	806m	80m	403m	402m	402m	403m				
2	5	COLORADO GIRL	57.92	0:29.04	03.63	06.66	12.83	1:01.64	1:02.05	0:59.01	0:05.12 [1]	0:34.16 [2]	1:06.76 [2]	1:36.22 [2]	2:05.78	2:00.65	1:59.77	+3m	4.53m
		Hannah Parish	Q1	Q1			203m	807m	805m	807m	80m	405m	402m	402m	405m				
3	1	MY KGARI	55.01	0:29.14	03.76	06.96	13.45	1:01.75	1:02.04	0:58.79	0:05.47 [4]	0:34.61 [3]	1:07.22 [4]	1:36.64 [4]	2:06.01	2:00.54	1:59.99	0m	7.56m
		Warren Greene	Q1	Q1			202m	805m	805m	805m	80m	403m	402m	402m	403m				
4	7	PRECIOUS BELLE NZ	51.70	0:29.25	04.01	07.65	15.06	1:01.42	1:01.44	0:58.65	0:06.05 [9]	0:35.43 [6]	1:07.48 [6]	1:36.88 [8]	2:06.14	2:00.07	2:00.11	+6m	9.31m
		Louis Emerson	Q1	Q4			202m	808m	805m	807m	81m	406m	402m	402m	404m				
5	9	WHENIMREADY	53.82	0:29.37	03.74	06.97	13.82	1:01.59	1:01.55	0:58.93	0:05.64 [5]	0:35.05 [5]	1:07.23 [5]	1:36.59 [5]	2:06.15	2:00.52	2:00.13	+32m	9.52m
		Riley Mitchell	Q1	Q3			203m	819m	820m	821m	83m	409m	410m	410m	411m				
6	4	MAURLEN GRACE	54.43	0:28.75	03.78	07.16	14.30	1:02.37	1:00.44	0:58.44	0:05.57 [6]	0:36.26 [9]	1:07.95 [9]	1:36.70 [6]	2:06.39	2:00.81	2:00.35	+22m	12.67m
		Luke Sutherland	Q3	Q3			203m	816m	812m	815m	81m	410m	406m	406m	409m				
7	6	HIGHVIEW HAMMER	52.63	0:29.30	03.90	07.44	14.57	1:01.84	1:01.00	0:59.07	0:05.65 [7]	0:35.79 [8]	1:07.49 [7]	1:36.78 [7]	2:06.56	2:00.91	2:00.52	+29m	15.03m
		Riley Pace	Q3	Q3			203m	817m	819m	822m	80m	408m	410m	409m	413m				

Note: Timing is based on positional data.

[] Indicates rank at the end of each section


--:-- No data available for this section

N/A Information not available

Kilmore-Professional-2026-05-21

Race 6: MC LABOUR CONCESSION DRIVERS PACE - 1690m

21 May 2026 - 8:00PM



HARNESS RACING VICTORIA



RANK	TAB	Horse/ Driver	Top Speed (Km/h)	Fastest Section	First 50m	First 100m	First 200m	First Half	Middle Half	Last Half	Lead Time	1st Quarter	2nd Quarter	3rd Quarter	4th Quarter	Last Mile	Mile Rate	Distance Travelled	Gross Time/ Margin
												0:33.90 (0:28.78)	1:06.52 (0:32.62)	1:35.98 (0:29.46)	2:05.44 (0:29.46)				
8	2	LETS WENT	54.18	0:29.34	03.74	06.98	13.55	1:01.54	1:01.73	1:01.20	0:05.31 [3]	0:34.66 [4]	1:06.85 [3]	1:36.39 [3]	2:08.07	2:02.74	2:01.96	+23m	35.27m
		Casey Leijen	Q1	Q1			203m	818m	818m	816m	80m	408m	410m	408m	407m				
9	8	JINDALEA JACK	53.17	0:29.63	03.86	07.15	14.19	1:02.03	1:01.79	1:00.19	0:05.88 [8]	0:35.75 [7]	1:07.91 [8]	1:37.54 [9]	2:08.11	2:02.22	2:01.99	+24m	35.81m
		Joey Sharp	Q1	Q3			203m	819m	817m	811m	84m	409m	410m	407m	404m				

Note: Timing is based on positional data.

[] Indicates rank at the end of each section


--:--:-- No data available for this section

N/A Information not available

Kilmore-Professional-2026-05-21

Race 7: C&M BUILD GROUP TROT - 2180m

21 May 2026 - 8:30PM



HARNESS RACING VICTORIA



RANK	TAB	Horse/ Driver	Top Speed (Km/h)	Fastest Section	First 50m	First 100m	First 200m	First Half	Middle Half	Last Half	Lead Time 0:45.18	1st Quarter	2nd Quarter	3rd Quarter	4th Quarter	Last Mile	Mile Rate	Distance Travelled	Gross Time/ Margin
												1:18.73 (0:33.55)	1:51.36 (0:32.63)	2:22.13 (0:30.77)	2:52.77 (0:30.64)				
1	5	WHATS THE TEA	49.28	0:30.50	04.09	07.79	15.77	1:04.79	1:02.81	1:01.32	0:46.66 [7]	1:19.46 [5] (0:32.80)	1:51.45 [2] (0:31.99)	2:22.27 [2] (0:30.82)	2:52.77 (0:30.50)	2:06.11	2:07.54	+26m	2:52.77
		James Herbertson	Q3	Q4			202m	815m	814m	812m	580m	407m	408m	406m	405m				
2	9	BETTOR MAN	49.61	0:30.64	04.02	07.56	15.43	1:05.80	1:03.56	1:01.38	0:45.93 [3]	1:18.91 [2] (0:32.98)	1:51.73 [3] (0:32.82)	2:22.47 [3] (0:30.74)	2:53.12 (0:30.64)	2:07.18	2:07.80	+35m	4.72m
		Liam Older	Q4	Q4			202m	814m	816m	815m	586m	406m	408m	407m	408m				
3	8	PRO HIBITION	49.90	0:30.13	04.18	07.77	15.85	1:06.15	1:03.37	1:00.84	0:46.33 [6]	1:19.82 [7] (0:33.49)	1:52.48 [8] (0:32.66)	2:23.20 [8] (0:30.71)	2:53.33 (0:30.13)	2:06.99	2:07.95	+11m	7.52m
		Chris Alford	Q4	Q4			202m	807m	805m	807m	578m	404m	402m	402m	404m				
4	6	GIGGLE WATER	50.44	0:30.42	03.93	07.37	15.05	1:05.81	1:03.53	1:01.15	0:46.37 [5]	1:19.37 [4] (0:33.01)	1:52.18 [5] (0:32.80)	2:22.91 [5] (0:30.73)	2:53.34 (0:30.42)	2:06.96	2:07.96	+29m	7.6m
		Josh Duggan	Lead	Q4			203m	815m	816m	815m	579m	406m	408m	407m	408m				
5	2	KALARNEY PRINCE	49.86	0:30.31	03.91	07.59	16.04	1:05.48	1:03.27	1:01.02	0:46.90 [9]	1:19.82 [8] (0:32.92)	1:52.38 [7] (0:32.56)	2:23.08 [7] (0:30.71)	2:53.40 (0:30.31)	2:06.50	2:08.01	+28m	8.49m
		Abby Sanderson	Lead	Q4			203m	815m	815m	816m	578m	407m	408m	407m	408m				
6	1	LOVE WHO	49.50	0:30.68	04.02	07.55	15.14	1:06.14	1:03.37	1:01.39	0:45.92 [4]	1:19.40 [6] (0:33.48)	1:52.05 [6] (0:32.66)	2:22.77 [6] (0:30.71)	2:53.46 (0:30.68)	2:07.53	2:08.05	+8m	9.23m
		Reagan Clarke	Lead	Q4			202m	806m	805m	808m	574m	404m	402m	402m	405m				
7	7	IMABOGANBOY	50.36	0:30.34	04.18	08.06	16.27	1:06.09	1:03.02	1:00.86	0:46.76 [8]	1:20.16 [9] (0:33.41)	1:52.84 [9] (0:32.68)	2:23.19 [9] (0:30.34)	2:53.71 (0:30.52)	2:06.95	2:08.24	+21m	12.69m
		Glenn Conroy	Q3	Q3			202m	808m	811m	818m	575m	404m	404m	407m	411m				

Note: Timing is based on positional data.

[] Indicates rank at the end of each section


--:-- No data available for this section

N/A Information not available

Kilmore-Professional-2026-05-21

Race 7: C&M BUILD GROUP TROT - 2180m

21 May 2026 - 8:30PM



HARNESS RACING VICTORIA



RANK	TAB	Horse/ Driver	Top Speed (Km/h)	Fastest Section	First 50m	First 100m	First 200m	First Half	Middle Half	Last Half	Lead Time 0:45.18	1st Quarter	2nd Quarter	3rd Quarter	4th Quarter	Last Mile	Mile Rate	Distance Travelled	Gross Time/ Margin
												1:18.73 (0:33.55)	1:51.36 (0:32.63)	2:22.13 (0:30.77)	2:52.77 (0:30.64)				
8	4	MASSIF CENTRAL	53.21	0:30.77	03.77	07.04	14.40	1:06.17	1:03.40	1:02.43	0:45.18 [1]	1:18.73 [1]	1:51.36 [1]	2:22.13 [1]	2:53.79	2:08.60	2:08.30	+5m	13.76m
		Tristan Larsen	Lead	Q3			202m	806m	805m	807m		572m	404m	402m	403m				
9	3	FLING IT RAINBOW	50.40	0:30.75	03.94	07.38	14.77	1:06.09	1:03.44	1:02.66	0:45.65 [2]	1:19.05 [3]	1:51.74 [4]	2:22.48 [4]	2:54.40	2:08.75	2:08.75	+7m	21.95m
		Adrian Pace	Lead	Q3			202m	807m	805m	807m		574m	404m	402m	403m				

Note: Timing is based on positional data.

[] Indicates rank at the end of each section


--:--:-- No data available for this section

N/A Information not available

Kilmore-Professional-2026-05-21

Race 8: PICKLEBET "GET YOUR PICKLE ON" CONCESSION DRIVERS PACE - 2180m

21 May 2026 - 9:00PM



HARNESS RACING VICTORIA



RANK	TAB	Horse/Driver	Top Speed (Km/h)	Fastest Section	First 50m	First 100m	First 200m	First Half	Middle Half	Last Half	Lead Time	1st Quarter	2nd Quarter	3rd Quarter	4th Quarter	Last Mile	Mile Rate	Distance Travelled	Gross Time/Margin
												1:18.12 (0:33.70)	1:52.06 (0:33.94)	2:21.02 (0:28.96)	2:50.56 (0:29.55)				
1	2	FAVOURITEHIGHLIGHT	54.25	0:28.30	04.04	07.54	15.38	1:07.56	1:02.13	0:57.77	0:45.22 [6]	1:18.97 [6]	1:52.80 [6]	2:21.10 [3]	2:50.56	2:05.35	2:05.91	+38m	2:50.57
		Hannah Parish	Q3	Q3			203m	816m	818m	820m		582m	408m	409m	410m				
2	6	NORTHERN TERROR	54.61	0:28.80	04.07	07.69	15.67	1:07.62	1:02.70	0:57.86	0:45.19 [5]	1:18.91 [5]	1:52.81 [5]	2:21.61 [7]	2:50.67	2:05.48	2:05.99	+17m	1.34m
		Riley Pace	Q3	Q3			204m	808m	810m	810m		578m	404m	405m	405m				
3	4	MISS HERMES	54.18	0:28.80	03.70	06.98	14.54	1:07.56	1:02.62	0:58.64	0:44.65 [2]	1:18.40 [2]	1:52.22 [2]	2:21.02 [1]	2:50.86	2:06.22	2:06.13	+28m	3.9m
		Grace Bilney	Q3	Q3			202m	815m	815m	813m		580m	407m	408m	407m				
4	5	ABERCROMBIE LIMBO	54.32	0:28.76	03.85	07.34	15.07	1:07.56	1:02.59	0:58.70	0:44.94 [4]	1:18.69 [4]	1:52.51 [4]	2:21.28 [4]	2:51.22	2:06.28	2:06.39	+29m	8.7m
		Luke Sutherland	Q3	Q3			202m	815m	815m	813m		580m	407m	408m	407m				
5	1	NIVEKALON EAGLE	53.64	0:28.91	03.90	07.30	14.88	1:07.63	1:02.84	0:59.16	0:44.78 [3]	1:18.48 [3]	1:52.41 [3]	2:21.32 [5]	2:51.57	2:06.79	2:06.66	+7m	13.56m
		Louis Emerson	Q3	Q3			202m	806m	805m	806m		575m	403m	402m	402m				
6	3	REALLY CAMPBELL	53.68	0:28.91	03.77	07.06	14.50	1:07.64	1:02.85	1:00.61	0:44.42 [1]	1:18.12 [1]	1:52.06 [1]	2:20.97 [2]	2:52.67	2:08.25	2:07.47	+8m	28.22m
		Riley Mitchell	Q3	Q3			201m	806m	805m	807m		575m	404m	402m	403m				
7	7	VERY TEMPTING	54.07	0:28.34	03.84	07.28	14.97	1:07.56	1:02.15	1:01.88	0:45.56 [7]	1:19.34 [7]	1:53.15 [7]	2:21.49 [6]	2:55.03	2:09.46	2:09.21	+44m	59.85m
		Joey Sharp	Q3	Q3			204m	816m	818m	822m		585m	408m	408m	409m				

Note: Timing is based on positional data.

[] Indicates rank at the end of each section


--:--:-- No data available for this section

N/A Information not available

Kilmore-Professional-2026-05-21

Race 9: ARCADIA GROUP PACE - 2180m

21 May 2026 - 9:31PM



HARNESS RACING VICTORIA



RANK	TAB	Horse/ Driver	Top Speed (Km/h)	Fastest Section	First 50m	First 100m	First 200m	First Half	Middle Half	Last Half	Lead Time 0:43.31	1st Quarter	2nd Quarter	3rd Quarter	4th Quarter	Last Mile	Mile Rate	Distance Travelled	Gross Time/ Margin
												1:14.42 (0:31.11)	1:45.52 (0:31.10)	2:14.68 (0:29.16)	2:44.91 (0:30.23)				
1	6	THEROUX	54.04	0:28.39	04.01	07.61	15.06	1:02.14	0:59.50	0:58.14	0:44.63 [8]	1:15.66 [8]	1:46.77 [8]	2:15.16 [4]	2:44.91	2:00.28	2:01.74	+27m	2:44.91
		Chris Alford	Q3	Q3			204m	814m	817m	816m	578m	406m	408m	409m	407m				
2	8	MAMMALS REASON	51.48	0:29.18	03.92	07.36	14.62	1:02.18	1:00.27	0:58.55	0:44.23 [6]	1:15.33 [7]	1:46.42 [7]	2:15.59 [6]	2:44.97	2:00.73	2:01.78	+11m	0.79m
		James Herbertson	Q3	Q3			202m	807m	805m	809m	575m	404m	402m	402m	407m				
3	5	FAKE COLLECTION	53.93	0:29.14	03.74	06.95	13.72	1:02.19	1:00.23	0:59.66	0:43.57 [3]	1:14.68 [3]	1:45.77 [3]	2:14.90 [3]	2:45.43	2:01.85	2:02.12	+4m	6.91m
		Glenn Bull	Lead	Q3			202m	807m	805m	807m	573m	404m	402m	403m	404m				
4	7	MIKI MARK	51.88	0:29.10	03.84	07.23	14.13	1:02.16	1:00.14	1:00.37	0:43.39 [2]	1:14.51 [2]	1:45.55 [2]	2:14.65 [2]	2:45.93	2:02.53	2:02.49	+23m	13.65m
		Rita Burnett	Q3	Q3			203m	814m	814m	812m	578m	407m	408m	407m	406m				
5	1	TOPZAVSKI	51.16	0:29.16	03.89	07.30	14.25	1:02.19	1:00.26	1:00.03	0:43.84 [5]	1:14.93 [5]	1:46.03 [5]	2:15.20 [5]	2:46.07	2:02.22	2:02.59	+4m	15.52m
		Steven Matson	Q3	Q3			203m	807m	805m	807m	573m	404m	402m	402m	404m				
6	3	ARCHAA	54.29	0:29.16	03.74	06.95	13.57	1:02.21	1:00.25	1:00.77	0:43.31 [1]	1:14.42 [1]	1:45.52 [1]	2:14.68 [1]	2:46.28	2:02.98	2:02.75	+3m	18.43m
		Christopher Shinn	Lead	Q3			202m	806m	805m	806m	573m	404m	402m	403m	404m				
7	4	ATOMIC GLORY	51.91	0:29.20	04.03	07.72	14.99	1:02.16	1:00.31	1:01.05	0:44.19 [7]	1:15.24 [6]	1:46.35 [6]	2:15.56 [8]	2:47.41	2:03.21	2:03.58	+27m	33.47m
		Sean O'Sullivan	Q3	Q3			203m	815m	816m	817m	578m	407m	408m	408m	409m				

Note: Timing is based on positional data.

[] Indicates rank at the end of each section


--:-- No data available for this section

N/A Information not available

Kilmore-Professional-2026-05-21

Race 9: ARCADIA GROUP PACE - 2180m

21 May 2026 - 9:31PM



HARNESS RACING VICTORIA



RANK	TAB	Horse/ Driver	Top Speed (Km/h)	Fastest Section	First 50m	First 100m	First 200m	First Half	Middle Half	Last Half	Lead Time	1st Quarter	2nd Quarter	3rd Quarter	4th Quarter	Last Mile	Mile Rate	Distance Travelled	Gross Time/ Margin
												0:43.31	1:14.42 (0:31.11)	1:45.52 (0:31.10)	2:14.68 (0:29.16)				
8	2	ROCKIN CHARMER	50.83	0:29.60	03.91	07.49	14.61	1:02.13	1:00.65	1:02.15	0:43.76 [4]	1:14.84 [4]	1:45.90 [4]	2:15.49 [7]	2:48.05	2:04.28	2:04.06	+21m	42.08m
		Corey Bell	Q3	Q3			202m	814m	814m	811m	578m	407m	408m	406m	404m				

Note: Timing is based on positional data.

[] Indicates rank at the end of each section

--:--:-- No data available for this section

N/A Information not available