


Kilmore-Professional-2026-06-18

Race 1: HIP POCKET CASTLEMAINE TROT - 2180m

18 June 2026 - 4:55PM



HARNESS RACING VICTORIA



RANK	TAB	Horse/ Driver	Top Speed (Km/h)	Fastest Section	First 50m	First 100m	First 200m	First Half	Middle Half	Last Half	Lead Time 0:41.99	1st Quarter	2nd Quarter	3rd Quarter	4th Quarter	Last Mile	Mile Rate	Distance Travelled	Gross Time/ Margin
												1:13.72 (0:31.73)	1:45.39 (0:31.67)	2:17.90 (0:32.51)	2:49.31 (0:31.41)				
1	4	SONNYBOY	52.27	0:30.99	03.80	07.12	14.04	1:03.36	1:03.56	1:03.24	0:42.71 [5]	1:14.73 [6]	1:46.06 [4]	2:18.32 [3]	2:49.31	2:06.60	2:04.98	+29m	2:49.31
		Jack Sullivan	Lead	Q4			202m	817m	814m	817m	576m	409m	407m	407m	410m				
2	10	SIoux WARRIOR	49.79	0:31.10	04.04	07.56	14.88	1:03.30	1:02.56	1:02.79	0:43.46 [8]	1:15.66 [8]	1:46.76 [8]	2:18.22 [2]	2:49.55	2:06.09	2:05.17	+28m	3.3m
		James Herbertson	Q2	Q2			203m	816m	816m	814m	577m	408m	408m	407m	407m				
3	3	STARLIGHT RED	54.04	0:31.05	03.76	06.97	13.59	1:03.80	1:05.07	1:04.30	0:41.99 [1]	1:13.97 [2]	1:45.79 [3]	2:19.04 [7]	2:50.10	2:08.10	2:05.57	+11m	10.69m
		Laura Wilson	Lead	Q4			202m	808m	808m	812m	571m	404m	404m	404m	408m				
4	5	KALARNEY PRINCE	51.30	0:31.15	03.89	07.27	14.28	1:03.32	1:02.82	1:03.23	0:43.84 [9]	1:16.02 [10]	1:47.16 [10]	2:18.83 [5]	2:50.40	2:06.55	2:05.79	+35m	14.69m
		Abby Sanderson	Lead	Q2			204m	817m	817m	819m	579m	409m	408m	409m	409m				
5	9	ALLWATFUNJINGLES	50.80	0:31.26	03.93	07.34	14.51	1:03.31	1:02.81	1:04.25	0:43.04 [6]	1:15.09 [7]	1:46.34 [6]	2:17.90 [1]	2:50.60	2:07.56	2:05.94	+25m	17.31m
		Jack Laughher	Lead	Q2			202m	816m	815m	811m	578m	408m	408m	407m	404m				
6	7	ALDEBARAN DENBAY	52.70	0:31.46	03.84	07.17	13.73	1:03.36	1:04.47	1:05.19	0:42.39 [3]	1:14.28 [3]	1:45.75 [2]	2:18.76 [4]	2:50.95	2:08.55	2:06.20	+25m	22.1m
		Nick Beale	Lead	Q2			204m	817m	813m	811m	577m	409m	407m	406m	406m				
7	2	TAKEN BY WINE	51.80	0:31.81	03.80	07.14	13.88	1:03.79	1:04.96	1:05.99	0:42.36 [2]	1:14.34 [4]	1:46.14 [5]	2:19.28 [9]	2:52.14	2:09.78	2:07.07	+6m	37.98m
		Jeremy Quinlan	Lead	Q2			202m	808m	807m	807m	571m	404m	404m	403m	404m				

Note: Timing is based on positional data.

[] Indicates rank at the end of each section


--:-- No data available for this section

N/A Information not available

Kilmore-Professional-2026-06-18

Race 1: HIP POCKET CASTLEMAINE TROT - 2180m

18 June 2026 - 4:55PM



HARNESS RACING VICTORIA



RANK	TAB	Horse/ Driver	Top Speed (Km/h)	Fastest Section	First 50m	First 100m	First 200m	First Half	Middle Half	Last Half	Lead Time 0:41.99	1st Quarter	2nd Quarter	3rd Quarter	4th Quarter	Last Mile	Mile Rate	Distance Travelled	Gross Time/ Margin
												1:13.72 (0:31.73)	1:45.39 (0:31.67)	2:17.90 (0:32.51)	2:49.31 (0:31.41)				
8	12	JUST ABIT DUSTY	51.12	0:30.54	03.79	07.18	14.78	1:02.20	1:05.01	1:07.25	0:43.18 [7]	1:13.72 [1]	1:45.39 [1]	2:18.74 [6]	2:52.64	2:09.45	2:07.45	+34m	44.71m
		Chris Alford	Lead	Q1			204m	815m	807m	807m	592m	411m	404m	403m	404m				
9	8	HEIR JAURDON	51.62	0:31.82	03.96	07.32	14.44	1:03.77	1:04.41	1:06.25	0:42.75 [4]	1:14.70 [5]	1:46.51 [7]	2:19.11 [8]	2:52.76	2:10.02	2:07.53	+18m	46.32m
		David Miles	Lead	Q2			202m	809m	811m	815m	573m	405m	404m	406m	409m				
10	1	LOVE WHO	48.64	0:30.75	04.07	07.71	15.36	1:01.53	1:03.26	1:05.60	0:45.76 [11]	1:16.51 [11]	1:47.28 [11]	2:19.76 [10]	2:52.88	2:07.13	2:07.62	+19m	47.88m
		Reagan Clarke	Q2	Q1			203m	810m	808m	811m	579m	405m	405m	403m	407m				
11	11	LARAS DREAM	49.32	0:31.04	04.12	07.84	15.34	1:02.66	1:04.00	1:07.15	0:44.13 [10]	1:15.74 [9]	1:46.78 [9]	2:19.74 [11]	2:53.94	2:09.81	2:08.40	+21m	62.15m
		Paul Grech	Lead	Q2			203m	808m	810m	814m	579m	403m	405m	406m	408m				

Scratched: LITTLE TEDEY (6)

Note: Timing is based on positional data.

[] Indicates rank at the end of each section

--:-- No data available for this section

N/A Information not available

Kilmore-Professional-2026-06-18

Race 2: KILMORE FORD MAIDEN PACE - 1690m

18 June 2026 - 5:22PM



HARNESS RACING VICTORIA



RANK	TAB	Horse/ Driver	Top Speed (Km/h)	Fastest Section	First 50m	First 100m	First 200m	First Half	Middle Half	Last Half	Lead Time 0:05.53	1st Quarter	2nd Quarter	3rd Quarter	4th Quarter	Last Mile	Mile Rate	Distance Travelled	Gross Time/ Margin
												0:34.69 (0:29.16)	1:05.07 (0:30.38)	1:35.68 (0:30.61)	2:05.96 (0:30.28)				
1	2	SWEET GEM	53.32	0:29.85	03.87	07.13	14.19	0:59.83	1:00.66	1:00.59	0:05.53 [1]	0:35.39 [2]	1:05.37 [2]	1:36.05 [2]	2:05.96	2:00.42	1:59.95	+9m	2:05.96
		Taylor Youl	Q1	Q1			201m	808m	809m	810m		81m	403m	404m	404m				
2	1	TAKAO	54.14	0:29.13	03.87	07.13	13.89	0:59.52	1:01.00	1:00.99	0:05.56 [2]	0:34.69 [1]	1:05.07 [1]	1:35.68 [1]	2:06.07	2:00.51	2:00.05	+5m	1.45m
		Christopher Shinn	Q1	Q1			202m	807m	807m	808m		81m	403m	404m	403m				
3	5	SEW HOPEFULL	53.35	0:29.06	04.12	07.67	15.09	1:00.22	0:59.67	1:00.45	0:05.97 [5]	0:37.14 [7]	1:06.21 [7]	1:36.82 [6]	2:06.66	2:00.67	2:00.62	+8m	9.46m
		Rodney Petroff	Q2	Q2			203m	811m	807m	807m		81m	407m	404m	404m				
4	8	ALL DONE TARA	52.24	0:29.77	04.00	07.34	14.62	0:59.67	1:00.55	1:00.99	0:06.19 [9]	0:35.96 [4]	1:05.86 [4]	1:36.51 [5]	2:06.86	2:00.66	2:00.80	+9m	12.04m
		Ross Payne	Q1	Q1			202m	808m	807m	807m		84m	404m	404m	404m				
5	4	TARZINA	50.90	0:29.90	03.99	07.44	14.48	0:59.88	1:00.53	1:01.97	0:05.69 [3]	0:35.68 [3]	1:05.59 [3]	1:36.22 [3]	2:07.56	2:01.85	2:01.48	+20m	21.55m
		Kaitlin Beale	Q1	Q2			202m	815m	814m	814m		81m	408m	407m	407m				
6	3	MY ULTIMATE MATEO	53.75	0:28.86	04.14	07.65	15.03	0:59.73	0:59.37	1:01.73	0:06.10 [8]	0:36.97 [6]	1:05.83 [5]	1:36.35 [4]	2:07.56	2:01.46	2:01.48	+29m	21.58m
		Jack Laughler	Q2	Q2			203m	820m	820m	818m		81m	409m	411m	409m				
7	9	SPOT THE DEVIL	52.85	0:29.13	03.97	07.34	14.81	0:59.93	0:59.91	1:02.90	0:06.01 [7]	0:36.81 [5]	1:05.95 [6]	1:36.74 [7]	2:08.87	2:02.83	2:02.72	+21m	39.08m
		Tony Barresi	Q2	Q2			202m	815m	814m	813m		82m	407m	408m	406m				

Note: Timing is based on positional data.

[] Indicates rank at the end of each section

--:-- No data available for this section

N/A Information not available



HARNESS RACING VICTORIA

Kilmore-Professional-2026-06-18

Race 2: KILMORE FORD MAIDEN PACE - 1690m

18 June 2026 - 5:22PM



RANK	TAB	Horse/Driver	Top Speed (Km/h)	Fastest Section	First 50m	First 100m	First 200m	First Half	Middle Half	Last Half	Lead Time	1st Quarter	2nd Quarter	3rd Quarter	4th Quarter	Last Mile	Mile Rate	Distance Travelled	Gross Time/Margin
												0:05.53	0:34.69 (0:29.16)	1:05.07 (0:30.38)	1:35.68 (0:30.61)				
8	7	SOFT LANDING	53.28	0:28.83	04.17	07.88	15.37	1:00.27	0:59.52	1:02.79	0:05.95 [6]	0:37.38 [8]	1:06.21 [8]	1:36.91 [8]	2:09.02	2:03.06	2:02.86	+25m	41.1m
		Leilani Justice	Q2	Q2			204m	819m	816m	815m	81m	411m	408m	408m	407m				
9	6	KATIES LEGEND	53.50	0:28.63	04.06	07.64	15.05	1:00.99	1:00.28	1:06.23	0:05.79 [4]	0:38.16 [9]	1:06.79 [9]	1:38.46 [9]	2:13.04	2:07.22	2:06.69	+19m	95.02m
		Rita Burnett	Q2	Q2			205m	819m	811m	810m	81m	413m	406m	404m	405m				

Note: Timing is based on positional data.

[] Indicates rank at the end of each section


--:--:-- No data available for this section

N/A Information not available

Kilmore-Professional-2026-06-18

Race 3: BERALDO COFFEE VICBRED VOUCHER PACE - 2180m

18 June 2026 - 5:58PM



HARNESS RACING VICTORIA



RANK	TAB	Horse/ Driver	Top Speed (Km/h)	Fastest Section	First 50m	First 100m	First 200m	First Half	Middle Half	Last Half	Lead Time 0:41.33	1st Quarter	2nd Quarter	3rd Quarter	4th Quarter	Last Mile	Mile Rate	Distance Travelled	Gross Time/ Margin
												1:12.07 (0:30.74)	1:42.35 (0:30.28)	2:12.35 (0:30.00)	2:42.90 (0:30.55)				
1	6	ARCHAA	55.51	0:30.00	03.65	06.80	13.43	1:01.02	1:00.28	1:00.55	0:41.33 [1]	1:12.07 [1]	1:42.35 [1]	2:12.35 [1]	2:42.90	2:01.56	2:00.25	+7m	2:42.90
		Christopher Shinn	Lead	Q3			202m	808m	807m	808m		571m	404m	403m	403m				
2	3	ARE WEASLEY	53.14	0:30.05	03.71	06.96	13.73	1:01.17	1:00.28	1:01.05	0:41.54 [2]	1:12.46 [3]	1:42.70 [2]	2:12.75 [2]	2:43.75	2:02.22	2:00.88	+19m	11.49m
		Reagan Clarke	Lead	Q3			203m	815m	812m	810m		575m	408m	407m	405m				
3	4	MIKI MARK	52.49	0:30.12	03.79	07.10	14.09	1:01.17	1:00.39	1:00.80	0:41.83 [4]	1:12.73 [4]	1:43.00 [4]	2:13.12 [4]	2:43.81	2:01.97	2:00.93	+24m	12.31m
		Rita Burnett	Lead	Q3			202m	815m	813m	814m		575m	408m	407m	406m				
4	1	SHEZABLUECHIP	53.21	0:30.30	03.74	07.00	13.80	1:01.06	1:00.65	1:01.10	0:41.73 [3]	1:12.48 [2]	1:42.79 [3]	2:13.15 [3]	2:43.90	2:02.16	2:00.99	+5m	13.4m
		Glenn Bull	Lead	Q2			201m	807m	807m	807m		571m	404m	404m	403m				
5	7	THEROUX	51.08	0:30.17	03.86	07.43	15.16	1:00.47	1:00.41	1:00.47	0:43.18 [7]	1:13.41 [8]	1:43.64 [8]	2:13.81 [8]	2:44.12	2:00.94	2:01.15	+29m	16.36m
		Chris Alford	Q1	Q3			203m	815m	814m	819m		574m	408m	407m	407m				
6	8	ALABAMA ICE	50.90	0:30.16	03.85	07.31	14.87	1:00.75	1:00.42	1:00.80	0:42.63 [5]	1:13.12 [6]	1:43.38 [6]	2:13.53 [6]	2:44.18	2:01.55	2:01.20	+29m	17.26m
		Mark Pitt	Q1	Q3			202m	815m	814m	817m		577m	408m	407m	407m				
7	2	CLIVES GIRL	50.33	0:30.10	03.85	07.31	14.56	1:00.25	1:00.36	1:01.16	0:42.81 [6]	1:12.97 [5]	1:43.07 [5]	2:13.33 [5]	2:44.24	2:01.41	2:01.24	+6m	18.0m
		Charlene Gusman	Lead	Q2			203m	806m	807m	807m		573m	403m	403m	403m				

Note: Timing is based on positional data.

[] Indicates rank at the end of each section


--:-- No data available for this section

N/A Information not available

Kilmore-Professional-2026-06-18

Race 3: BERALDO COFFEE VICBRED VOUCHER PACE - 2180m

18 June 2026 - 5:58PM



HARNESS RACING VICTORIA



RANK	TAB	Horse/ Driver	Top Speed (Km/h)	Fastest Section	First 50m	First 100m	First 200m	First Half	Middle Half	Last Half	Lead Time	1st Quarter	2nd Quarter	3rd Quarter	4th Quarter	Last Mile	Mile Rate	Distance Travelled	Gross Time/ Margin
												0:41.33	1:12.07 (0:30.74)	1:42.35 (0:30.28)	2:12.35 (0:30.00)				
8	5	NORTHERN TERROR Corey Bell	51.41	0:30.02	03.79	07.24	14.78	1:00.12	1:00.38	1:01.45	0:43.26 [8]	1:13.28 [7]	1:43.39 [7]	2:13.68 [7]	2:44.86	2:01.56	2:01.70	+11m	26.31m
			Lead	Q1			203m	807m	808m	809m	574m	404m	404m	404m	405m				

Note: Timing is based on positional data.

[] Indicates rank at the end of each section

--:--:-- No data available for this section

N/A Information not available

Kilmore-Professional-2026-06-18

Race 4: MC LABOUR VICBRED VOUCHER PACE - 2180m

18 June 2026 - 6:35PM



HARNESS RACING VICTORIA



RANK	TAB	Horse/ Driver	Top Speed (Km/h)	Fastest Section	First 50m	First 100m	First 200m	First Half	Middle Half	Last Half	Lead Time 0:42.72	1st Quarter	2nd Quarter	3rd Quarter	4th Quarter	Last Mile	Mile Rate	Distance Travelled	Gross Time/ Margin
												1:14.86 (0:32.14)	1:44.13 (0:29.27)	2:14.67 (0:30.54)	2:45.07 (0:30.40)				
1	1	FREAK OUT	53.68	0:29.27	03.70	06.93	13.78	1:01.41	0:59.81	1:00.94	0:42.72 [1]	1:14.86 [1]	1:44.13 [1]	2:14.67 [1]	2:45.07	2:02.35	2:01.86	+4m	2:45.07
		Leilani Justice	Lead	Q2			203m	807m	806m	807m		570m	403m	404m	403m				
2	6	FOREGONE CONCLUSI	52.02	0:29.24	03.77	07.15	14.16	1:01.26	0:59.56	1:00.80	0:43.18 [4]	1:15.21 [5]	1:44.45 [3]	2:14.77 [3]	2:45.26	2:02.06	2:02.00	+31m	2:47m
		Reagan Clarke	Lead	Q2			204m	816m	814m	818m		577m	409m	407m	407m				
3	7	OUR MYSTERY BET	52.16	0:29.24	03.71	07.09	14.38	1:01.39	0:59.83	1:01.21	0:42.75 [2]	1:14.89 [2]	1:44.13 [2]	2:14.72 [2]	2:45.35	2:02.60	2:02.06	+32m	3:66m
		Juanita Breen	Lead	Q2			204m	816m	813m	813m		583m	409m	408m	406m				
4	3	GLENLINE	52.34	0:29.19	03.91	07.48	14.62	1:01.24	0:59.13	1:00.27	0:43.89 [7]	1:15.95 [8]	1:45.13 [8]	2:15.07 [4]	2:45.40	2:01.51	2:02.10	+32m	4:34m
		Anne-Maree Conroy	Q2	Q2			203m	815m	815m	822m		575m	409m	406m	409m				
5	5	DIVINE TILLY	52.24	0:29.32	03.96	07.68	15.36	1:00.99	0:59.85	1:00.67	0:43.86 [6]	1:15.53 [6]	1:44.85 [7]	2:15.38 [8]	2:45.52	2:01.66	2:02.19	+6m	5:97m
		Steve Cleave	Q2	Q2			203m	807m	806m	807m		572m	404m	403m	403m				
6	8	TREACHEROUSTIMES	52.70	0:29.32	03.76	07.05	14.15	1:01.45	0:59.88	1:01.18	0:43.03 [3]	1:15.16 [3]	1:44.47 [4]	2:15.04 [5]	2:45.66	2:02.63	2:02.29	+5m	7:82m
		Glenn Bull	Lead	Q2			201m	807m	806m	806m		572m	403m	403m	403m				
7	4	GOZO MAJOR	51.95	0:29.48	03.91	07.54	14.96	1:00.47	0:59.93	1:01.39	0:44.18 [8]	1:15.17 [4]	1:44.65 [5]	2:15.11 [6]	2:46.05	2:01.86	2:02.58	+38m	13:13m
		Paul Grech	Q2	Q2			203m	824m	819m	819m		575m	414m	410m	409m				

Note: Timing is based on positional data.

[] Indicates rank at the end of each section


-:--:- No data available for this section

N/A Information not available

Kilmore-Professional-2026-06-18

Race 4: MC LABOUR VICBRED VOUCHER PACE - 2180m

18 June 2026 - 6:35PM



HARNESS RACING VICTORIA



RANK	TAB	Horse/ Driver	Top Speed (Km/h)	Fastest Section	First 50m	First 100m	First 200m	First Half	Middle Half	Last Half	Lead Time	1st Quarter	2nd Quarter	3rd Quarter	4th Quarter	Last Mile	Mile Rate	Distance Travelled	Gross Time/ Margin
												0:42.72	1:14.86 (0:32.14)	1:44.13 (0:29.27)	2:14.67 (0:30.54)				
8	2	SPUN SILVER	52.45	0:29.21	03.78	07.20	14.28	1:01.25	0:59.68	1:01.60	0:43.43 [5]	1:15.48 [7]	1:44.69 [6]	2:15.16 [7]	2:46.28	2:02.85	2:02.75	+22m	16.27m
		Tristan Larsen	Q2	Q2			202m	815m	812m	812m		575m	409m	407m	406m				

Note: Timing is based on positional data.

[] Indicates rank at the end of each section


--:--:-- No data available for this section

N/A Information not available

Kilmore-Professional-2026-06-18

Race 5: C&M BUILD GROUP MAIDEN TROT - 1690m

18 June 2026 - 7:00PM



HARNESS RACING VICTORIA



RANK	TAB	Horse/ Driver	Top Speed (Km/h)	Fastest Section	First 50m	First 100m	First 200m	First Half	Middle Half	Last Half	Lead Time 0:05.37	1st Quarter	2nd Quarter	3rd Quarter	4th Quarter	Last Mile	Mile Rate	Distance Travelled	Gross Time/ Margin
												0:33.86 (0:28.49)	1:06.32 (0:32.46)	1:37.37 (0:31.05)	2:08.71 (0:31.34)				
1	7	REVERAND BOB	54.50	0:28.49	03.84	07.04	13.49	1:00.95	1:03.51	1:02.38	0:05.37 [1]	0:33.86 [1]	1:06.32 [1]	1:37.37 [1]	2:08.71	2:03.33	2:02.56	+14m	2:08.71
		James Herbertson	Q1	Q1			205m	816m	807m	808m		80m	412m	404m	403m				
2	5	MISS KOMMUNICATION	52.06	0:29.39	03.99	07.42	14.28	1:01.11	1:02.46	1:02.02	0:05.64 [4]	0:35.04 [4]	1:06.75 [3]	1:37.50 [2]	2:08.78	2:03.13	2:02.63	+15m	1:01m
		Rodney Petroff	Q1	Q1			203m	811m	812m	814m		80m	404m	407m	406m				
3	6	BIG RAIN	54.11	0:29.04	03.93	07.19	13.67	1:01.56	1:03.76	1:03.30	0:05.46 [2]	0:34.50 [3]	1:07.01 [4]	1:38.26 [6]	2:10.32	2:04.86	2:04.10	+11m	21.67m
		Chris Alford	Q1	Q1			203m	810m	807m	811m		80m	407m	403m	404m				
4	4	SEBS GAL	51.19	0:29.95	04.20	07.94	15.40	1:01.03	1:01.83	1:03.31	0:06.06 [6]	0:36.01 [5]	1:07.09 [5]	1:37.83 [3]	2:10.40	2:04.34	2:04.17	+17m	22.7m
		Tasmyn Potter	Q1	Q1			203m	814m	813m	812m		80m	408m	407m	406m				
5	8	WAR DAN PHOENIX	49.39	0:30.35	04.33	08.04	15.85	1:00.84	1:00.84	1:03.40	0:06.52 [8]	0:37.01 [7]	1:07.37 [7]	1:37.85 [4]	2:10.77	2:04.24	2:04.53	+23m	27.69m
		David Miles	Q2	Q2			202m	812m	816m	818m		84m	405m	407m	409m				
6	3	MUSCLEM	54.04	0:28.56	03.98	07.28	13.77	1:01.08	1:03.80	1:06.55	0:05.53 [3]	0:34.09 [2]	1:06.62 [2]	1:37.90 [5]	2:13.18	2:07.63	2:06.82	+6m	60.01m
		Jack Laughler	Q1	Q1			202m	808m	807m	807m		80m	405m	404m	404m				
7	1	PRINCESS HAZEL	48.78	0:30.41	04.35	08.06	15.42	1:01.16	1:03.25	1:06.80	0:06.31 [7]	0:36.73 [6]	1:07.48 [6]	1:39.99 [8]	2:14.28	2:07.96	2:07.88	+5m	74.82m
		Tony Barresi	Q2	Q1			201m	807m	807m	808m		80m	404m	403m	404m				

Note: Timing is based on positional data.

[] Indicates rank at the end of each section

--:-- No data available for this section

N/A Information not available



HARNESS RACING VICTORIA

Kilmore-Professional-2026-06-18

Race 5: C&M BUILD GROUP MAIDEN TROT - 1690m

18 June 2026 - 7:00PM



RANK	TAB	Horse/ Driver	Top Speed (Km/h)	Fastest Section	First 50m	First 100m	First 200m	First Half	Middle Half	Last Half	Lead Time	1st Quarter	2nd Quarter	3rd Quarter	4th Quarter	Last Mile	Mile Rate	Distance Travelled	Gross Time/ Margin
												0:33.86 (0:28.49)	1:06.32 (0:32.46)	1:37.37 (0:31.05)	2:08.71 (0:31.34)				
8	2	RIPPING RONALDO	51.26	0:29.42	04.00	07.66	15.46	1:03.59	0:58.90	1:07.01	0:05.69 [5]	0:39.80 [8]	1:09.28 [8]	1:38.70 [7]	2:16.28	2:10.60	2:09.78	+31m	101.71m
		Alex Ashwood	Q3	Q3			205m	820m	810m	821m	80m	415m	405m	405m	415m				

Note: Timing is based on positional data.

[] Indicates rank at the end of each section


--:--:-- No data available for this section

N/A Information not available

Kilmore-Professional-2026-06-18

Race 6: PICKLEBET "GET YOUR PICKLE ON" MAIDEN PACE - 1690m

18 June 2026 - 7:30PM



HARNESS RACING VICTORIA



RANK	TAB	Horse/ Driver	Top Speed (Km/h)	Fastest Section	First 50m	First 100m	First 200m	First Half	Middle Half	Last Half	Lead Time 0:05.43	1st Quarter	2nd Quarter	3rd Quarter	4th Quarter	Last Mile	Mile Rate	Distance Travelled	Gross Time/ Margin
												0:35.49 (0:30.06)	1:06.84 (0:31.35)	1:37.06 (0:30.22)	2:06.42 (0:29.36)				
1	8	CRIPPA	52.56	0:29.07	03.90	07.24	14.64	1:01.32	1:00.79	0:59.10	0:06.00 [5]	0:36.55 [4]	1:07.31 [3]	1:37.35 [2]	2:06.42	2:00.42	2:00.38	+21m	2:06.42
		Jack Laugher	Q4	Q4			202m	815m	813m	813m		84m	407m	407m	406m				
2	4	GOZO SWEET	51.70	0:29.33	03.98	07.48	14.93	1:01.75	1:00.79	0:59.39	0:05.84 [4]	0:36.86 [6]	1:07.57 [5]	1:37.65 [3]	2:06.98	2:01.14	2:00.92	+18m	7.56m
		Liam Older	Q4	Q4			203m	816m	814m	812m		80m	408m	408m	406m				
3	2	HEAVENLY NIKKY	51.84	0:29.37	03.78	07.16	14.32	1:02.06	1:01.79	0:59.88	0:05.43 [1]	0:36.21 [3]	1:07.50 [4]	1:38.01 [5]	2:07.39	2:01.94	2:01.31	+11m	13.02m
		Rita Burnett	Lead	Q4			202m	808m	809m	813m		80m	404m	404m	405m				
4	6	STOLEN DIAMOND	51.19	0:29.59	04.11	07.67	15.32	1:01.81	1:00.87	0:59.80	0:06.11 [7]	0:37.25 [7]	1:07.91 [7]	1:38.12 [6]	2:07.72	2:01.61	2:01.62	+26m	17.47m
		Tristan Larsen	Q4	Q4			203m	817m	816m	819m		80m	409m	408m	408m				
5	3	MISTY ALWAYS	51.59	0:29.51	04.11	08.04	16.57	1:02.20	1:00.48	0:59.65	0:06.03 [6]	0:37.89 [8]	1:08.22 [8]	1:38.37 [8]	2:07.88	2:01.85	2:01.77	+18m	19.61m
		Ross Payne	Q4	Q4			202m	814m	814m	814m		80m	407m	407m	407m				
6	5	ASHANTE WARRIOR	50.87	0:30.27	04.07	07.98	15.80	1:01.72	1:01.52	1:00.73	0:06.13 [8]	0:36.78 [5]	1:07.85 [6]	1:38.31 [7]	2:08.59	2:02.45	2:02.45	+8m	29.07m
		Ray Pace	Q4	Q4			203m	809m	808m	809m		80m	405m	404m	404m				
7	1	VILLAVOS	52.96	0:30.02	03.78	07.05	13.81	1:01.37	1:01.56	1:02.18	0:05.48 [3]	0:35.49 [1]	1:06.84 [1]	1:37.06 [1]	2:09.02	2:03.55	2:02.86	+5m	34.94m
		Chris Alford	Q1	Q1			202m	808m	808m	806m		80m	404m	404m	404m				

Note: Timing is based on positional data.

[] Indicates rank at the end of each section


-:--:- No data available for this section

N/A Information not available

Kilmore-Professional-2026-06-18

Race 6: PICKLEBET "GET YOUR PICKLE ON" MAIDEN PACE - 1690m

18 June 2026 - 7:30PM



HARNESS RACING VICTORIA



RANK	TAB	Horse/ Driver	Top Speed (Km/h)	Fastest Section	First 50m	First 100m	First 200m	First Half	Middle Half	Last Half	Lead Time	1st Quarter	2nd Quarter	3rd Quarter	4th Quarter	Last Mile	Mile Rate	Distance Travelled	Gross Time/ Margin
												0:05.43	0:35.49 (0:30.06)	1:06.84 (0:31.35)	1:37.06 (0:30.22)				
8	7	DESTINY KEPT	53.03	0:30.31	03.83	07.12	13.77	1:01.67	1:02.17	1:04.28	0:05.38 [2]	0:35.70 [2]	1:07.05 [2]	1:37.86 [4]	2:11.34	2:05.96	2:05.07	+7m	65.97m
		Jeremy Quinlan	Q1	Q1			203m	810m	807m	806m	80m	406m	404m	403m	403m				

Note: Timing is based on positional data.

[] Indicates rank at the end of each section


--:--:-- No data available for this section

N/A Information not available

Kilmore-Professional-2026-06-18

Race 7: AUSTRALIAN PACING GOLD 2YO FILLIES (PRELUDE) - 1690m

18 June 2026 - 8:01PM



HARNESS RACING VICTORIA



RANK	TAB	Horse/ Driver	Top Speed (Km/h)	Fastest Section	First 50m	First 100m	First 200m	First Half	Middle Half	Last Half	Lead Time	1st Quarter	2nd Quarter	3rd Quarter	4th Quarter	Last Mile	Mile Rate	Distance Travelled	Gross Time/ Margin
												0:34.65 (0:28.99)	1:05.44 (0:30.79)	1:35.87 (0:30.43)	2:03.62 (0:27.75)				
1	7	IDEAL FRANKIE	54.22	0:27.74	04.15	07.62	14.32	0:59.51	1:01.22	0:58.17	0:05.93 [4]	0:34.65 [1]	1:05.44 [1]	1:35.87 [1]	2:03.62	1:57.68	1:57.72	+15m	2:03.62
		Mark Pitt	Q4	Q4			204m	816m	807m	808m	81m	412m	404m	403m	405m				
2	3	GRANDIOSA	51.52	0:29.74	04.27	07.92	14.96	1:00.36	1:01.34	1:00.56	0:06.17 [6]	0:36.02 [6]	1:06.54 [5]	1:37.37 [4]	2:07.12	2:00.92	2:01.05	+22m	46.87m
		Daryl Douglas	Q3	Q4			202m	817m	816m	814m	81m	408m	409m	407m	407m				
3	4	SWEETSUCCESS	53.82	0:29.19	04.09	07.39	14.08	1:00.13	1:01.56	1:02.01	0:05.71 [2]	0:34.89 [2]	1:05.83 [2]	1:36.48 [2]	2:07.86	2:02.14	2:01.75	+11m	56.74m
		Jack Laugher	Q1	Q1			202m	811m	811m	809m	81m	405m	407m	405m	404m				
4	8	EVERY CENT COUNTS	51.16	0:29.89	04.21	07.74	15.07	1:00.63	1:01.54	1:01.14	0:06.42 [7]	0:36.32 [7]	1:07.05 [7]	1:37.86 [7]	2:08.20	2:01.77	2:02.08	+16m	61.37m
		Chris Alford	Q1	Q1			201m	809m	810m	810m	87m	403m	406m	404m	406m				
5	1	BREAKING NEWS	52.24	0:29.42	04.13	07.56	14.40	1:00.36	1:01.56	1:02.15	0:05.87 [3]	0:35.28 [4]	1:06.23 [4]	1:36.87 [3]	2:08.39	2:02.51	2:02.26	+10m	63.89m
		Bryce Campbell	Q1	Q1			202m	809m	808m	809m	81m	404m	405m	403m	407m				
6	2	FOXY BY DESIGN	51.26	0:29.76	04.18	07.69	14.66	1:00.73	1:01.67	1:02.67	0:05.97 [5]	0:35.74 [5]	1:06.71 [6]	1:37.41 [5]	2:09.38	2:03.40	2:03.20	+6m	77.15m
		Nathan Cahir	Q1	Q1			202m	808m	807m	807m	82m	404m	404m	403m	404m				
7	5	TEMPEST NOIR	52.20	0:29.46	04.04	07.38	14.20	1:00.46	1:02.50	1:03.62	0:05.66 [1]	0:35.12 [3]	1:06.12 [3]	1:37.62 [6]	2:09.74	2:04.08	2:03.55	+24m	82.06m
		Anne-Maree Conroy	Q1	Q1			204m	818m	815m	815m	81m	409m	409m	406m	409m				

Note: Timing is based on positional data.

[] Indicates rank at the end of each section


--:-- No data available for this section

N/A Information not available

Kilmore-Professional-2026-06-18

Race 7: AUSTRALIAN PACING GOLD 2YO FILLIES (PRELUDE) - 1690m

18 June 2026 - 8:01PM



HARNESS RACING VICTORIA



RANK	TAB	Horse/ Driver	Top Speed (Km/h)	Fastest Section	First 50m	First 100m	First 200m	First Half	Middle Half	Last Half	Lead Time	1st	2nd	3rd	4th	Last Mile	Mile Rate	Distance Travelled	Gross Time/ Margin
												Quarter	Quarter	Quarter	Quarter				
8	6	RAGING DAISY Ellen Tormey	49.82	0:29.80	04.28	07.97	21.96	1:00.28	1:00.11	1:02.15	0:12.99 [8]	0:34.65 (0:28.99)	1:05.44 (0:30.79)	1:35.87 (0:30.43)	2:03.62 (0:27.75)	2:02.43	2:08.95	+99m	158.15m
			Q2	Q2			201m	810m	809m	808m	171m	405m	405m	404m	404m				

Note: Timing is based on positional data.

[] Indicates rank at the end of each section


--:--:-- No data available for this section

N/A Information not available

Kilmore-Professional-2026-06-18

Race 8: AUSTRALIAN PACING GOLD 2YO COLTS & GELDINGS (PRELUDE) - 1690m

18 June 2026 - 8:31PM



HARNESS RACING VICTORIA



RANK	TAB	Horse/ Driver	Top Speed (Km/h)	Fastest Section	First 50m	First 100m	First 200m	First Half	Middle Half	Last Half	Lead Time	1st Quarter	2nd Quarter	3rd Quarter	4th Quarter	Last Mile	Mile Rate	Distance Travelled	Gross Time/ Margin
												0:05.60	0:37.25 (0:31.65)	1:09.02 (0:31.77)	1:38.71 (0:29.69)				
1	1	CARDIGAN SNIPER	54.11	0:27.73	03.97	07.39	14.56	1:03.42	1:01.46	0:57.42	0:05.60 [1]	0:37.25 [1]	1:09.02 [1]	1:38.71 [1]	2:06.45	2:00.84	2:00.42	+5m	2:06.45
		Mark Pitt	Q4	Q4			202m	807m	807m	807m		80m	404m	403m	403m				
2	6	CLAYTON	54.04	0:27.85	04.13	07.85	15.51	1:03.74	1:00.30	0:57.07	0:05.96 [6]	0:38.62 [5]	1:09.70 [3]	1:38.93 [2]	2:06.78	2:00.81	2:00.72	+26m	4.32m
		Nathan Jack	Q4	Q4			205m	822m	813m	813m		80m	415m	407m	406m				
3	3	SEABREEZE LAD	54.43	0:27.82	04.10	07.72	15.22	1:03.89	1:01.37	0:57.41	0:05.83 [4]	0:37.94 [3]	1:09.73 [4]	1:39.32 [5]	2:07.14	2:01.30	2:01.06	+6m	9.13m
		Jason Lee	Q4	Q4			202m	809m	807m	808m		80m	405m	404m	403m				
4	2	BUILDTHEMANASTATUE	52.67	0:28.36	04.09	07.62	14.92	1:03.56	1:01.36	0:57.96	0:05.77 [3]	0:37.57 [2]	1:09.34 [2]	1:38.93 [3]	2:07.30	2:01.53	2:01.22	+6m	11.36m
		Lochie Cook	Q4	Q4			202m	808m	807m	807m		80m	405m	404m	403m				
5	5	ARTY MCFLY	53.17	0:28.43	04.07	07.70	15.49	1:04.15	1:00.47	0:57.62	0:05.83 [5]	0:38.69 [6]	1:09.97 [5]	1:39.16 [4]	2:07.60	2:01.77	2:01.51	+22m	15.44m
		Jack Laughher	Q4	Q4			204m	817m	814m	814m		80m	410m	407m	406m				
6	4	FEAR THE MISSUS	52.20	0:29.15	04.07	07.68	15.37	1:04.39	1:01.20	0:58.56	0:05.76 [2]	0:38.36 [4]	1:10.15 [6]	1:39.56 [6]	2:08.72	2:02.95	2:02.57	+14m	30.32m
		Chris Alford	Q4	Q4			203m	812m	808m	812m		80m	408m	404m	404m				

Note: Timing is based on positional data.

[] Indicates rank at the end of each section

--:-- No data available for this section

N/A Information not available